



CONTACT INFORMATION

CREATIVE LICENSE, INTL.
P.O. BOX 94210
PHOENIX, AZ 85070

PHONE: 480.777.3687
FAX: 480.777.3689
creativelicenseintl.com

INTERIOR DESIGNERS

JOHN M. CAJOWSKI
SENIOR JOB CAPTAIN
jcajowski@creativelicenseintl.com

AIMEE MARTINELLI
INTERIOR DESIGNER
amartinelli@creativelicenseintl.com




PROJECT:
CYPRESS HEIGHTS
RECREATION CENTER & LEASING OFFICES

ADDRESS:
20231 SCHIEL RD.
CYPRESS, TX 77433

CONTACT:
DAYNA KAFANTARIS
dkafantaris@ahvcommunities.com

REVISION 1
DATE: 1/30/24

REVISION KEY			
-  REV. 1 1.30.24 GEN. REVISION	-	-	-

DISCLAIMER:

THESE COMPOSITION PLANS WERE DEVELOPED USING THE RECORD CONSTRUCTION PLANS PROVIDED BY THE CLIENT. RECORD DRAWINGS WERE UTILIZED TO GENERATE THE COMPOSITE INTERIOR DESIGN FLOOR PLANS. VERIFICATIONS WERE MADE FOR MINOR ALTERATIONS AND DEVIATIONS FROM THE ORIGINAL CONSTRUCTION PLANS. EXTENSIVE AS BUILT VERIFICATION WAS NOT PERFORMED FOR THE COMPOSITE INTERIOR DESIGN PLAN AND REFLECTED CEILING PLAN.

SHEET INDEX

SHEET NUMBER	SHEET NAME	ISSUE DATE	REVISED
COV	COVER SHEET	11-17-23	1-30-24
G1	GENERAL NOTES, KEY NOTES, DRAFTING SYMBOLS, & ABBREVIATIONS	11-17-23	
ID1	RECREATION BLDG. DIMENSION PLAN	11-17-23	
ID1.1	LEASING OFFICE DIMENSION PLAN	11-17-23	
ID2	RECREATION BLDG. FURNITURE PLAN	11-17-23	
ID2.1	LEASING OFFICE FURNITURE PLAN	11-17-23	
ID3	RECREATION BLDG. FLOOR FINISH PLAN	11-17-23	
ID3.1	LEASING OFFICE FLOOR FINISH PLAN	11-17-23	
ID4	RECREATION BLDG. REFLECTED CEILING PLAN	11-17-23	1-30-24
ID4.1	LEASING OFFICE REFLECTED CEILING PLAN	11-17-23	
ID5	REC. BLDG. COORDINATION PLAN (POWER, SIGNAL & DATA)	11-17-23	
ID5.1	LEASING OFFICE COORDINATION PLAN (POWER, SIGNAL & DATA)	11-17-23	
ID5.2A	REC. BLDG COORDINATION PLAN (FLOOR OUTLETS)	11-17-23	
ID5.2B	LEASING OFFICE COORDINATION PLAN (FLOOR OUTLETS)	11-17-23	
ID6	INTERIOR ELEVATIONS	11-17-23	1-30-24
ID6.1	INTERIOR ELEVATIONS	11-17-23	1-30-24
ID6.2	INTERIOR ELEVATIONS	11-17-23	1-30-24
ID6.3	INTERIOR ELEVATIONS	11-17-23	
ID6.4	INTERIOR ELEVATIONS	11-17-23	
ID7	SECTIONS & DETAILS	11-17-23	1-30-24
ID7.1	ENLARGED ELEVATIONS & SHELF DETAIL	11-17-23	1-30-24
ID8	FINISH / RESPONSIBILITY SCHEDULE	11-17-23	1-30-24

NOTES: THESE DOCUMENTS PROVIDE DESIGN INTENT ONLY AND ARE NOT TO BE USED FOR CONSTRUCTION. CONTRACTORS SHALL VERIFY ALL CONDITIONS AND MAKE SURE ALL CONDITIONS ARE MET BEFORE PROCEEDING WITH ANY CONSTRUCTION. CONTRACTORS SHALL VERIFY ALL CONDITIONS AND MAKE SURE ALL CONDITIONS ARE MET BEFORE PROCEEDING WITH ANY CONSTRUCTION. CONTRACTORS SHALL VERIFY ALL CONDITIONS AND MAKE SURE ALL CONDITIONS ARE MET BEFORE PROCEEDING WITH ANY CONSTRUCTION. CONTRACTORS SHALL VERIFY ALL CONDITIONS AND MAKE SURE ALL CONDITIONS ARE MET BEFORE PROCEEDING WITH ANY CONSTRUCTION.

CLIENT NAME: AHV COMMUNITIES
 PROJECT NAME: CYPRESS HEIGHTS - RECREATION CENTER & LEASING OFFICES
 PROJECT LOCATION: CYPRESS, TX 77433
 SHEET NAME: COVER SHEET


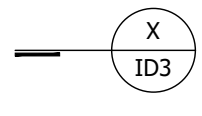
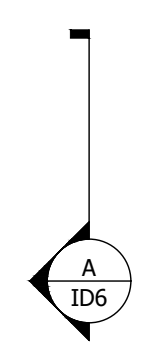

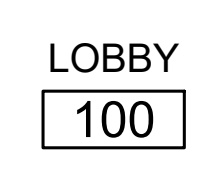
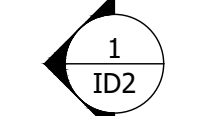

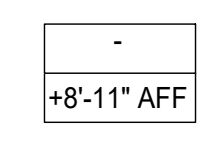
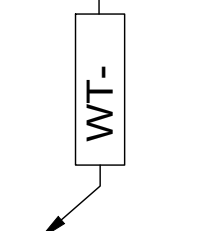





REVISIONS:
 GENERAL REVISION 1-30-24

INSTALL DATE:
SCALE:
DATE: 11-17-23
JOB NUMBER: 26506
DRAWN BY: AM/KH
PM: 000
AE: JF

SHEET:
COV

THESE DOCUMENTS PROVIDE DESIGN INTENT ONLY AND ARE NOT TO BE USED FOR CONSTRUCTION. THE CONTRACTOR SHALL VERIFY ALL CONDITIONS, MATERIALS, AND METHODS OF CONSTRUCTION AND SHALL BE RESPONSIBLE FOR OBTAINING ALL NECESSARY PERMITS AND APPROVALS. THE CONTRACTOR SHALL BE RESPONSIBLE FOR OBTAINING ALL NECESSARY PERMITS AND APPROVALS. THE CONTRACTOR SHALL BE RESPONSIBLE FOR OBTAINING ALL NECESSARY PERMITS AND APPROVALS.

GENERAL NOTES	GENERAL NOTES	KEY NOTES	DRAFTING SYMBOLS	ABBREVIATIONS
<p>THRESHOLDS AT DOORWAYS AND TRANSITIONS STRIPS SHALL NOT EXCEED 1/2" IN HEIGHT. RAISED THRESHOLDS AND FLOOR LEVEL CHANGES AT ACCESSIBLE DOORWAYS SHALL BE BEVELED WITH A SLOPE NO GREAT THAN 1:2.</p> <p>ALL CEILING SYSTEMS ARE TO BE CENTERED IN DESIGNATED ROOMS UNLESS NOTED OTHERWISE.</p> <p>ALL RECESSED AND SURFACE MOUNTED FIXTURES ARE TO BE CENTERED IN THE CEILING GRID UNLESS NOTED OTHERWISE.</p> <p>THE GENERAL CONTRACTOR SHALL BE RESPONSIBLE FOR FIELD MEASUREMENT TO VERIFY THAT ALL CASEWORK ITEMS WILL FIT WITHIN WALL AND PARTITION CONFIGURATIONS AS SHOWN. BUILT ADJUSTMENTS IN SIZE, IF NECESSARY SHALL BE NOTED TO THE ARCHITECT/ DESIGNERS ATTENTION ON SHOP DRAWINGS.</p> <p>ALL OPEN ENDS SHALL BE FILLED WITH PANELS TO MATCH CABINET COLOR AND FINISH WHERE EXPOSED TO VIEW.</p> <p>CAULK ALL JOINTS BETWEEN COUNTERTOPS AND BUILDING PARTITIONS, AND BETWEEN COUNTERTOPS AND ADJACENT CASEWORK. COORDINATE COLOR OF CAULK TO CONDITIONS ADJACENT.</p> <p>CONTRACTOR TO ADJUST AND ALIGN ALL CABINET DOORS AND FASTEN BACK OF CABINET SECURELY TO WALL.</p> <p>IT IS THE CONTRACTORS RESPONSIBILITY TO REVIEW AND COORDINATE THE WORK OF ALL SUB CONTRACTORS, TRADES AND SUPPLIERS WITH THE REQUIREMENTS OF THE CONTRACT BEFORE COMMENCING CONSTRUCTION, AND TO ASSURE THAT ALL PARTIES ARE AWARE OF ALL REQUIREMENTS REGARDLESS OF THEIR REQUIREMENTS OCCUR IN THE CONTRACT DOCUMENTS WHICH MIGHT AFFECT THE WORK OF THAT PARTY. THE WORK DESCRIBED BY THE DRAWING OF ANY ONE DISCIPLINE MAY BE AFFECTED BY WORK DESCRIBED ON DRAWINGS OF ANOTHER DISCIPLINE AND MAY REQUIRE REFERENCE TO THE DRAWING OF ANOTHER DISCIPLINE. PARTIAL SETS OF DRAWINGS ARE INCOMPLETE AND SHALL NOT BE DISTRIBUTED OR UTILIZED BY THE CONTRACTOR.</p> <p>THE CONTRACTOR SHALL ENDEAVOR TO IDENTIFY AND NOTIFY THE ARCHITECT/ DESIGNER OF CONFLICTS BETWEEN THE WORK OF DIFFERENT PARTIES AT THE EARLIEST POSSIBLE DATE SO AS TO ALLOW REASONABLE AND ADEQUATE TIME FOR THE CONFLICT TO BE RESOLVED WITH OUT DELAYING THE WORK. ALL DEVIATION FROM THAT WHICH IS REQUIRED BY THE CONTRACT DOCUMENTS MUST BE APPROVED IN ADVANCE IN WRITING BY THE ARCHITECT/ DESIGNER AND OWNER.</p> <p>THE CONTRACTOR IS RESPONSIBLE TO COMPLY WITH ALL APPLICABLE LAWS, CODES REGULATIONS AND ORDINANCES OF THE PLACE (CITY COUNTRY DISTRICT AND STATE) WHERE THE PROJECT IS LOCATED. ALTHOUGH SUCH REQUIREMENTS MAY NOT BE REFLECTED IN THESE DRAWINGS AND SPECIFICATIONS.</p>	<p>DERIVED FROM THOSE SHOWN ON THE FLOOR PLANS, DETAIL PLANS, ELEVATIONS, SECTIONS, DETAILS, SCHEDULES AND SPECIFICATIONS. ANY DEVIATIONS SHALL BE BROUGHT TO THE ATTENTION FOR THE ARCHITECT/ DESIGNER IMMEDIATELY. ALL DEVIATIONS SHALL BE DEEMED CORRECTED BY THE CONTRACTOR BEFORE BEGINNING HIS PORTION OF WORK.</p> <p>ALL WORK SHALL BE DONE IN CONFORMANCE WITH MANUFACTURER'S INSTALLATION AND WARRANTY REQUIREMENTS.</p> <p>ALL WORK TO BE DONE IN ACCORDANCE WITH ALL APPLICABLE LOCAL, STATE, AND FEDERAL AUTHORITIES, RULES, REGULATIONS AND CODES.</p> <p>ALL DIMENSIONS AND FIELD CONDITIONS SHALL BE VERIFIED. ANY DISCREPANCIES IN DIMENSIONS, CONDITIONS, OR DOCUMENTS SHALL BE BROUGHT IMMEDIATELY TO THE DESIGNER'S ATTENTION.</p> <p>CONTRACTOR SHALL TAKE ALL NECESSARY PRECAUTIONS TO PROTECT ALL EXISTING MATERIALS, SURFACES, AND EQUIPMENT TO REMAIN.</p> <p>ANY UNFORESEEN OR UNCLEAR CONDITIONS SHALL BE REPORTED TO THE DESIGNER AND OWNER PRIOR TO PROCEEDING WITH WORK.</p> <p>THE CONTRACTOR SHALL COORDINATE LOCATIONS FOR ALL BLOCKING, WALL SUPPORTS, AND ANCHORS FOR WALL HUNG ITEMS SUCH AS SHELVES, COUNTERS, CABINETS, ETC. THE CONTRACTOR SHALL NOTIFY THE DESIGNER IF SUPPORTS, BLOCKING, OR ANCHORS NECESSARY TO SUPPORT WALL HUNG ITEMS HAVE NOT BEEN INDICATED. SUCH NOTIFICATION SHALL HAPPEN PRIOR TO INSTALLATION OF ANY WALL HUNG ITEM.</p> <p>SEE SHEET G1.1 FOR ADA MOUNTING STANDARDS FOR RESTROOM ACCESSORIES, FIXTURES, AND EQUIPMENT.</p> <p>INSTALL FINISHED PLASTIC LAMINATE PANELS ON EXPOSED SIDES OF ALL UPPER AND LOWER CABINETS NOT ABUTTING A PARTITION.</p> <p>ALL CABINETS INTERIORS TO BE MELAMINE FINISH, UNLESS OTHER WISE NOTED.</p> <p>WALLS WHERE WALLCOVERING IS SPECIFIED ARE TO BE SMOOTHED AND SEALED.</p> <p>TRANSITION STRIP TO BE PROVIDED WHEREVER CHANGE IN FLOOR FINISH OCCURS, UNLESS OTHERWISE NOTED.</p> <p>CARPET TRANSITIONS TO MEET ACCESSIBLE SLOPE REQUIREMENTS</p> <p>ALL TOEKICKS TO MATCH MILLWORK UNLESS OTHERWISE NOTED.</p> <p>ALL ROOMS WITH LOCKABLE MILLWORK TO BE KEYPED SEPARATELY PER ROOM.</p> <p>ALL HARDWARE TO BE INSTALLED IN COMPLIANCE WITH ANS1309.</p>	<p>REFERENCE ELEVATION NOTES</p> <p>THE TERM 'REFERENCE' ELEVATION OR DIMENSION REFERS TO A NOMINAL WORK POINT. THE ACTUAL ELEVATION MAY VARY FROM THE REFERENCE POINT. REFER TO APPLICABLE DETAILS TO DETERMINE THE RELATIONSHIP BETWEEN THE ACTUAL ELEVATION OR DIMENSION AND THE STATE REFERENCE POINT.</p> <p>THE DESIGN REFERENCE ELEVATION +0'- 0" SHOWN ON THE ARCHITECTURAL DRAWINGS CORRESPONDS TO THE FINISH FLOOR ELEVATION OF THE GROUND FLOOR FINISH FLOOR' ELEVATIONS ARE MEASURED AT THE TOP CONCRETE FLOOR SLAB UNLESS NOTED OTHERWISE. APPLIED FINISHES SUCH AS RESILIENT FLOORING OR CARPET MAY RAISE THE ACTUAL FINISH SURFACE ABOVE THE REFERENCE ELEVATION PROVIDED FOR THE FINISH FLOOR.</p> <p>CEILING HEIGHT ELEVATIONS ARE MEASURED TO BOTTOM OF FINISH SURFACES AND STATED IN RELATION TO DISTANCE ABOVE THE REFERENCE ELEVATION PROVIDED FOR THE FINISH FLOOR UNLESS OTHERWISE NOTED.</p>	<p>KEY NOTE </p> <p>DETAIL </p> <p>SECTION </p> <p>NORTH ARROW </p> <p>ROOM NAME AND OR NUMBER </p> <p>INTERIOR ELEVATIONS </p> <p>FURNITURE TAG </p> <p>CEILING FINISH AND HEIGHT TAG </p> <p>WALL FINISH TAG </p> <p>REVISION </p> <p>ADA TURNAROUND </p> <p>ENLARGED PLAN </p>	<p>A/C - AIR CONDITIONER ACT - ACOUSTICAL CEILING TILE ADA - AMERICANS WITH DISABILITIES ACT ADDL - ADDITIONAL ADJ - ADJUSTABLE AFF - ABOVE FINISH FLOOR ALUM - ALUMINUM ALT - ALTERNATE APL - APPLIANCE APPROX - APPROXIMATE ARCH - ARCHITECTS BC - BOOKCASE BLKG - BLOCKING BM - BEAM BOF - BOTTOM OF FIXTURE BOT - BOTTOM BR - BEDROOM BRZ - BRONZE CAB- CABINET CD - CONSTRUCTION DOCUMENTS CF/OI- CONTRACTOR FURNISHED/ OWNER INSTALLED CL - CENTERLINE CLO- CLOSET COL - COLUMN CONC - CONCRETE CPT - CARPETED CSMT - CASEMENT CT - COUNTER TOP DEMO - DEMOLITION DIA - DIAMETER DIM - DIMENSION DN - DOWN DR - DOOR DRH - DOOR HARDWARE DWR - DRAWER E - EAST EA - EACH EC - ELECTRICAL CONTRACTOR EF - EXHAUST FAN ELEC - ELECTRICAL (ALL) EQ - EQUAL EQUIP - EQUIPMENT EXIST - EXISTING FCT - FAUCET FIN - FINISH FLR - FLOOR FPL - FIREPLACE FRMG - FRAMING FT - FOOT/ FEET FT - FLOOR TILE FTG - FOOTING FURN - FURNITURE GB - GRAB BAR/ GYPSUM BOARD GC - GENERAL CONTRACTOR GL - GLASS GR - GRANITE GYP - GYPSUM H - HIGH HC - HANDICAPP HDR - HEADER HDW - HARDWARE HDWD - HARDWOOD HT - HEIGHT HW - HOT WATER IN - INCH INT - INTERIOR J-BOX - JUNCTION BOX</p> <p>LAV - LAVATORY LT - LIGHT MBR - MASTER BEDROOM MC - MEDICINE CABINET/ MINIMUM CLEAR MEZZ - MEZZANINE MFR - MANUFACTURE(R) MIRR - MIRROR MISC - MISCELLANEOUS MTL - METAL N/A - NOT APPLICABLE NIC - NOT IN CONTRACT NO - NUMBER NTS - NOT TO SCALE OA - OVERALL OC - ON CENTER OD - OUTSIDE DIAMETER OFCl - OWNER FURNISHED; CONTRACTOR INSTALLED OFOI - OWNER FURNISHED; OWNER INSTALLED OPNG - OPENING PAT - PATTERN PED - PEDESTAL RCP - REFLECTED CEILING PLAN REC - RECESSED REF - REFER(ENCE), REFRIGERATOR RESID - RESIDENTIAL REV - REVISION(S), REVISED RM - ROOM RT - RIGHT SCHED - SCHEDULE SD - SMOKE DETECTOR SDT - (VCT) STATIC DISSIPATIVE TILE SECT. - SECTION SF - SQUARE FOOT (FEET) SHT. - SHEET SIM - SIMILAR SPEC - SPECIFICATION SQ - SQUARE SQ IN - SQUARE INCH SST - STAINLESS STEEL STD - STANDARD STOR - STORAGE T&B - TOP AND BOTTOM T&G - TONGUE AND GROOVE TB - TOWEL BAR TBD - TO BE DETERMINED TBL - TABLE TEL - TELEPHONE TFF - TOP OF FINISHED FLOOR TLT - TOILET VNT - VANITY TV - TELEVISION TYP - TYPICAL UF - UPHOLSTERED FURNITURE UNO - UNLESS NOTED OTHERWISE VA - VOLTAGE VB - VAPOR BARRIER VCT - VINYL COMPOSITION TILE VIF - VERIFY IN FIELD VVC - VINYL WALL COVERING WC - WALL COVERING WD - WOOD WCT - WAINSCOT W/D - WASHER AND DRYER WIC - WALK IN CLOSET W/O - WITHOUT</p>

CLIENT NAME: **AHV COMMUNITIES**
PROJECT NAME: **CYPRESS HEIGHTS - RECREATION CENTER & LEASING OFFICES**
PROJECT LOCATION: **CYPRESS, TX 77433**
SHEET NAME: **GENERAL NOTES**



REVISIONS:

▲ GENERAL REVISION 1-30-24

INSTALL DATE:

SCALE:

DATE: 11-17-23

JOB NUMBER: 26506

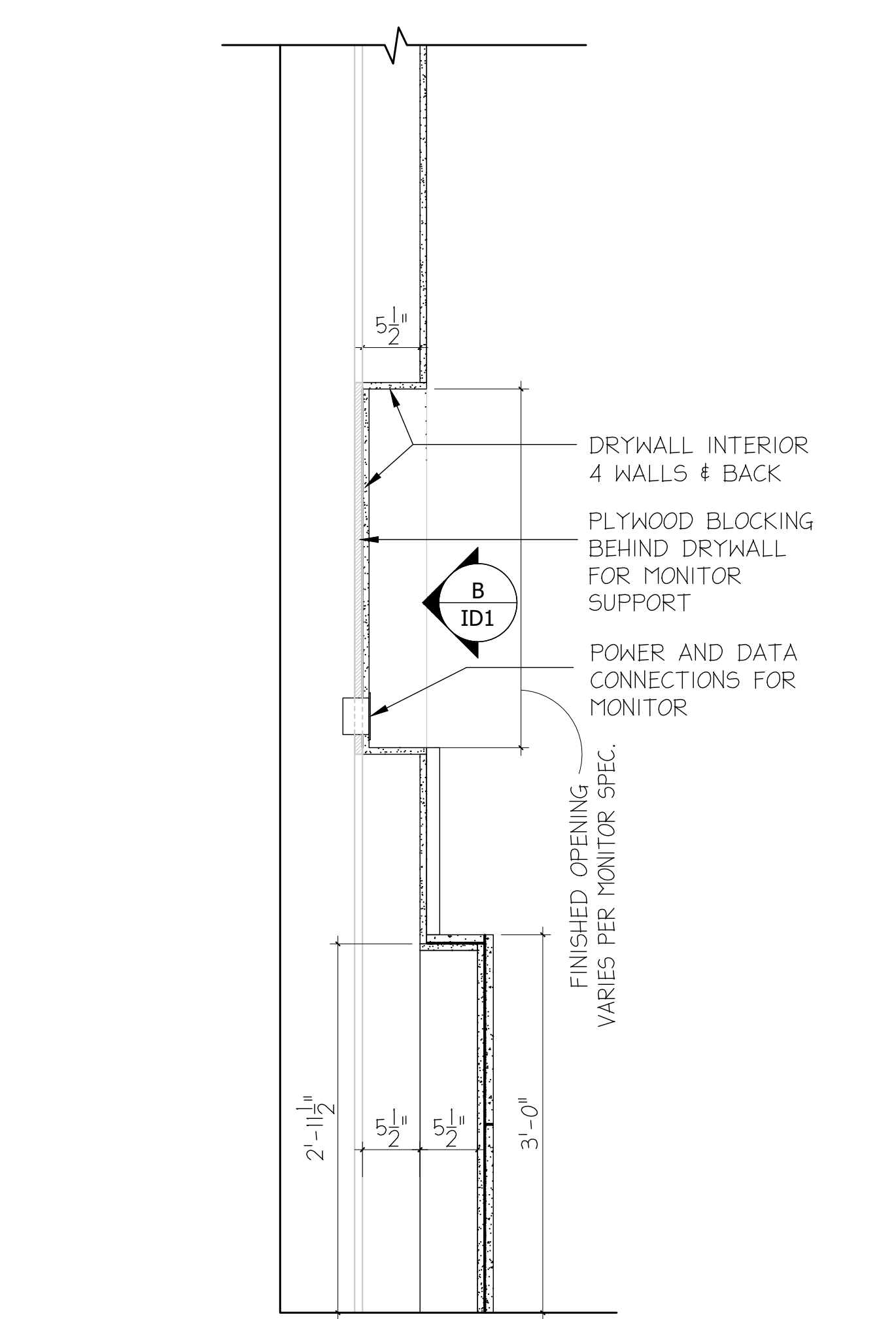
DRAWN BY: AM/KH

PM: 000

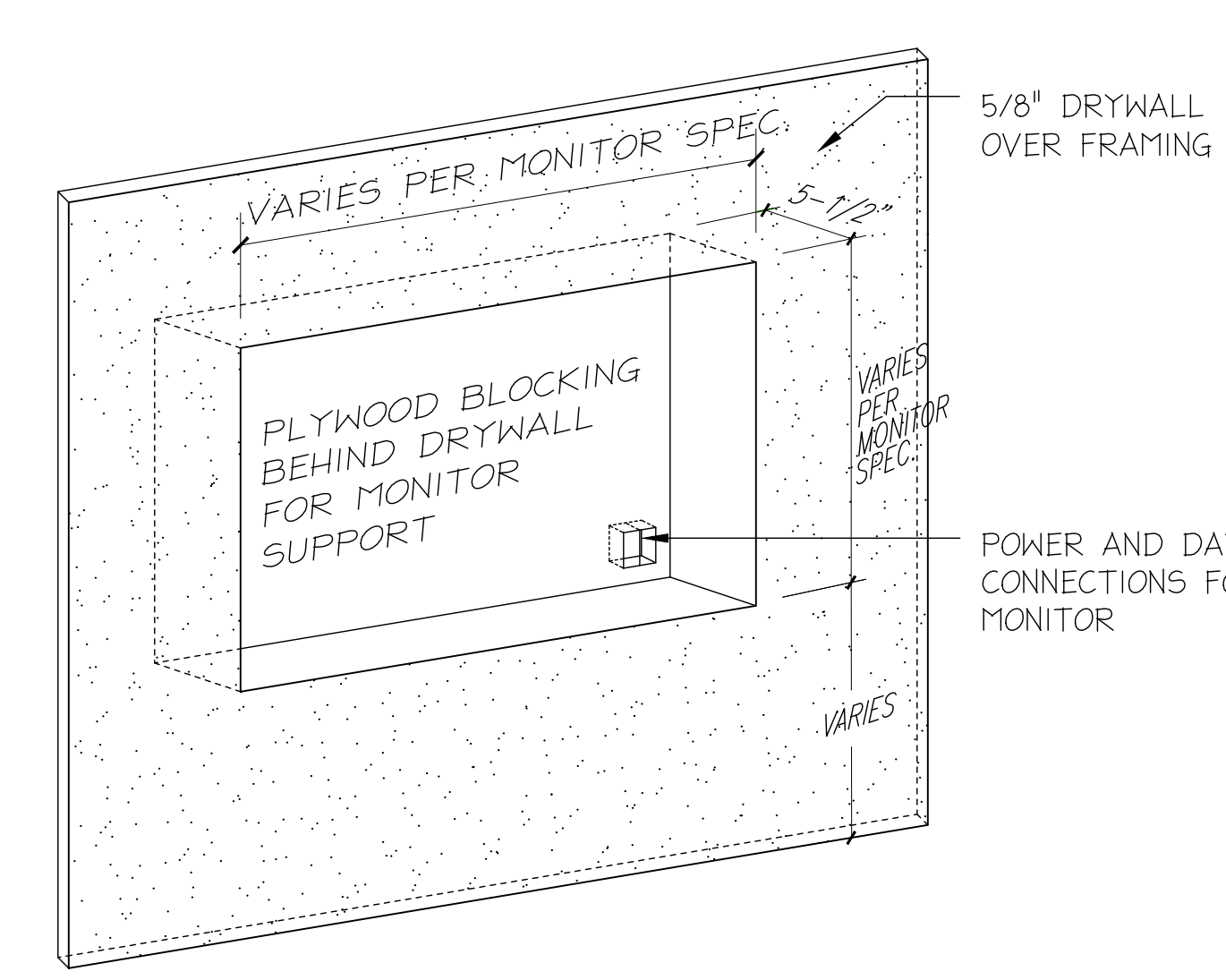
AE: JF

SHEET: **G1**

THESE DOCUMENTS PROVIDE DESIGN INTENT ONLY AND ARE NOT TO BE USED FOR CONSTRUCTION. THE CONTRACTOR SHALL VERIFY ALL DIMENSIONS, MATERIALS, AND METHODS OF CONSTRUCTION WITH THE ARCHITECT. THE ARCHITECT SHALL BE RESPONSIBLE FOR OBTAINING ALL NECESSARY PERMITS AND APPROVALS. THE ARCHITECT SHALL NOT BE RESPONSIBLE FOR ANY DAMAGE TO OR LOSS OF ANY PROPERTY OR PERSONS ARISING FROM THE USE OF THESE DOCUMENTS. THE ARCHITECT SHALL NOT BE RESPONSIBLE FOR ANY DAMAGE TO OR LOSS OF ANY PROPERTY OR PERSONS ARISING FROM THE USE OF THESE DOCUMENTS.



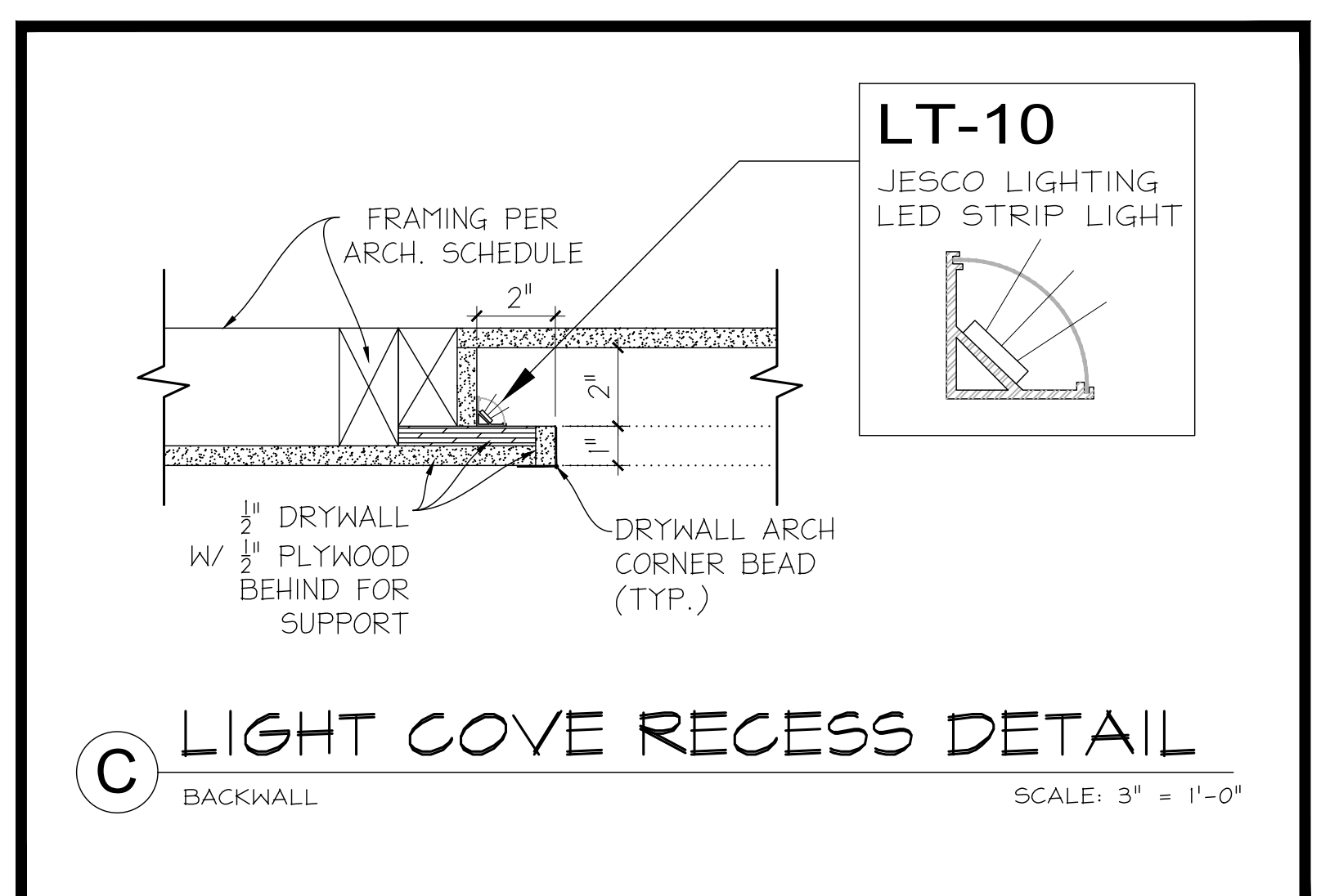
A RECESSED MONITOR SECTION
SCALE: 1" = 1'-0"



B RECESSED MONITOR ISOMETRIC
SCALE: 1" = 1'-0"

RECREATION BUILDING DIMENSION PLAN

SCALE: 1/4" = 1'-0"



C LIGHT COVE RECESS DETAIL
SCALE: 3" = 1'-0"

WALL TYPE SCHEDULE		
KEY	SYMBOL	DESCRIPTION
		DEMISING PARTITION BY SHELL ARCHITECT: DEMISING WALL PER SHELL ARCHITECT
A		LOW WALL: 2" X 6" STUD FRAMING @ 16" O.C. TO 40-1/2" A.F.F. W/ ONE LAYER OF 1/2" TYPE "X" GYP. BD. ON ALL SIDES.
B		NEW DOUBLE WALL: DOUBLE 2" X 6" STUD FRAMING @ 16" O.C. FRONT TO BE @ 40" AFF. BACK WALL TO CEILING ABOVE W/ ONE LAYER OF 5/8" TYPE "X" GYP. BD. ON ALL SIDES. (REF. ELEV.)

NEW DOOR SCHEDULE	
KEY	DISCRIPTION
101	CONFERENCE ROOM - GLASS DOOR MANUF. FRAMEWORKS MODEL: SLIM SLIDER 10'-0" X 10'-0" W/ 1/4" TEMPERED GLAZING 1-1/2" TRIM FACES, 2-5/8" DOOR STILES, 1-1/2" DOOR RAIL TOP, 3-3/4" DOOR RAIL BOTTOM HARDWARE COLOR: BLACK

DRYWALL NOTE:
ALL DRYWALL CORNERS TO BE SQUARE.

CLIENT NAME: **AHV COMMUNITIES**
PROJECT NAME: **CYPRESS HEIGHTS - RECREATION CENTER & LEASING OFFICES**
PROJECT LOCATION: **CYPRESS, TX 77433**
SHEET NAME: **RECREATION BUILDING DIMENSION PLAN**



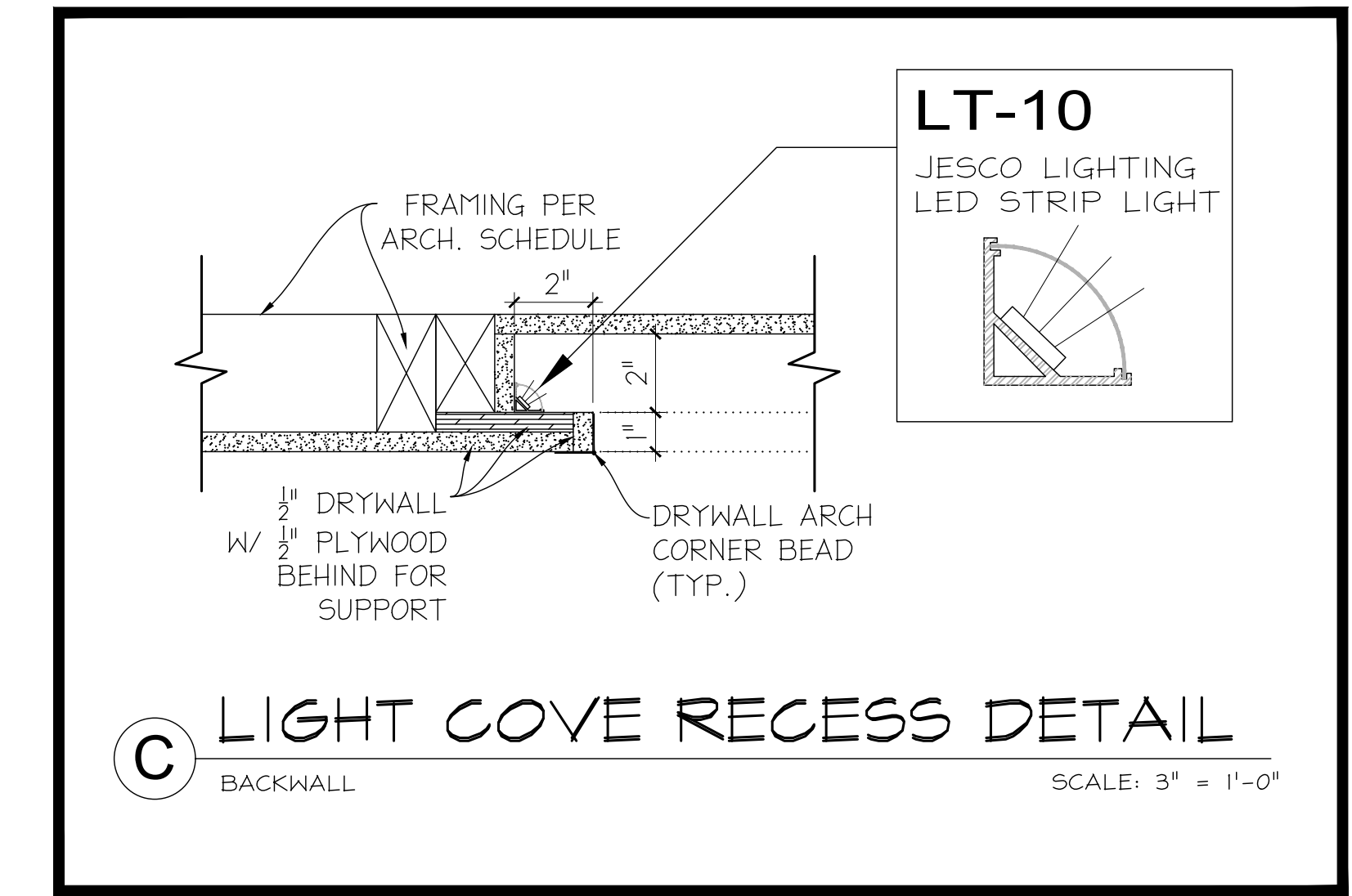
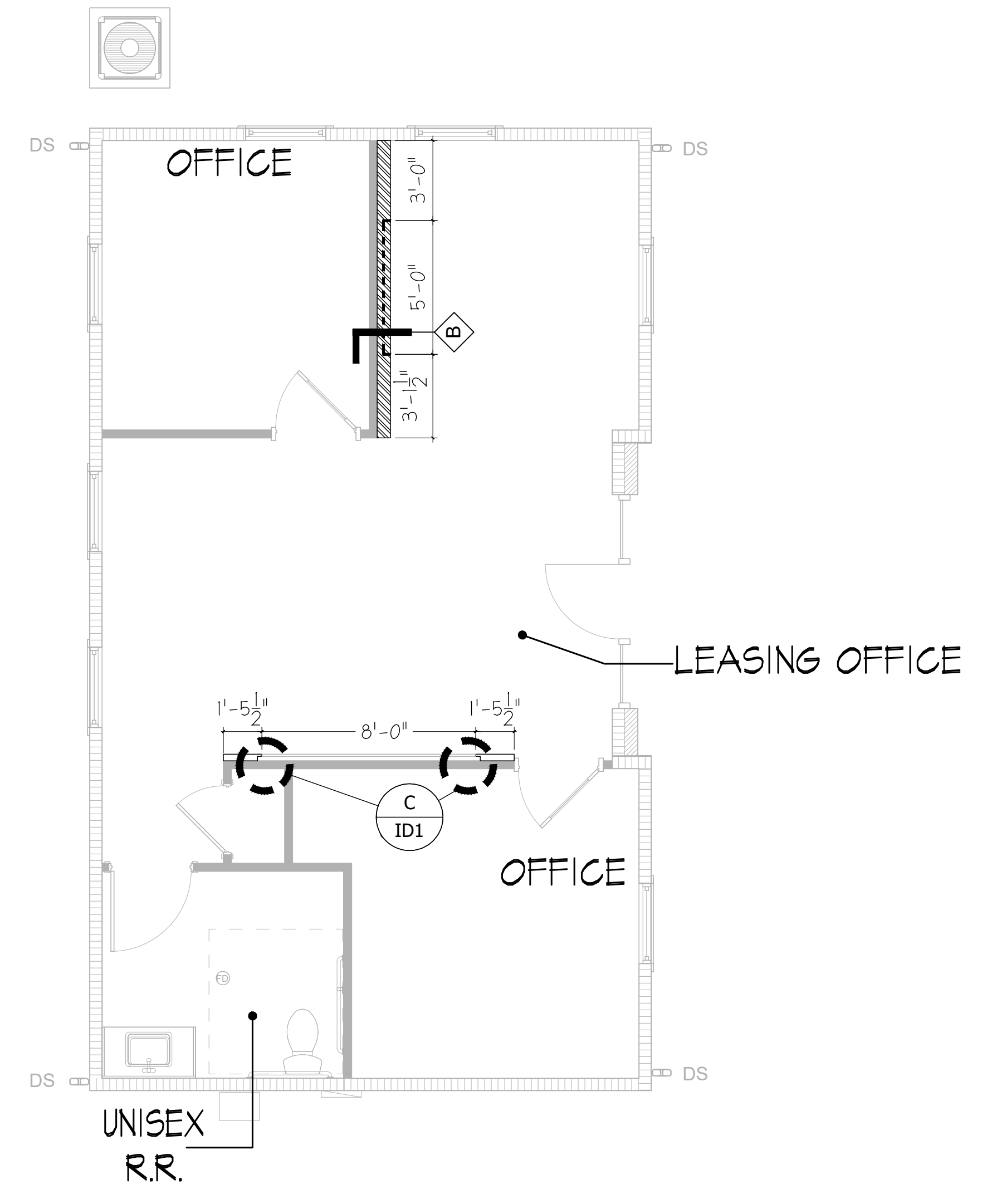
REVISIONS:
GENERAL REVISION 1-30-24

INSTALL DATE:
SCALE: DIMENSION PLAN
DATE: 11-17-23
JOB NUMBER: 26506
DRAWN BY: AM/KH
PM: 000
AE: JF

SHEET: **ID1**

SHEET SIZE: 30" X 42"

NOTES:
 THESE DOCUMENTS PROVIDE DESIGN INTENT ONLY AND ARE NOT TO BE USED FOR CONSTRUCTION. THE CONTRACTOR SHALL BE RESPONSIBLE FOR OBTAINING ALL NECESSARY PERMITS AND APPROVALS FROM ALL APPLICABLE AGENCIES. THE CONTRACTOR SHALL BE RESPONSIBLE FOR OBTAINING ALL NECESSARY PERMITS AND APPROVALS FROM ALL APPLICABLE AGENCIES. THE CONTRACTOR SHALL BE RESPONSIBLE FOR OBTAINING ALL NECESSARY PERMITS AND APPROVALS FROM ALL APPLICABLE AGENCIES. THE CONTRACTOR SHALL BE RESPONSIBLE FOR OBTAINING ALL NECESSARY PERMITS AND APPROVALS FROM ALL APPLICABLE AGENCIES.



WALL TYPE SCHEDULE		
KEY	SYMBOL	DESCRIPTION
		DEMISING PARTITION BY SHELL ARCHITECT: DEMISING WALL PER SHELL ARCHITECT
		DOUBLE 2" X 6" STUD FRAMING @ 16" O.C. FRONT TO BE @ 40" AFF. BACK WALL TO CEILING ABOVE W/ ONE LAYER OF 5/8" TYPE 'X' GYP. BD. ON ALL SIDES. (REF. ELEV.)

LEASING OFFICE DIMENSION PLAN

SCALE: 1/4" = 1'-0"



DRYWALL NOTE:
 ALL DRYWALL CORNERS TO BE SQUARE.

CLIENT NAME: AHV COMMUNITIES
 PROJECT NAME: CYPRESS HEIGHTS - RECREATION CENTER & LEASING OFFICES
 PROJECT LOCATION: CYPRESS, TX 77433
 SHEET NUMBER: LEASING OFFICE DIMENSION PLAN



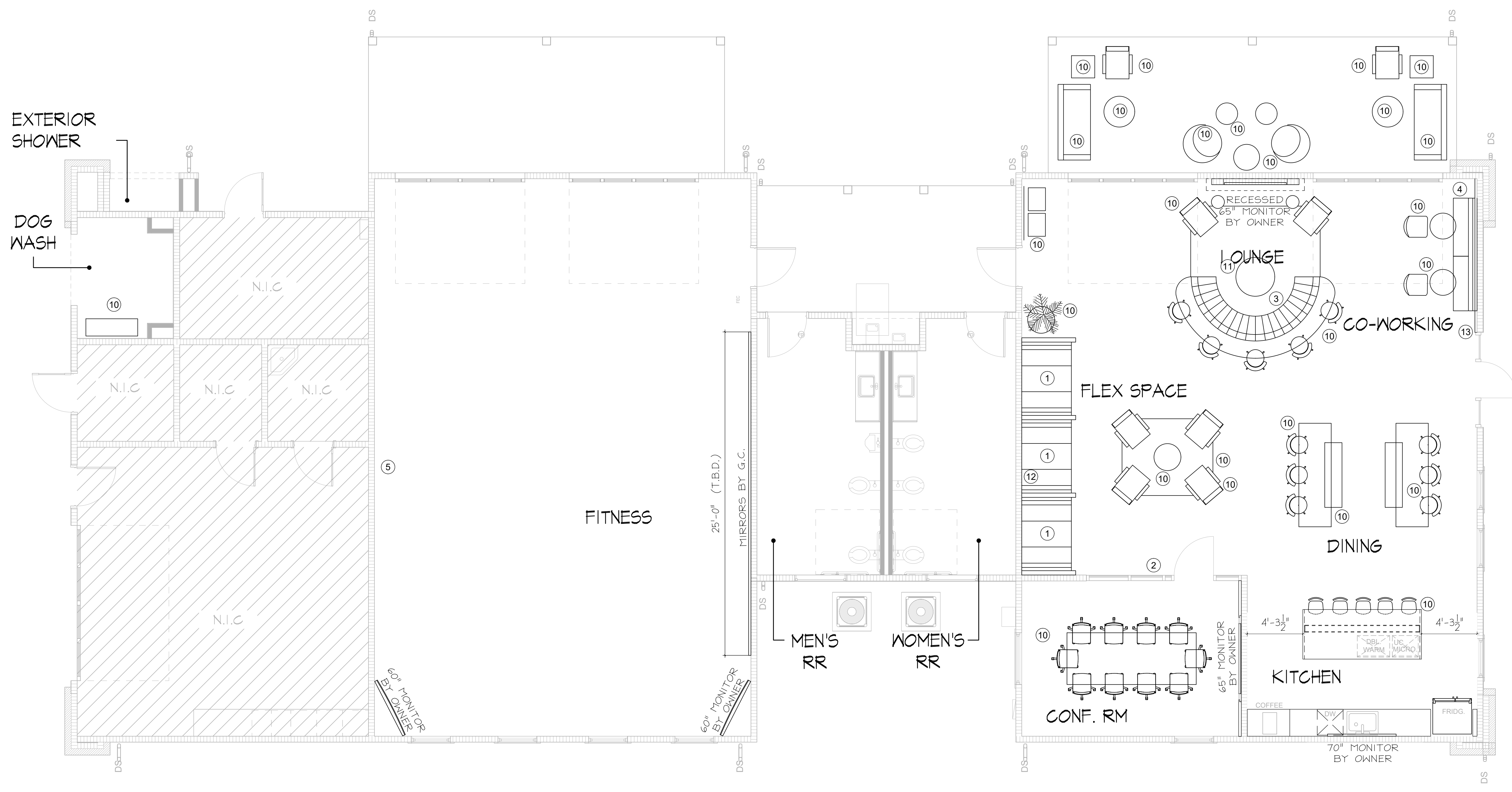
REVISIONS:
 GENERAL REVISION 1-30-24

INSTALL DATE:
 SCALE: DIMENSION PLAN
 DATE: 11-17-23
 JOB NUMBER: 26506
 DRAWN BY: AM/KH
 PM: 000
 AE: JF

SHEET: ID1.1

SHEET SIZE: 30" X 42"

NOTES:
 THESE DOCUMENTS PROVIDE DESIGN INTENT ONLY AND ARE NOT
 TO BE USED FOR CONSTRUCTION. THE ARCHITECTURAL, MECHANICAL, ELECTRICAL, PLUMBING, AND HVAC CONTRACTOR SHALL VERIFY
 ALL DIMENSIONS AND CONDITIONS IN THE FIELD. THE ARCHITECT SHALL BE RESPONSIBLE FOR THE DESIGN OF THE INTERIOR
 FINISHES AND MATERIALS. THE ARCHITECT SHALL BE RESPONSIBLE FOR THE DESIGN OF THE INTERIOR FINISHES AND MATERIALS.
 THE ARCHITECT SHALL BE RESPONSIBLE FOR THE DESIGN OF THE INTERIOR FINISHES AND MATERIALS.
 THE ARCHITECT SHALL BE RESPONSIBLE FOR THE DESIGN OF THE INTERIOR FINISHES AND MATERIALS.



FURNITURE PLAN
 KEY NOTES

- ① RECREATION BOOTH PARTITIONS
- ② PRIVACY VINYL
- ③ LOUNGE SOFA W/ BAR SEATING
- ④ CO-WORKING BANQUETTE
- ⑤ FITNESS MURAL
- ⑥ LEASING SOFA
- ⑦ COMMUNITY LOGO
- ⑧ LEASING MILLWORK
- ⑨ MONITOR SURROUND
- ⑩ RECREATION PROCUREMENT
- ⑪ LEASING PROCUREMENT
- ⑫ RECREATION COMMUNITY LOGO
- ⑬ GALLERY WALL

RECREATION BUILDING FURNITURE PLAN

SCALE: 1/4" = 1'-0"



CLIENT NAME: AHV COMMUNITIES
 PROJECT NAME: CYPRESS HEIGHTS - RECREATION CENTER & LEASING OFFICES
 PROJECT LOCATION: CYPRESS, TX 77433
 SHEET NAME: RECREATION BUILDING FURNITURE PLAN



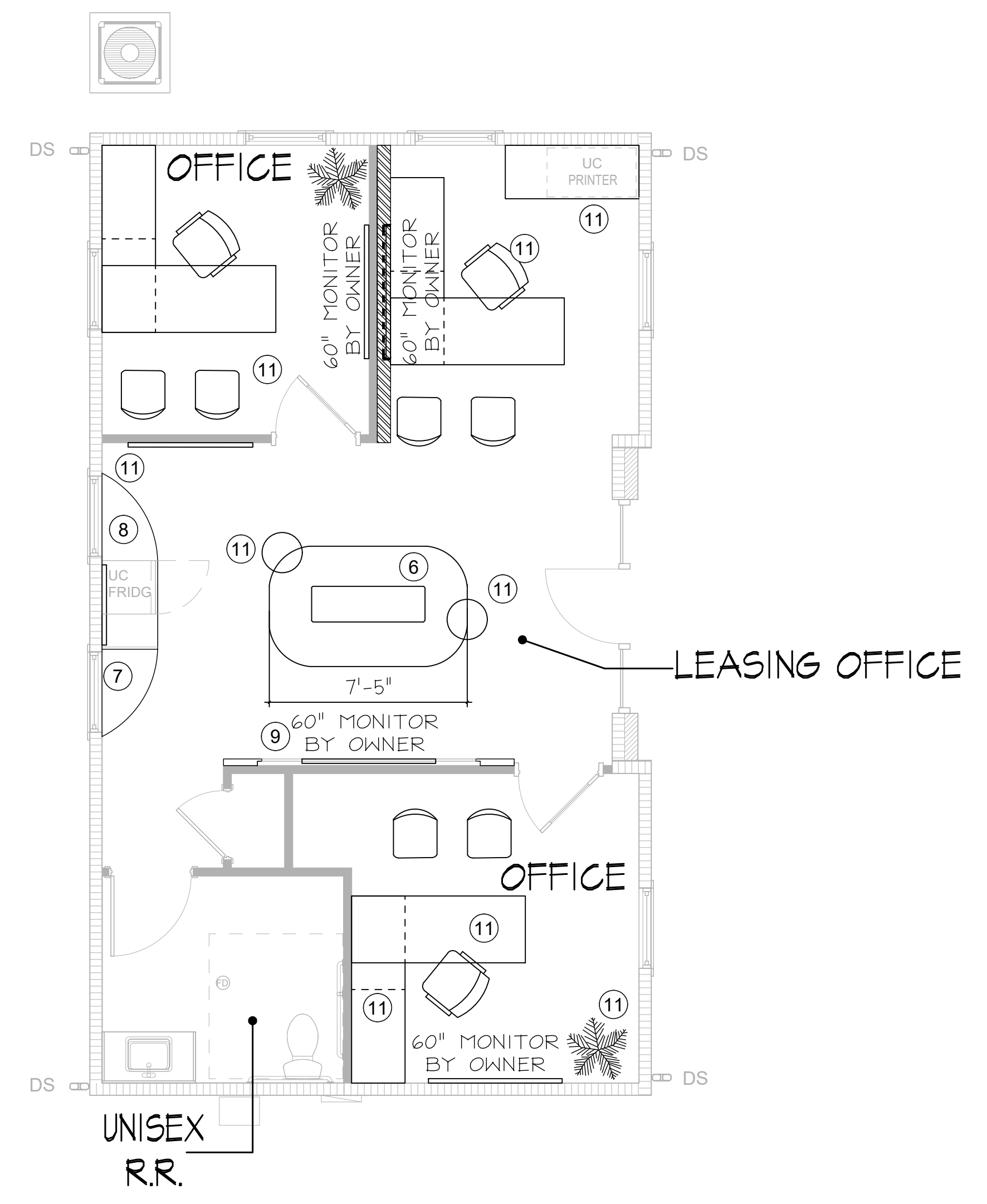
REVISIONS:
 △ GENERAL REVISION 1-30-24

INSTALL DATE:
 SCALE:
 DATE: 11-17-23
 JOB NUMBER: 26506
 DRAWN BY: AM/KH
 PM: 000
 AE: JF

SHEET: ID2

SHEET SIZE: 30" X 42"

NOTES:
1. THESE DOCUMENTS PROVIDE DESIGN INTENT ONLY AND ARE NOT TO BE USED FOR CONSTRUCTION. THE CONTRACTOR SHALL BE RESPONSIBLE FOR OBTAINING ALL NECESSARY PERMITS AND REGULATORY APPROVALS. THE CONTRACTOR SHALL VERIFY ALL DIMENSIONS AND CONDITIONS ON SITE PRIOR TO CONSTRUCTION. THE CONTRACTOR SHALL BE RESPONSIBLE FOR OBTAINING ALL NECESSARY PERMITS AND REGULATORY APPROVALS. THE CONTRACTOR SHALL VERIFY ALL DIMENSIONS AND CONDITIONS ON SITE PRIOR TO CONSTRUCTION. THE CONTRACTOR SHALL BE RESPONSIBLE FOR OBTAINING ALL NECESSARY PERMITS AND REGULATORY APPROVALS. THE CONTRACTOR SHALL VERIFY ALL DIMENSIONS AND CONDITIONS ON SITE PRIOR TO CONSTRUCTION.



FURNITURE PLAN KEY NOTES

- ① RECREATION BOOTH PARTITIONS
- ② PRIVACY VINYL
- ③ LOUNGE SOFA W/ BAR SEATING
- ④ CO-WORKING BANQUETTE
- ⑤ FITNESS MURAL
- ⑥ LEASING SOFA
- ⑦ COMMUNITY LOGO
- ⑧ LEASING MILLWORK
- ⑨ MONITOR SURROUND
- ⑩ RECREATION PROCUREMENT
- ⑪ LEASING PROCUREMENT
- ⑫ RECREATION COMMUNITY LOGO
- ⑬ GALLERY WALL

LEASING OFFICE FURNITURE PLAN

SCALE: 1/4" = 1'-0"



CLIENT NAME:
AHV COMMUNITIES
PROJECT NAME:
CYPRESS HEIGHTS - RECREATION CENTER & LEASING OFFICES
PROJECT LOCATION:
CYPRESS, TX 77433
SHEET NUMBER:
LEASING OFFICE FURNITURE PLAN



REVISIONS:
△ GENERAL REVISION 1-30-24

INSTALL DATE:
SCALE:
DATE: 11-17-23
JOB NUMBER: 26506
DRAWN BY: AM/KH
PM: 000
AE: JF

SHEET:
ID2.1

SHEET SIZE: 30" X 42"

NOTES:
 THESE DOCUMENTS PROVIDE DESIGN INTENT ONLY AND ARE NOT TO BE USED FOR CONSTRUCTION. THE CONTRACTOR SHALL BE RESPONSIBLE FOR OBTAINING ALL NECESSARY PERMITS AND REGULATORY APPROVALS. THE CONTRACTOR SHALL BE RESPONSIBLE FOR OBTAINING ALL NECESSARY PERMITS AND REGULATORY APPROVALS. THE CONTRACTOR SHALL BE RESPONSIBLE FOR OBTAINING ALL NECESSARY PERMITS AND REGULATORY APPROVALS. THE CONTRACTOR SHALL BE RESPONSIBLE FOR OBTAINING ALL NECESSARY PERMITS AND REGULATORY APPROVALS.

CLIENT NAME: AHV COMMUNITIES
 PROJECT NAME: CYPRESS HEIGHTS - RECREATION CENTER & LEASING OFFICES
 PROJECT LOCATION: CYPRESS, TX 77433
 SHEET NAME: RECREATION BUILDING FLOOR FINISH PLAN



REVISIONS:

△	GENERAL REVISION	1-30-24
---	------------------	---------

INSTALL DATE:
 SCALE:
 DATE: 11-17-23
 JOB NUMBER: 26506
 DRAWN BY: AM/KH
 PM: 000
 AE: JF

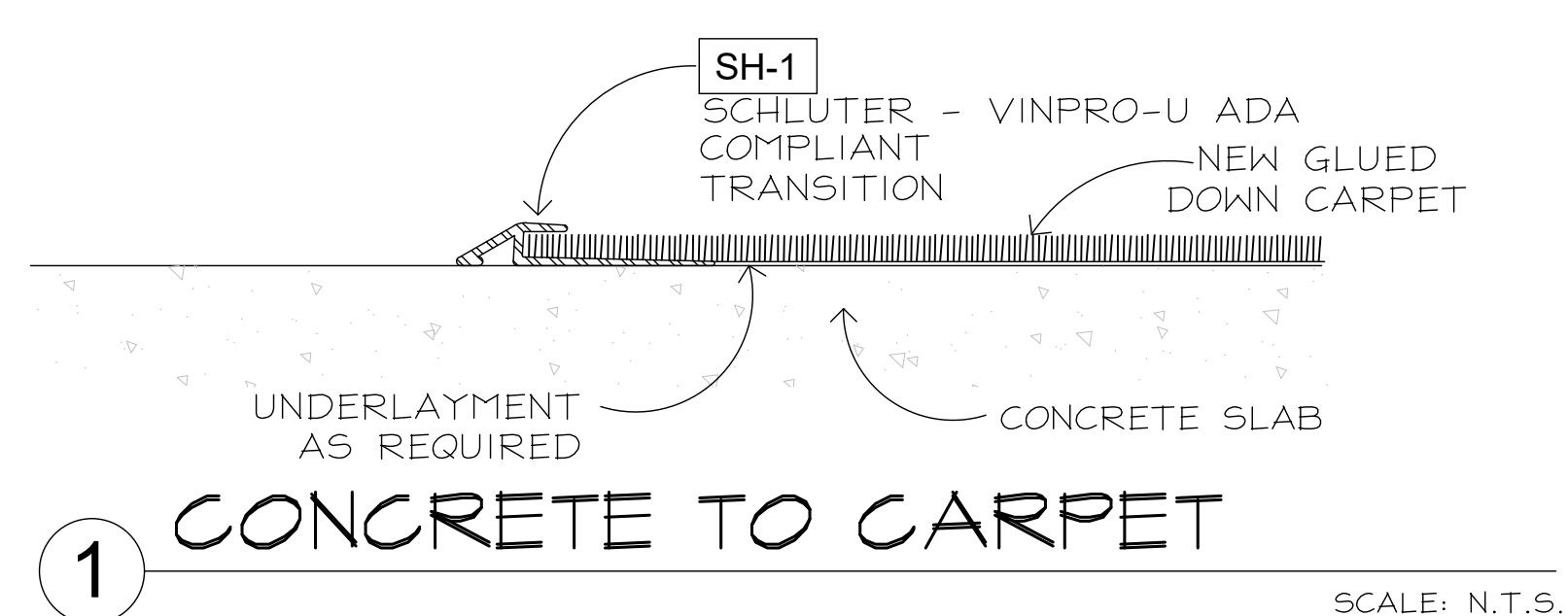
SHEET: ID3



RECREATION BUILDING FLOOR FINISH PLAN

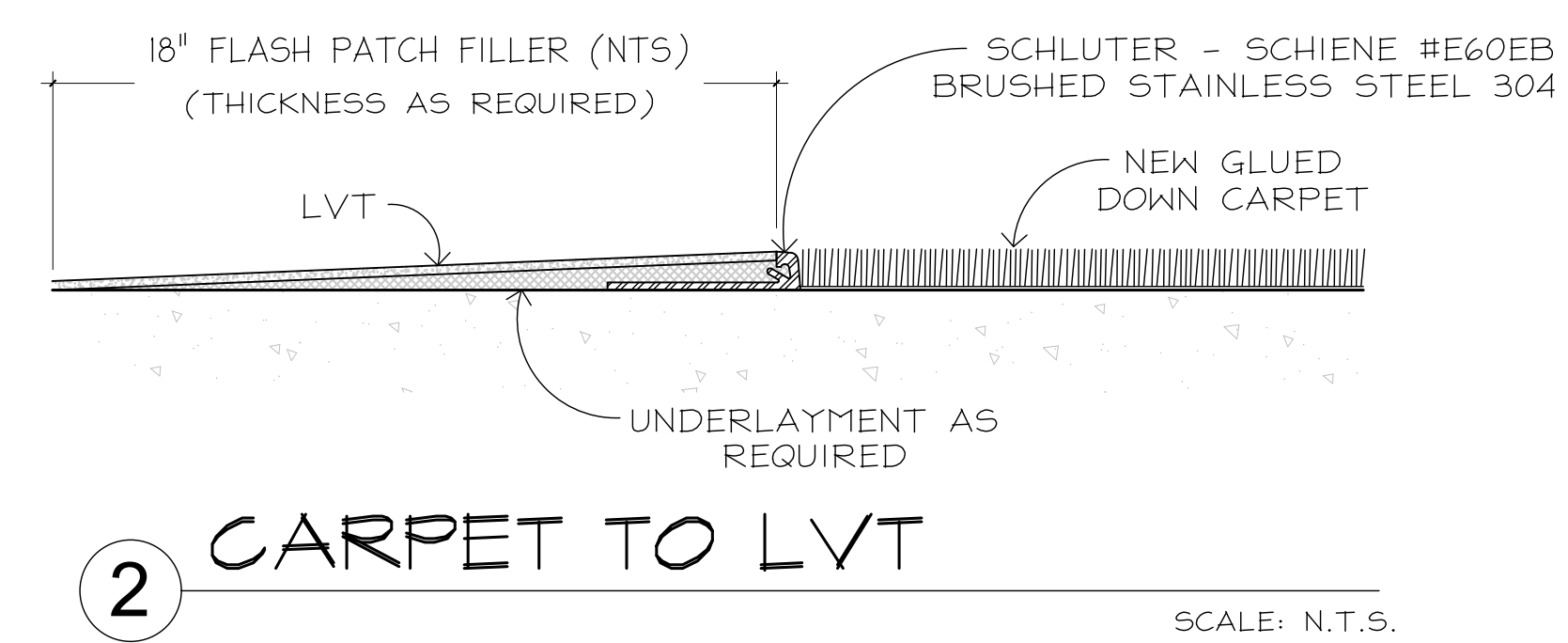
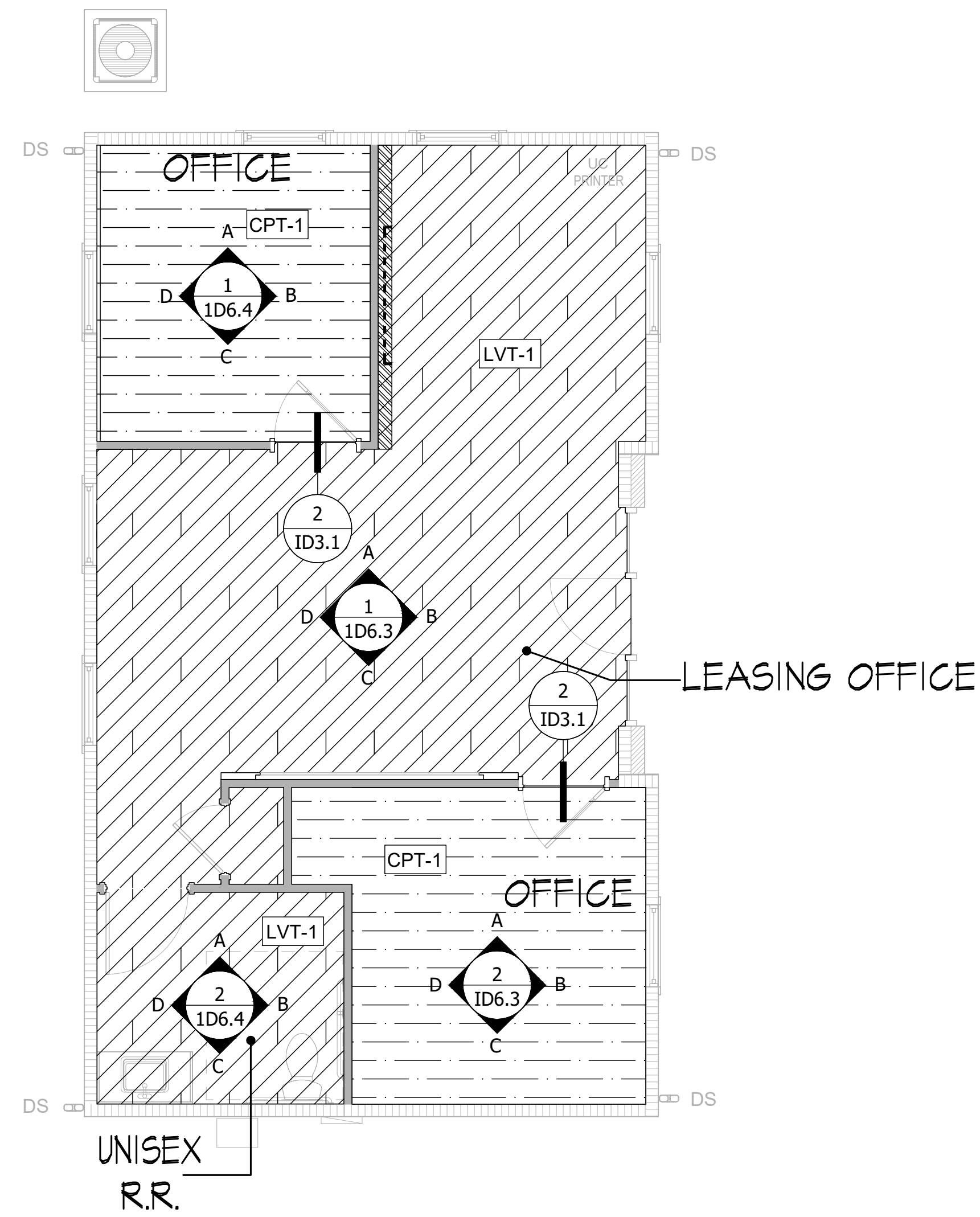
NOTE: REFER TO ID8 FOR FINISH SCHEDULE

SCALE: 1/4" = 1'-0"



SHEET SIZE: 30" X 42"

NOTES:
 THESE DOCUMENTS PROVIDE DESIGN INTENT ONLY AND ARE NOT
 TO BE USED FOR CONSTRUCTION, INSTALLATION, OR FOR ANY OTHER
 PURPOSES WITHOUT THE EXPRESS WRITTEN PERMISSION OF THE DESIGNER.
 THE DESIGNER SHALL BE RESPONSIBLE FOR THE ACCURACY OF ALL INFORMATION
 PROVIDED HEREIN. THE DESIGNER DOES NOT WARRANT THE MERCHANTABILITY
 OF ANY GOODS OR SERVICES PROVIDED HEREIN OR THE FITNESS OF ANY
 GOODS OR SERVICES FOR A PARTICULAR PURPOSE OR THE RESULTS OF ANY
 CONSTRUCTION OR OTHER ACTS PERFORMED HEREIN.
 THE DESIGNER SHALL NOT BE RESPONSIBLE FOR THE ACCURACY OF ANY
 INFORMATION PROVIDED BY OTHER CONTRACTORS OR OTHER PROVIDERS
 OF INFORMATION TO THE DESIGNER.



LEASING OFFICE FLOOR FINISH PLAN

NOTE: REFER TO ID8 FOR FINISH SCHEDULE

SCALE: 1/4" = 1'-0"



CLIENT NAME:
 AHV COMMUNITIES

PROJECT NAME:
 CYPRESS HEIGHTS - RECREATION CENTER & LEASING OFFICES

PROJECT LOCATION:
 CYPRESS, TX 77433

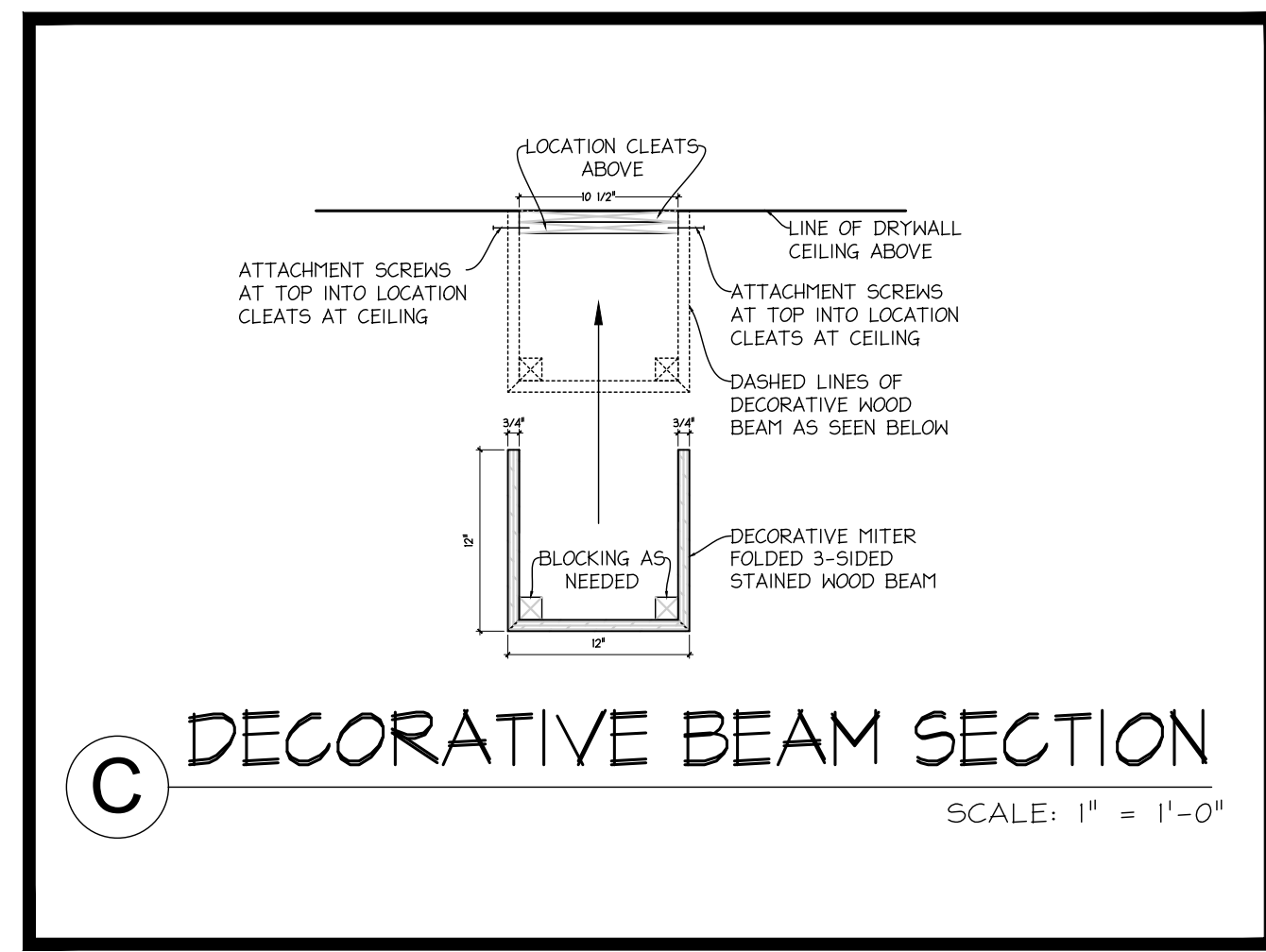
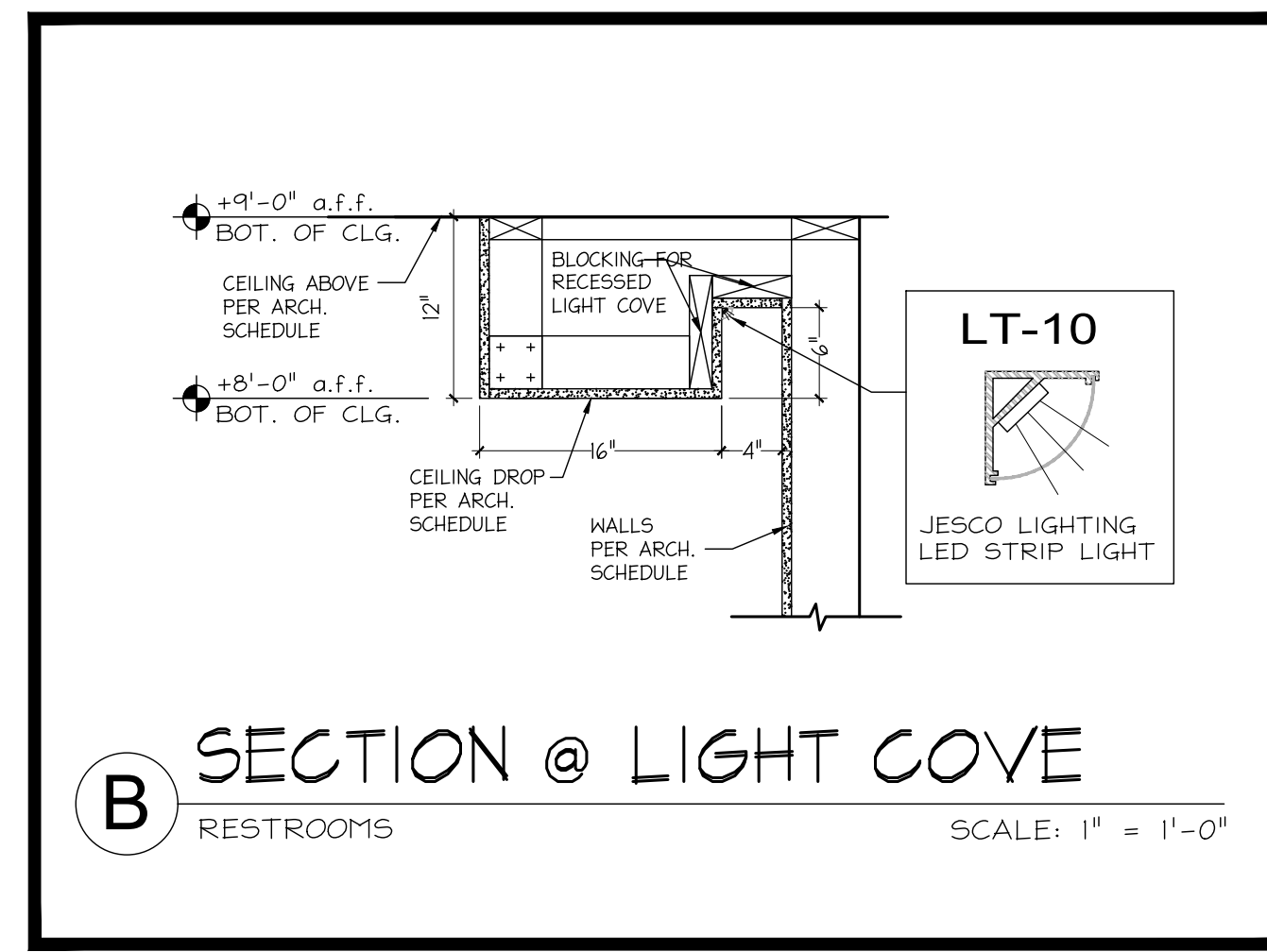
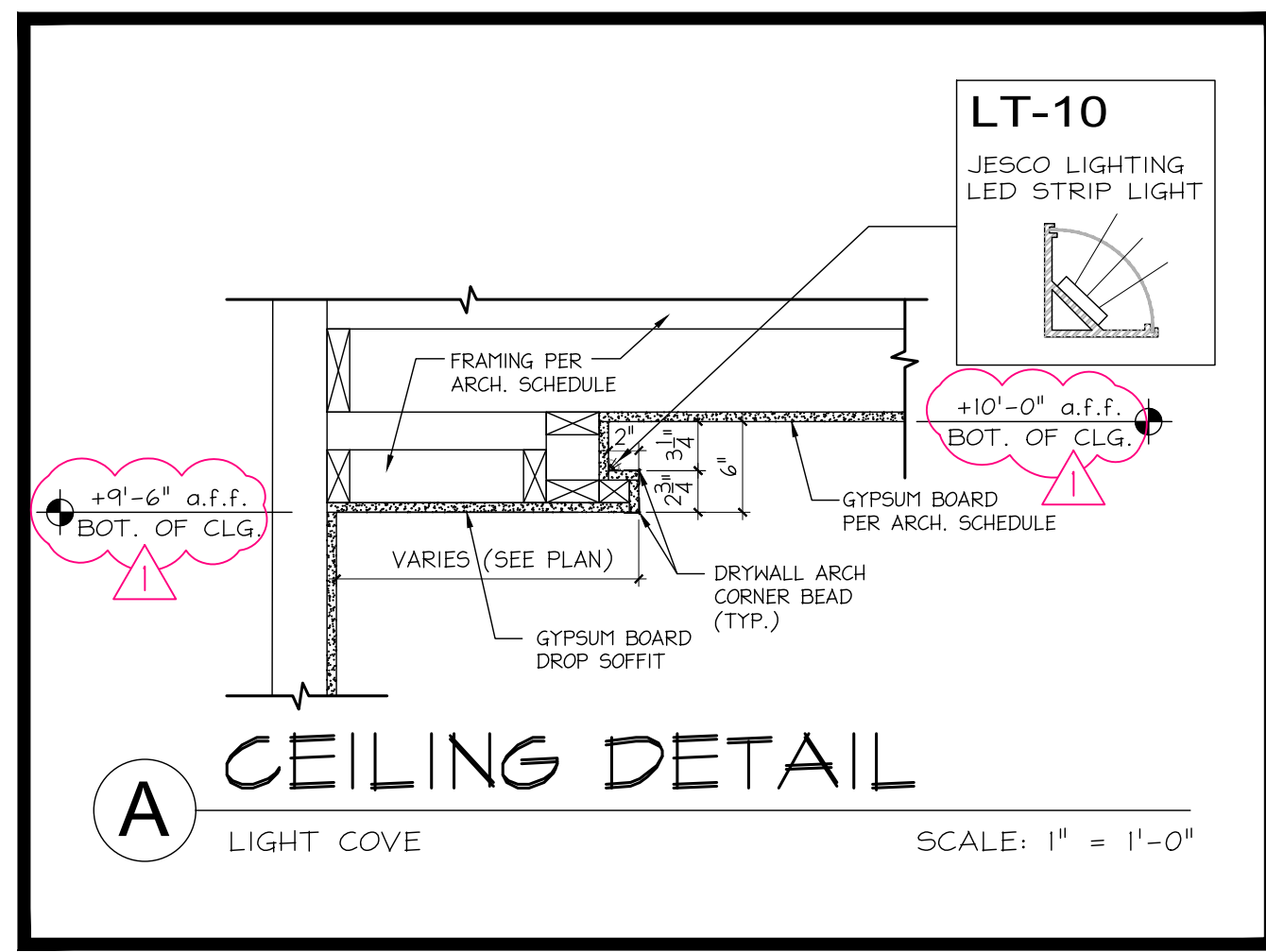
SHEET NUMBER:
 LEASING OFFICE FLOOR FINISH PLAN



REVISIONS:
 △ GENERAL REVISION 1-30-24

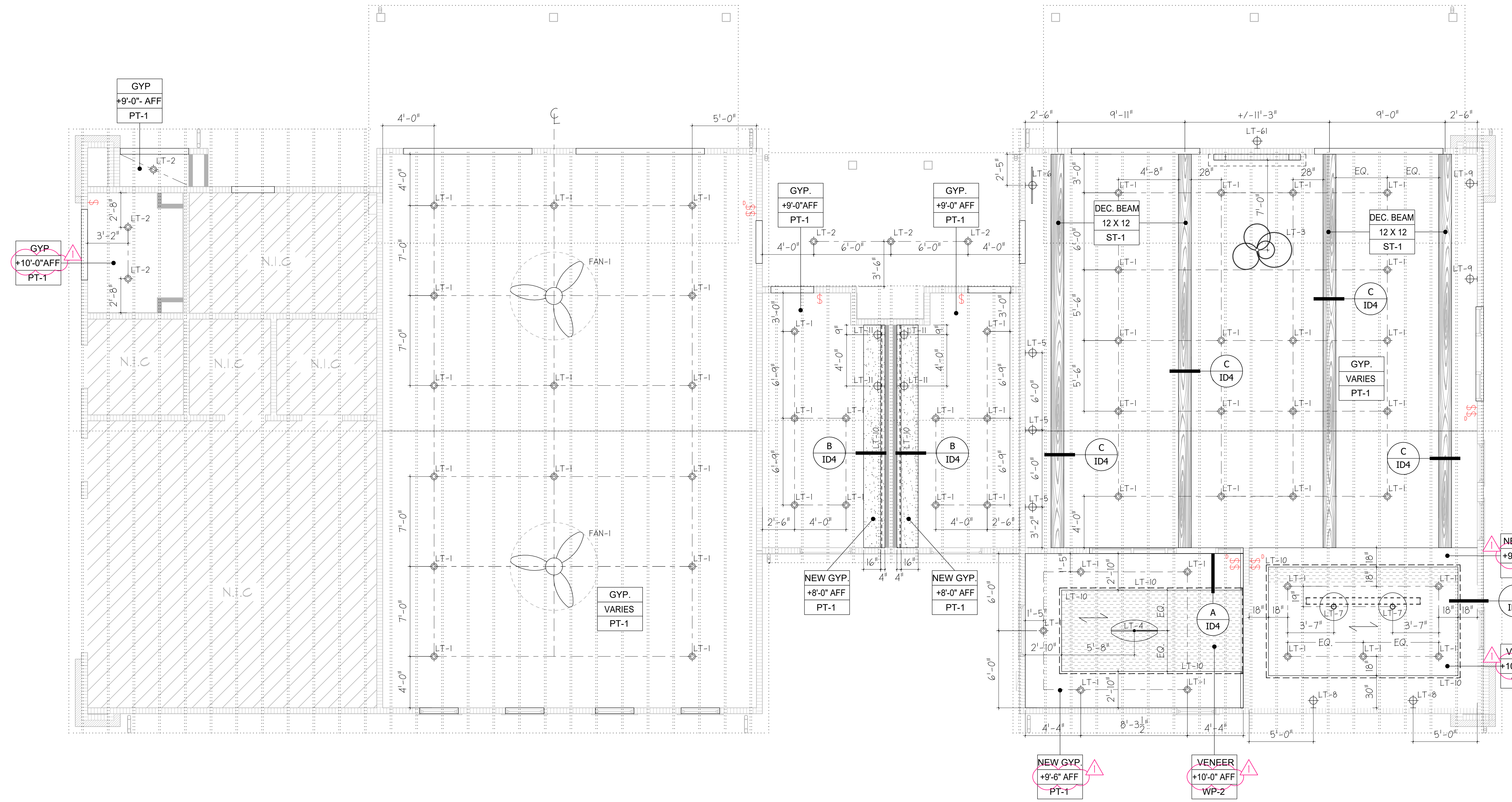
INSTALL DATE:
 SCALE:
 DATE: 11-17-23
 JOB NUMBER: 26506
 DRAWN BY: AM/KH
 PM: 000
 AE: JF

SHEET:
 ID3.1



NOTE:
ALL LIGHTING FIXTURES ARE TO BE G.C. PROVIDED & INSTALLED. U.N.O.
EXTERIOR LIGHT SPECS. TO BE PROVIDED BY OTHERS.
** CLI TO APPROVE ANY SUBSTITUTIONS FOR LIGHT FIXTURES.
** FIXTURE FINISH AS SPECIFIED ABOVE
** OVERALL SWITCHING PLAN TO BE PROVIDED BY ARCHITECT
** SWITCH PLATE COLOR TO BE WHITE

CLIENT: AHV COMMUNITIES		PROJECT NAME: CYPRESS HEIGHTS	
DATE: 02/23/23		REVISION DATE:	
	LT-1 RECESSED CAN	MANUFACTURER: ENVISION LED LIGHTING COLLECTION: CANLESS DOWNLIGHTS ITEM: CDM-COMMERCIAL-DOWNLIGHTS SIZE: LED-CAM-3M30-SOCT FINISH: 8" ROUND WHITE REFLECTOR BULB: WHITE TRIMMING GLASS: 3000K LED CANOPY / BACKPLATE: N/A MOUNTING HEIGHT: N/A REP: MERRIT LAWN PHONE NUMBER: 201-748-5525 WEBSITE: https://www.envisionledlighting.com/ www.casallight.com	
	LT-2 EXTERIOR RECESSED CAN	MANUFACTURER: JANO COLLECTION: JANOZ LED DOWNLIGHT SERIES ITEM: JANOZ SIZE: 6" X 3.5" DEEP FINISH: WHITE, WHITE TRIM RING BULB: LED W/ COLOR TEMPERATURE SETTINGS GLASS SHADE: N/A CANOPY / BACKPLATE: N/A MOUNTING HEIGHT: RECESSED NOTE: https://www.usualitybrands.com/products/detail/1697233/janoz-led-series-canless-downlights-6-5-6-canless-downlights-for-new-construction-or-remodel-installations	
	LT-3 RECREATION LOUNGE	MANUFACTURER: KUZZO COLLECTION: BRUNI ITEM: CH24759-BG SIZE: 15.5" H x 11.12" x H20.58" FINISH: BRUSHED GOLD BULB: 115W, 3000K LED W/ DC DRIVER GLASS: WHITE ACRYLIC DIFFUSER CANOPY / BACKPLATE: D8-3/4" x H1.58" MOUNTING HEIGHT: 10" AFF, 8" HANG HEIGHT, 12" MAX WIRE NOTE: INSTALL WITH DIMMER WEBSITE: https://kuzzolighting.com/product/brunch24759/	
	LT-4 CONFERENCE ROOM	MANUFACTURER: KUZZO COLLECTION: COLLIDE ITEM: CH8442 SIZE: 14.12" x W20.58" x H10.14" FINISH: BLACK BULB: 120V, 3000K 100W GLASS: PROSTED SILICONE DIFFUSER CANOPY / BACKPLATE: 11.11" AFF x W5.58" x H2.14" MOUNTING HEIGHT: 8" AFF NOTE: INSTALL WITH DIMMER WEBSITE: https://kuzzolighting.com/product/collidech8442/	
	LT-5 RECREATION CO-WORKING	MANUFACTURER: KUZZO COLLECTION: BLAKE ITEM: W374524 SIZE: W4.38" x H12.14" x E10" FINISH: AGED GOLD/MATTE BLACK BULB: 60W, 120V GLASS SHADE: PROSTED ACRYLIC DIFFUSER CANOPY / BACKPLATE: D4.34" x E1.38" MOUNTING HEIGHT: 11.11" AFF NOTE: INSTALL WITH DIMMER WEBSITE: https://kuzzolighting.com/product/blake-w374524/	
	LT-6 RECREATION GAME WALL	MANUFACTURER: KUZZO COLLECTION: VEGA ITEM: VEGA MINOR PICTURE SIZE: 15.5" H x 11.12" x H20.58" FINISH: 15.5" x H7.18" x E6.78" BULB: 60W, 120V, 3000K CANOPY / BACKPLATE: W7.14" x H4.12" x E14" MOUNTING HEIGHT: 7" AFF NOTE: https://kuzzolighting.com/product/vega-minor-picture-618234/	
	LT-7 RECREATION KITCHEN	MANUFACTURER: KUZZO COLLECTION: DOROTHY ITEM: 493126-BK-GD SIZE: D20" x H13" FINISH: BLACK WITH GOLD DETAIL BULB: 60W, 120V GLASS SHADE: ALUMINUM SHADE CANOPY / BACKPLATE: D4.34" x E1.38" MOUNTING HEIGHT: 8" AFF WEBSITE: https://kuzzolighting.com/product/dorothy-493126/	
	LT-8 RECREATION KITCHEN	MANUFACTURER: KUZZO COLLECTION: CHUTE ITEM: W514935 SIZE: W25.12" x H4.34" x E1.78" FINISH: BLACK BULB: 120V, 3000K 15W CANOPY / BACKPLATE: D4.34" x E1.38" MOUNTING HEIGHT: 8.11" AFF WEBSITE: https://kuzzolighting.com/product/chute-w514935/	
	LT-9 RECREATION CO-WORKING	MANUFACTURER: KUZZO COLLECTION: BLAKE ITEM: W374494 SIZE: W4.38" x H12.14" x E10.14" FINISH: AGED GOLD/MATTE BLACK BULB: 120V, 60W, E26 SHADE: METAL CANOPY / BACKPLATE: D4.34" x E1.38" MOUNTING HEIGHT: 8" AFF WEBSITE: https://kuzzolighting.com/product/blake-w374494/	
	LT-10 RECREATION KITCHEN & CONFERENCE LEASING WAITING	MANUFACTURER: JESCO COLLECTION: LINEAR LED STRIPS & MOUNTING CHANNELS ITEM: LIGHT-DL-FLEX2-IP CHANNEL-CH-SM-35 SIZE: 3/8" WIDE x 1/2" INCREMENTS SERIES: LED FLEXIBLE LINEAR- DL-FLEX STATIC SERIES BULB: 3000K MOUNTING HEIGHT: N/A NOTE: https://www.jescolighting.com/products/line-35/	
	LT-11 RECREATION RESTROOMS	MANUFACTURER: KUZZO COLLECTION: TAGLIATO ITEM: W320201 SIZE: W6.38" x H2.14" x E10.14" FINISH: MATTE BLACK/BRUSHED GOLD BULB: 11W, 120V, 3000K GLASS: PROSTED ACRYLIC DIFFUSER CANOPY / BACKPLATE: D7.18" x H1.58" MOUNTING HEIGHT: 5" AFF NOTE: INSTALL WITH DIMMER WEBSITE: https://kuzzolighting.com/product/tagliato-w320201/	
	LT-12 LEASING WAITING	MANUFACTURER: KUZZO COLLECTION: BRUNI ITEM: PD24732 SIZE: D24.38" x H1.38" FINISH: BRUSHED GOLD BULB: 60W, 120V, 3000K GLASS: WHITE ACRYLIC DIFFUSER CANOPY / BACKPLATE: D7.18" x H1.58" MOUNTING HEIGHT: 17.4" AFF NOTE: INSTALL WITH DIMMER WEBSITE: https://kuzzolighting.com/product/brunch24732/	
	LT-13 LEASING RESTROOM	MANUFACTURER: KUZZO COLLECTION: TAGLIATO ITEM: PD30202 SIZE: L17" x W6.38" x H3.12" FINISH: MATTE BLACK/BRUSHED GOLD BULB: 21W, 120V, 300K GLASS: PROSTED ACRYLIC DIFFUSER CANOPY / BACKPLATE: D6.38" x H1.38" MOUNTING HEIGHT: 5.7" AFF NOTE: INSTALL WITH DIMMER WEBSITE: https://kuzzolighting.com/product/tagliato-pd30202/	
	FAN-1 FITNESS	MANUFACTURER: MINNA AIRE COLLECTION: JAVA XTREME- 84" LED CEILING FAN ITEM: F794L-CG SIZE: 84" FINISH: COAL BULB: 40W GLASS SHADE: ETCHÉ LENS MOUNTING HEIGHT: 8" AFF NOTE: INSTALL WITH DIMMER WEBSITE: https://www.minnaaire.com/usa/84-led-ceiling-fan/	



RECREATION BUILDING REFLECTED CEILING AND DECO. LIGHTING PLAN

NOTE: REFER TO ID8 FOR FINISH SCHEDULE

SCALE: 1/4" = 1'-0"



REVISIONS:
GENERAL REVISION 1-30-24

INSTALL DATE:
SCALE:
DATE: 11-17-23
JOB NUMBER: 26506
DRAWN BY: AM/KH
PM: 000
AE: JF

INSTALL DATE:
SCALE:
DATE: 11-17-23
JOB NUMBER: 26506
DRAWN BY: AM/KH
PM: 000
AE: JF

SHEET: ID4

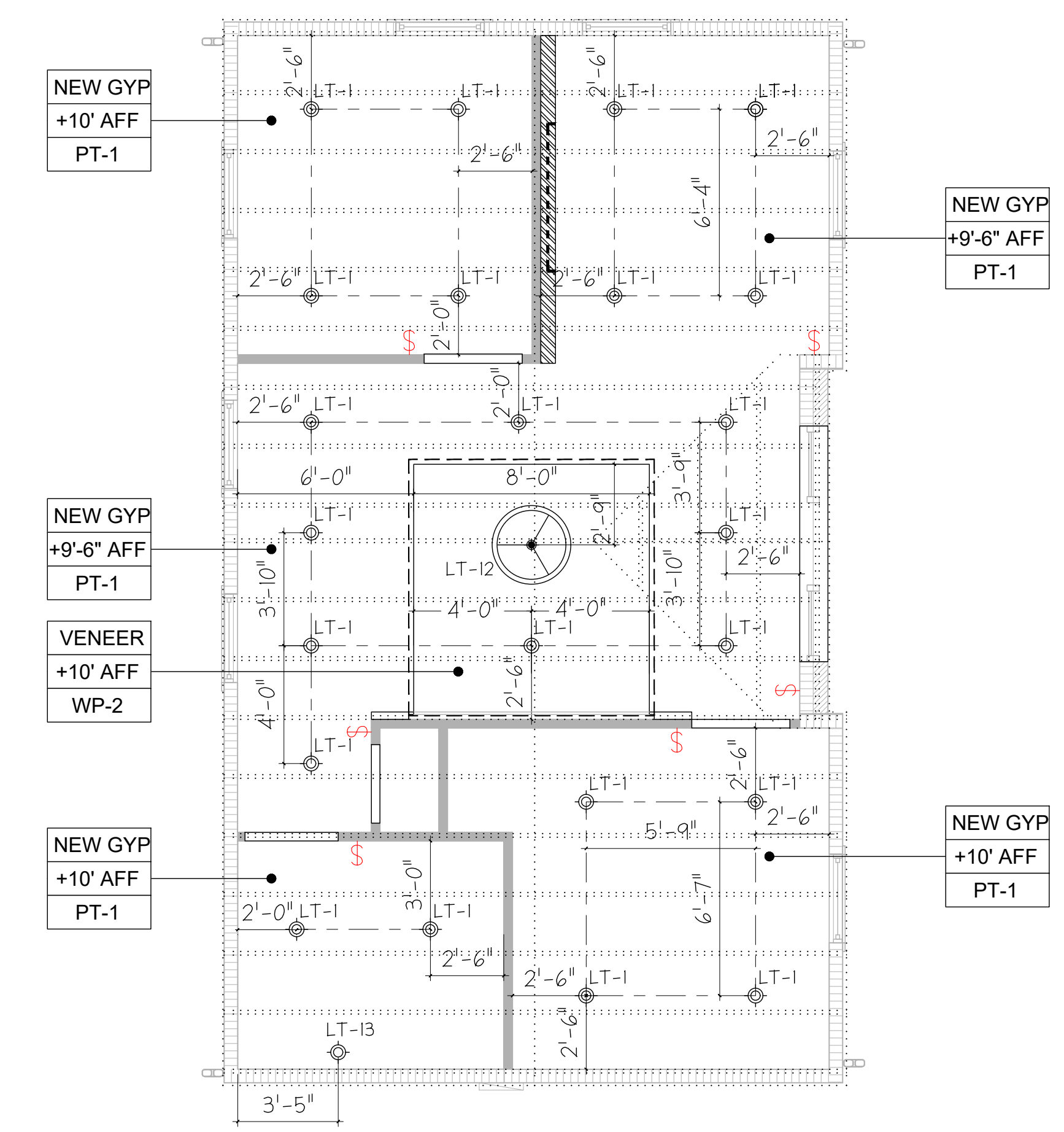
AHV COMMUNITIES
PROJECT NAME: CYPRESS HEIGHTS - RECREATION CENTER & LEASING OFFICES
PROJECT LOCATION: CYPRESS, TX 77433
SHEET NAME: RECREATION BUILDING REFLECTED CEILING AND DECO. LIGHTING PLAN

CreativeLicense international

NOTES:
 THESE DOCUMENTS PROVIDE DESIGN INTENT ONLY AND ARE NOT TO BE USED FOR CONSTRUCTION. THE CONTRACTOR SHALL BE RESPONSIBLE FOR OBTAINING ALL NECESSARY PERMITS AND APPROVALS FROM ALL APPLICABLE AGENCIES. THE CONTRACTOR SHALL BE RESPONSIBLE FOR OBTAINING ALL NECESSARY PERMITS AND APPROVALS FROM ALL APPLICABLE AGENCIES. THE CONTRACTOR SHALL BE RESPONSIBLE FOR OBTAINING ALL NECESSARY PERMITS AND APPROVALS FROM ALL APPLICABLE AGENCIES.

NOTE:
 ALL LIGHTING FIXTURES ARE TO BE G.C. PROVIDED & INSTALLED, U.N.O.
 EXTERIOR LIGHT SPECS. TO BE PROVIDED BY OTHERS.
 ** CLI TO APPROVE ANY SUBSTITUTIONS FOR LIGHT FIXTURES.
 ** FIXTURE FINISH AS SPECIFIED ABOVE
 ** OVERALL SWITCHING PLAN TO BE PROVIDED BY ARCHITECT
 ** SWITCH PLATE COLOR TO BE WHITE

LIGHT SCHEDULE			
CLIENT: AHV COMMUNITIES			
PROJECT NAME: CYPRESS HEIGHTS			
DATE: 8/23/23			
REVISION DATE:			
	LT-1 RECESSED CAN	MANUFACTURER: ENVISION LED LIGHTING COLLECTION: CANLESS DOWNLIGHTS ITEM: CADM COMMERCIAL DOWNLIGHTS SIZE: LED-CADM-3000-50-01 FINISH: 6" ROUND WHITE REFLECTOR BULB: WHITE TRIM RING CLASS: 3000K LED CANDOPY / BACKPLATE: N/A MOUNTING HEIGHT: N/A REF: MERRIT LAMIN PHONE NUMBER: 281 748 6625 WEBSITE: https://www.ensivisionledlighting.com/www.casballight.com	
	LT-2 EXTERIOR RECESSED CAN	MANUFACTURER: JUNO COLLECTION: PRODUCE DOWNLIGHT SERIES ITEM: 6" CANLESS ROUND ITEM NUMBER: JPD28 SIZE: 6" X 2.34" DEEP FINISH: WHITE TRIM RING BULB: LED W/ COLOR TEMPERATURE SETTINGS GLASS/SHADE: N/A CANDOPY / BACKPLATE: N/A MOUNTING HEIGHT: RECESSED WEBSITE: https://www.juno.com/products/produce-downlights-for-new-construction-or-remodel-installation	
	LT-3 RECREATION LOUNGE	MANUFACTURER: BRUNI COLLECTION: CH24755-BG ITEM: 15.5" x 19.1" x H20-58" FINISH: BRUSHED GOLD BULB: 115W, 3000K LED W/ DC DRIVER GLASS: WHITE ACRYLIC DIFFUSER CANDOPY / BACKPLATE: 28-38" x H1-58" MOUNTING HEIGHT: 108" AFF, 80" HANG HEIGHT, 120" MAX WIRE NOTE: INSTALL WITH DIMMER WEBSITE: https://www.ledlighting.com/product/bruni24755/	
	LT-4 CONFERENCE ROOM	MANUFACTURER: KUZCO COLLECTION: COLLIDE ITEM: CH9642 SIZE: 14.5" x 14.5" x H20-58" x H19-14" FINISH: BLACK BULB: 120V, 300K, 150W GLASS: PROTECTED SILICONE DIFFUSER CANDOPY / BACKPLATE: 11.1" x 11.1" x H2-14" MOUNTING HEIGHT: 9'-11" AFF NOTE: INSTALL WITH DIMMER WEBSITE: https://www.ledlighting.com/product/collide9642/	
	LT-5 RECREATION CO-WORKING	MANUFACTURER: BLAKE COLLECTION: VV574524 ITEM: VV574524 SIZE: 14.5" x 14.5" x H20-58" x H19-14" FINISH: Aged Gold Matte Black BULB: 80W, 120V GLASS/SHADE: STEEL CANDOPY / BACKPLATE: 28-38" x H1-58" MOUNTING HEIGHT: 9'-11" AFF NOTE: INSTALL WITH DIMMER WEBSITE: https://www.ledlighting.com/product/blake-wv574524/	
	LT-6 RECREATION GAME WALL	MANUFACTURER: KUZCO COLLECTION: VEGA MINOR PICTURE ITEM: PL18234 SIZE: 18" x 18" x H1-18" x H1-78" FINISH: BLACK BULB: 11W, 120V, 300K CANDOPY / BACKPLATE: 18" x 18" x H1-18" x H1-78" MOUNTING HEIGHT: 7' AFF WEBSITE: https://www.ledlighting.com/product/vega-minor-picture-pl18234/	
	LT-7 RECREATION KITCHEN	MANUFACTURER: KUZCO COLLECTION: DOROTHY ITEM: 48318-BK-GD SIZE: 10.8" x 11.3" FINISH: BLACK WITH GOLD DETAIL BULB: 80W, 120V GLASS/SHADE: ALUMINUM SHADE CANDOPY / BACKPLATE: 28-38" x H1-58" MOUNTING HEIGHT: 9'-11" AFF WEBSITE: https://www.ledlighting.com/product/dorothy-48318/	
	LT-8 RECREATION KITCHEN	MANUFACTURER: KUZCO COLLECTION: CHUTE ITEM: WS1655 SIZE: 10.8" x 11.3" x H4-34" x E1-78" FINISH: BLACK BULB: 120V, 300K, 15W CANDOPY / BACKPLATE: 28-38" x H1-58" MOUNTING HEIGHT: 9'-11" AFF WEBSITE: https://www.ledlighting.com/product/chute-ws1655/	
	LT-9 RECREATION CO-WORKING	MANUFACTURER: KUZCO COLLECTION: BLAKE ITEM: VV574524 SIZE: 14.5" x 14.5" x H20-58" x H19-14" FINISH: Aged Gold Matte Black BULB: 120V, 80W, E26 SHADE: METAL CANDOPY / BACKPLATE: 28-38" x H1-58" MOUNTING HEIGHT: 9'-11" AFF WEBSITE: https://www.ledlighting.com/product/blake-wv574524/	
	LT-10 RECREATION KITCHEN & CONFERENCE LEASING WAITING	MANUFACTURER: JESCO COLLECTION: LINEAR LED STRIPS & MOUNTING CHANNELS ITEM: LIGHT DILEX-UP CHANNEL CH-3M-36 SIZE: 3/8" WIDE x 12" INCREMENTS SERIES: LED FLEXIBLE LINEAR DILEX-UP STATIC SERIES BULB: 3000K MOUNTING HEIGHT: N/A WEBSITE: https://www.jescolighting.com/portfolios/ch-em-3/	
	LT-11 RECREATION RESTROOMS	MANUFACTURER: KUZCO COLLECTION: TAGLIATO ITEM: VV58201 SIZE: 14.5" x 14.5" x H20-58" x H19-14" FINISH: MATT BLACK BRUSHED GOLD GLASS/SHADE: FROSTED ACRYLIC DIFFUSER BULB: 11W, 300K, 120 V MOUNTING HEIGHT: 9'-11" AFF NOTE: INSTALL WITH DIMMER WEBSITE: https://www.ledlighting.com/product/tagliato-wv58201/	
	LT-12 LEASING WAITING	MANUFACTURER: KUZCO COLLECTION: BRUNI ITEM: PD24732 SIZE: 10.8" x 11.3" x H1-38" FINISH: BRUSHED GOLD BULB: 80W, 120V, 3000K GLASS: WHITE ACRYLIC DIFFUSER CANDOPY / BACKPLATE: 28-38" x H1-58" MOUNTING HEIGHT: 7'-4" AFF NOTE: INSTALL WITH DIMMER WEBSITE: https://www.ledlighting.com/product/bruni24732/	
	LT-13 LEASING RESTROOM	MANUFACTURER: KUZCO COLLECTION: TAGLIATO ITEM: PD30202 SIZE: 11.3" x 14.5" x H3-12" FINISH: MATT BLACK BRUSHED GOLD BULB: 11W, 300K, 120V GLASS: FROSTED ACRYLIC DIFFUSER CANDOPY / BACKPLATE: 28-38" x H1-58" MOUNTING HEIGHT: 9'-11" AFF NOTE: INSTALL WITH DIMMER WEBSITE: https://www.ledlighting.com/product/tagliato-wv30202/	
	FAN-1 FITNESS	MANUFACTURER: MINKA AIR COLLECTION: JAVA XTREME-84" LED CEILING FAN ITEM: F734-CL SIZE: 84" FINISH: COAL BULB: 40W GLASS/SHADE: STONE LENS MOUNTING HEIGHT: 9' AFF NOTE: INSTALL WITH DIMMER WEBSITE: https://www.minkair.com/734-cl.html	



LEASING OFFICE REFLECTED CEILING AND DECO. LIGHTING PLAN

NOTE: REFER TO ID8 FOR FINISH SCHEDULE

SCALE: 1/4" = 1'-0"



CLIENT NAME: AHV COMMUNITIES
 PROJECT NAME: CYPRESS HEIGHTS - RECREATION CENTER & LEASING OFFICES
 PROJECT LOCATION: CYPRESS, TX 77433
 SHEET NUMBER: LEASING OFFICE REFLECTED CEILING AND DECO. LIGHTING PLAN



REVISIONS:
 GENERAL REVISION 1-30-24

INSTALL DATE:
 SCALE:
 DATE: 11-17-23
 JOB NUMBER: 26506
 DRAWN BY: AM/KH
 PM: 000
 AE: JF

SHEET: ID4.1

SHEET SIZE: 30" x 42"

NOTES:
 THESE DOCUMENTS PROVIDE DESIGN INTENT ONLY AND ARE NOT TO BE USED FOR CONSTRUCTION. THE CONTRACTOR SHALL VERIFY ALL CONDITIONS, MATERIALS, AND METHODS OF CONSTRUCTION AND SHALL BE RESPONSIBLE FOR OBTAINING ALL NECESSARY PERMITS AND APPROVALS. THE CONTRACTOR SHALL BE RESPONSIBLE FOR OBTAINING ALL NECESSARY PERMITS AND APPROVALS. THE CONTRACTOR SHALL BE RESPONSIBLE FOR OBTAINING ALL NECESSARY PERMITS AND APPROVALS. THE CONTRACTOR SHALL BE RESPONSIBLE FOR OBTAINING ALL NECESSARY PERMITS AND APPROVALS.

CLIENT NAME: **AHV COMMUNITIES**
 PROJECT NAME: **CYPRESS HEIGHTS - RECREATION CENTER & LEASING OFFICES**
 PROJECT LOCATION: **CYPRESS, TX 77433**
 SHEET NAME: **RECREATION BUILDING COORDINATION PLAN (POWER, SIGNAL, & DATA)**



REVISIONS:	
△ GENERAL REVISION	1-30-24
INSTALL DATE:	
SCALE:	
DATE:	11-17-23
JOB NUMBER:	26506
DRAWN BY:	AM/KH
PM:	000
AE:	JF
SHEET:	ID5

	NEW DUPLEX RECEPTACLE MTD. @ 18" AFF (U.N.O.)
	NEW DUPLEX RECEPTACLE SIDEWAYS W/USB (SEE PLANS FOR AFF HTS.)
	NEW TELEPHONE/DATA OUTLET MTD. @ 18" AFF. (U.N.O.)
	NEW THREE-GANG RECESSED TV BOX W/SURGE PROTECTIVE & LOW VOLTAGE KIT, WHITE MANUF.: LEGRAND MODEL: TV3WTVSSW OUTLET MTD. @ AFF.(SEE PLAN)
	NEW RECESSED FLOOR / DATA OUTLET (REF.SHEET ID5.2A FOR DIMS)
	STUB-UP CONDUIT RUN FOR ELECTRICAL FINAL HOOK-UP IN MILLWORK BY E.C. (REF. SHEET ID5.2A FOR DIMS)
	NEW J-BOX OUTLET
	GENERAL LOCATION OF DIMMER SWITCH
	GENERAL LOCATION OF SWITCH

GENERAL NOTES

NOTES:
 ALL POWER/DATA FIXTURES ARE TO BE G.C. PROVIDED & INSTALLED.

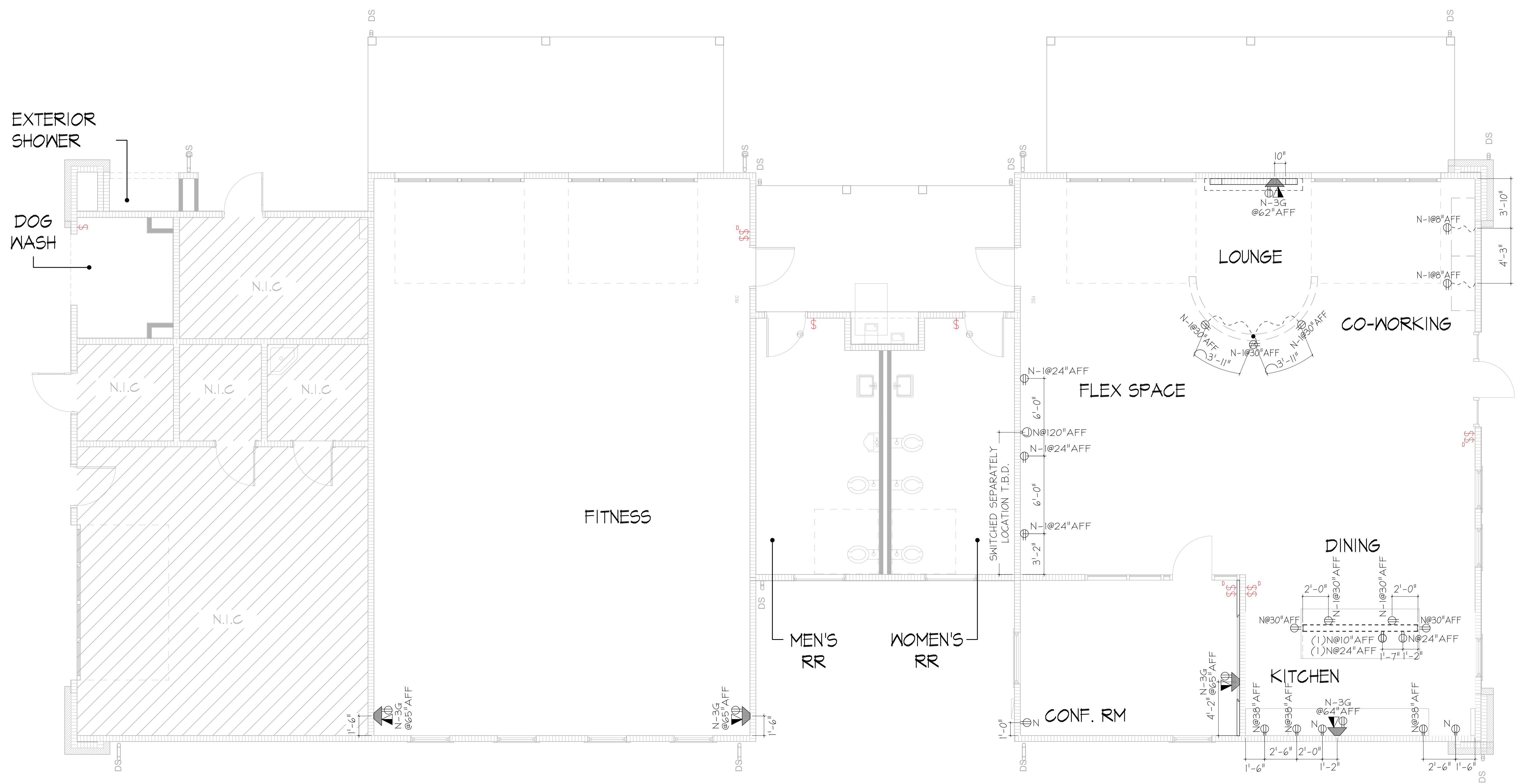
ELECTRICAL PLAN DOES NOT INCLUDE OVERALL ELECTRICAL LOCATIONS BASED ON THE ELECTRICAL ENGINEER. ALL OUTLET LOCATIONS SHOWN SPECIFICALLY CORRESPOND WITH INTERIOR DESIGN.

ALL ELECTRICAL LOCATIONS REQUIRING GFCI MUST BE SPECIFIED BY ELECTRICAL ENGINEER.

ALL AFF HEIGHTS ARE DIMENSIONED TO THE CENTER OF THE OUTLET LOCATION.

ALL EQUIPMENT/APPLIANCE RECEPTACLES TO BE INSTALLED ACCORDING TO MANUFACTURERS VOLTAGE REQUIREMENTS.

ELECTRICAL PLAN DOES NOT INCLUDE ELECTRICAL LOCATIONS FOR ADDITIONAL EQUIPMENT SPECIFIED AND SUPPLIED BY CLIENT.



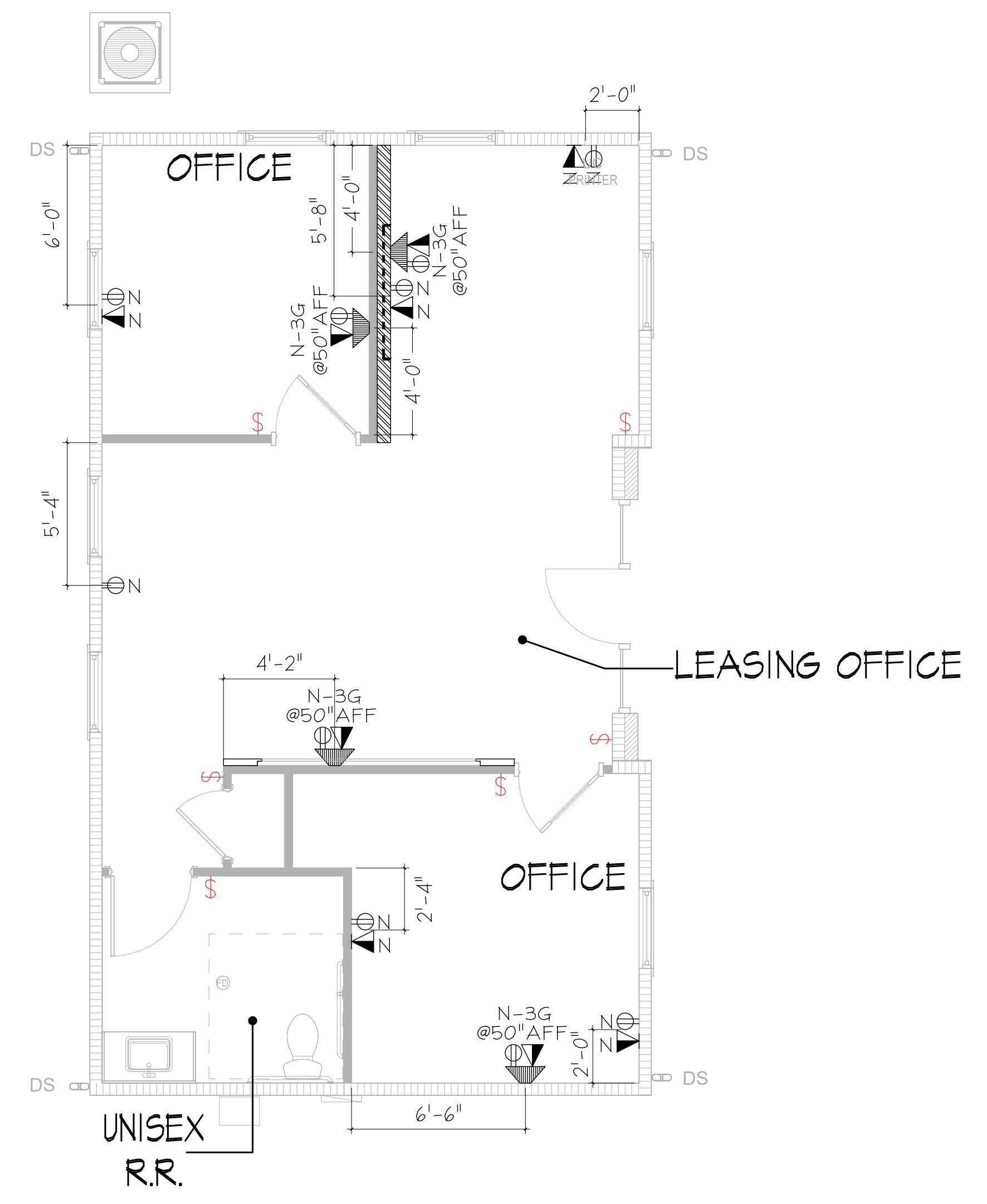
RECREATION BUILDING COORDINATION PLAN (POWER, SIGNAL, & DATA)

SCALE: 1/4" = 1'-0"



SHEET SIZE: 30" X 42"

NOTES:
 THESE DOCUMENTS PROVIDE DESIGN INTENT ONLY AND ARE NOT TO BE USED FOR CONSTRUCTION. THE CONTRACTOR SHALL VERIFY ALL CONDITIONS, MATERIALS, AND METHODS OF CONSTRUCTION WITH THE DESIGNER. THE CONTRACTOR SHALL BE RESPONSIBLE FOR OBTAINING ALL NECESSARY PERMITS AND APPROVALS. THE CONTRACTOR SHALL BE RESPONSIBLE FOR OBTAINING ALL NECESSARY PERMITS AND APPROVALS. THE CONTRACTOR SHALL BE RESPONSIBLE FOR OBTAINING ALL NECESSARY PERMITS AND APPROVALS. THE CONTRACTOR SHALL BE RESPONSIBLE FOR OBTAINING ALL NECESSARY PERMITS AND APPROVALS.



POWER & DATA LEGEND	
N-1	NEW DUPLEX RECEPTACLE MTD. @ 18" AFF (U.N.O.)
N-1-1	NEW DUPLEX RECEPTACLE SIDEWAYS W/USB (SEE PLANS FOR AFF HTS.)
N-1	NEW TELEPHONE/DATA OUTLET MTD. @ 18" AFF. (U.N.O.)
N-3G	NEW THREE-GANG RECESSED TV BOX W/SURGE PROTECTIVE & LOW VOLTAGE KIT, WHITE MANUF.: LEGRAND MODEL: TV3KTV55K OUTLET MTD. @ AFF.(SEE PLAN)
N-3G	NEW RECESSED FLOOR / DATA OUTLET (REF. SHEET ID5.2A FOR DIMS)
S	STUB-UP CONDUIT RUN FOR ELECTRICAL FINAL HOOK-UP IN MILLKORK BY E.C. (REF. SHEET ID5.2A FOR DIMS)
N	NEW J-BOX OUTLET
S	GENERAL LOCATION OF DIMMER SWITCH
S	GENERAL LOCATION OF SWITCH

GENERAL NOTES

NOTES:
 ALL POWER/DATA FIXTURES ARE TO BE G.C. PROVIDED & INSTALLED.

ELECTRICAL PLAN DOES NOT INCLUDE OVERALL ELECTRICAL LOCATIONS BASED ON THE ELECTRICAL ENGINEER. ALL OUTLET LOCATIONS SHOWN SPECIFICALLY CORRESPOND WITH INTERIOR DESIGN.

ALL ELECTRICAL LOCATIONS REQUIRING GFCI MUST BE SPECIFIED BY ELECTRICAL ENGINEER.

ALL AFF HEIGHTS ARE DIMENSIONED TO THE CENTER OF THE OUTLET LOCATION.

ALL EQUIPMENT/APPLIANCE RECEPTACLES TO BE INSTALLED ACCORDING TO MANUFACTURERS VOLTAGE REQUIREMENTS.

ELECTRICAL PLAN DOES NOT INCLUDE ELECTRICAL LOCATIONS FOR ADDITIONAL EQUIPMENT SPECIFIED AND SUPPLIED BY CLIENT.

LEASING OFFICE COORDINATION PLAN (POWER, SIGNAL, & DATA)

SCALE: 1/4" = 1'-0"



CLIENT NAME: **AHV COMMUNITIES**
 PROJECT NAME: **CYPRESS HEIGHTS - RECREATION CENTER & LEASING OFFICES**
 PROJECT LOCATION: **CYPRESS, TX 77433**
 SHEET NUMBER: **LEASING OFFICE COORDINATION PLAN (POWER, SIGNAL, & DATA)**



REVISIONS:
 GENERAL REVISION 1-30-24

INSTALL DATE:
 SCALE:
 DATE: 11-17-23
 JOB NUMBER: 26506
 DRAWN BY: AM/KH
 PM: 000
 AE: JF

SHEET: **ID5.1**

SHEET SIZE: 30" X 42"

NOTES:
 THESE DOCUMENTS PROVIDE DESIGN INTENT ONLY AND ARE NOT TO BE USED FOR CONSTRUCTION. THE CONTRACTOR SHALL BE RESPONSIBLE FOR OBTAINING ALL NECESSARY PERMITS AND APPROVALS FROM ALL APPLICABLE AGENCIES. THE CONTRACTOR SHALL BE RESPONSIBLE FOR OBTAINING ALL NECESSARY PERMITS AND APPROVALS FROM ALL APPLICABLE AGENCIES. THE CONTRACTOR SHALL BE RESPONSIBLE FOR OBTAINING ALL NECESSARY PERMITS AND APPROVALS FROM ALL APPLICABLE AGENCIES. THE CONTRACTOR SHALL BE RESPONSIBLE FOR OBTAINING ALL NECESSARY PERMITS AND APPROVALS FROM ALL APPLICABLE AGENCIES.



POWER & DATA LEGEND	
	NEW RECESSED FLOOR / DATA OUTLET
	STUB-UP CONDUIT RUN FOR ELECTRICAL FINAL HOOK-UP IN MILLWORK BY E.C.

GENERAL NOTES

NOTES:
 ALL POWER/DATA FIXTURES ARE TO BE G.C. PROVIDED & INSTALLED.

ELECTRICAL PLAN DOES NOT INCLUDE OVERALL ELECTRICAL LOCATIONS BASED ON THE ELECTRICAL ENGINEER. ALL OUTLET LOCATIONS SHOWN SPECIFICALLY CORRESPOND WITH INTERIOR DESIGN.

ALL ELECTRICAL LOCATIONS REQUIRING GFCI MUST BE SPECIFIED BY ELECTRICAL ENGINEER.

ALL AFF HEIGHTS ARE DIMENSIONED TO THE CENTER OF THE OUTLET LOCATION.

ALL EQUIPMENT/APPLIANCE RECEPTACLES TO BE INSTALLED ACCORDING TO MANUFACTURERS VOLTAGE REQUIREMENTS.

ELECTRICAL PLAN DOES NOT INCLUDE ELECTRICAL LOCATIONS FOR ADDITIONAL EQUIPMENT SPECIFIED AND SUPPLIED BY CLIENT.

RECREATION BUILDING COORDINATION PLAN (FLOOR OUTLETS)

SCALE: 1/4" = 1'-0"



CLIENT NAME: AHV COMMUNITIES
 PROJECT NAME: CYPRESS HEIGHTS - RECREATION CENTER & LEASING OFFICES
 PROJECT LOCATION: CYPRESS, TX 77433
 SHEET NAME: RECREATION BUILDING COORDINATION PLAN (FLOOR OUTLETS)

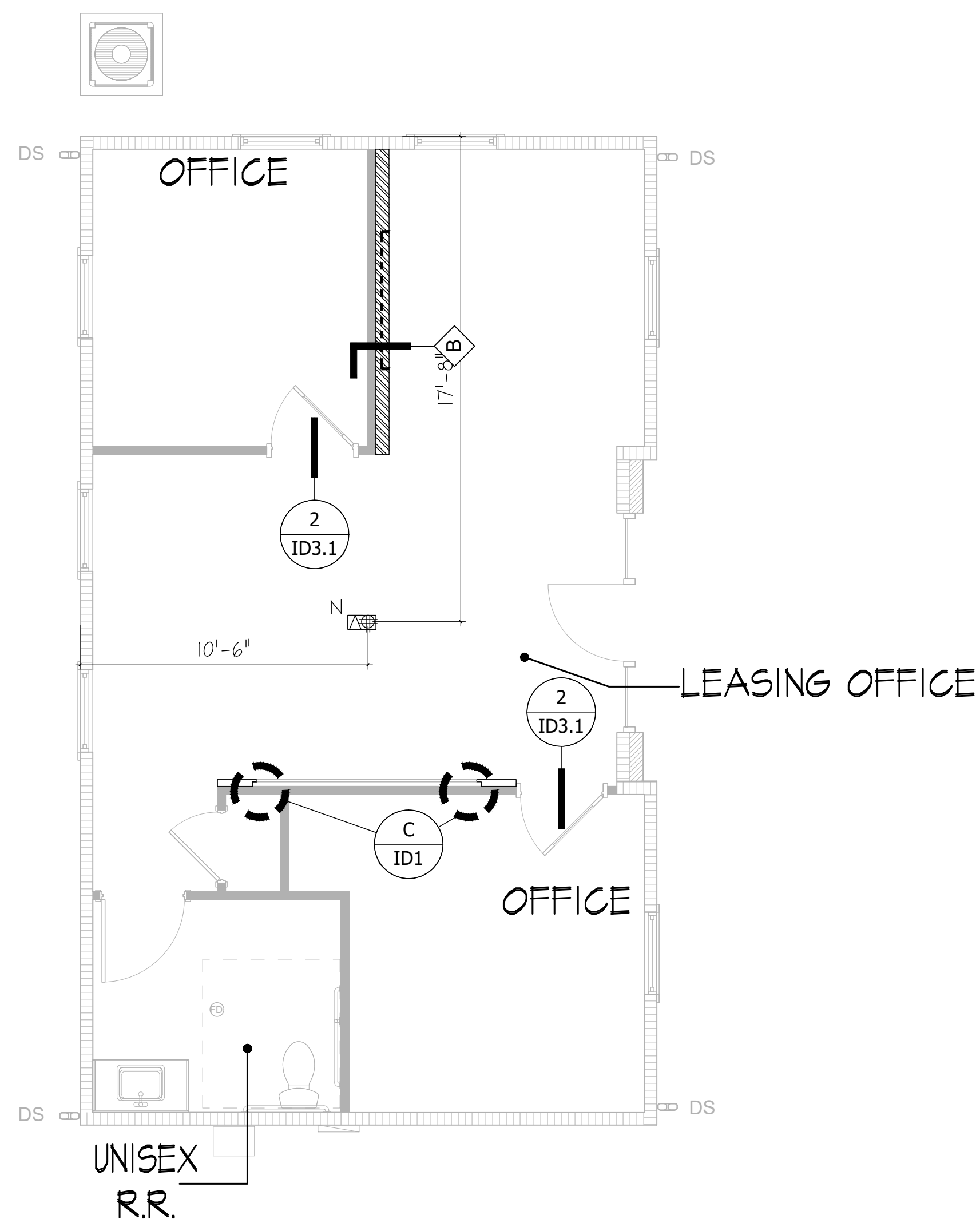


REVISIONS:	
△ GENERAL REVISION	1-30-24
INSTALL DATE:	
SCALE:	
DATE:	11-17-23
JOB NUMBER:	26506
DRAWN BY:	AM/KH
PM:	000
AE:	JF

SHEET: ID5.2A

SHEET SIZE: 30" X 42"

NOTES:
THIS DOCUMENT PROVIDES DESIGN INTENT ONLY AND IS NOT TO BE USED FOR CONSTRUCTION. THE CONTRACTOR SHALL VERIFY ALL CONDITIONS, MATERIALS AND METHODS OF CONSTRUCTION SHALL BE IN ACCORDANCE WITH THE SPECIFICATIONS AND SHALL BE RESPONSIBLE FOR OBTAINING ALL NECESSARY PERMITS AND APPROVALS. THE CONTRACTOR SHALL BE RESPONSIBLE FOR OBTAINING ALL NECESSARY PERMITS AND APPROVALS. THE CONTRACTOR SHALL BE RESPONSIBLE FOR OBTAINING ALL NECESSARY PERMITS AND APPROVALS. THE CONTRACTOR SHALL BE RESPONSIBLE FOR OBTAINING ALL NECESSARY PERMITS AND APPROVALS.



	NEW RECESSED FLOOR / DATA OUTLET
	STUB-UP CONDUIT RUN FOR ELECTRICAL FINAL HOOK-UP IN MILLWORK BY E.C.

GENERAL NOTES

NOTES:
ALL POWER/DATA FIXTURES ARE TO BE G.C. PROVIDED & INSTALLED.

ELECTRICAL PLAN DOES NOT INCLUDE OVERALL ELECTRICAL LOCATIONS BASED ON THE ELECTRICAL ENGINEER. ALL OUTLET LOCATIONS SHOWN SPECIFICALLY CORRESPOND WITH INTERIOR DESIGN.

ALL ELECTRICAL LOCATIONS REQUIRING GFCI MUST BE SPECIFIED BY ELECTRICAL ENGINEER.

ALL AFF HEIGHTS ARE DIMENSIONED TO THE CENTER OF THE OUTLET LOCATION.

ALL EQUIPMENT/APPLIANCE RECEPTACLES TO BE INSTALLED ACCORDING TO MANUFACTURERS VOLTAGE REQUIREMENTS.

ELECTRICAL PLAN DOES NOT INCLUDE ELECTRICAL LOCATIONS FOR ADDITIONAL EQUIPMENT SPECIFIED AND SUPPLIED BY CLIENT.

LEASING OFFICE COORDINATION PLAN (FLOOR OUTLETS)

SCALE: 1/4" = 1'-0"



CLIENT NAME: **AHV COMMUNITIES**
PROJECT NAME: **CYPRESS HEIGHTS - RECREATION CENTER & LEASING OFFICES**
PROJECT LOCATION: **CYPRESS, TX 77433**
SHEET NUMBER: **LEASING OFFICE COORDINATION PLAN (FLOOR OUTLETS)**

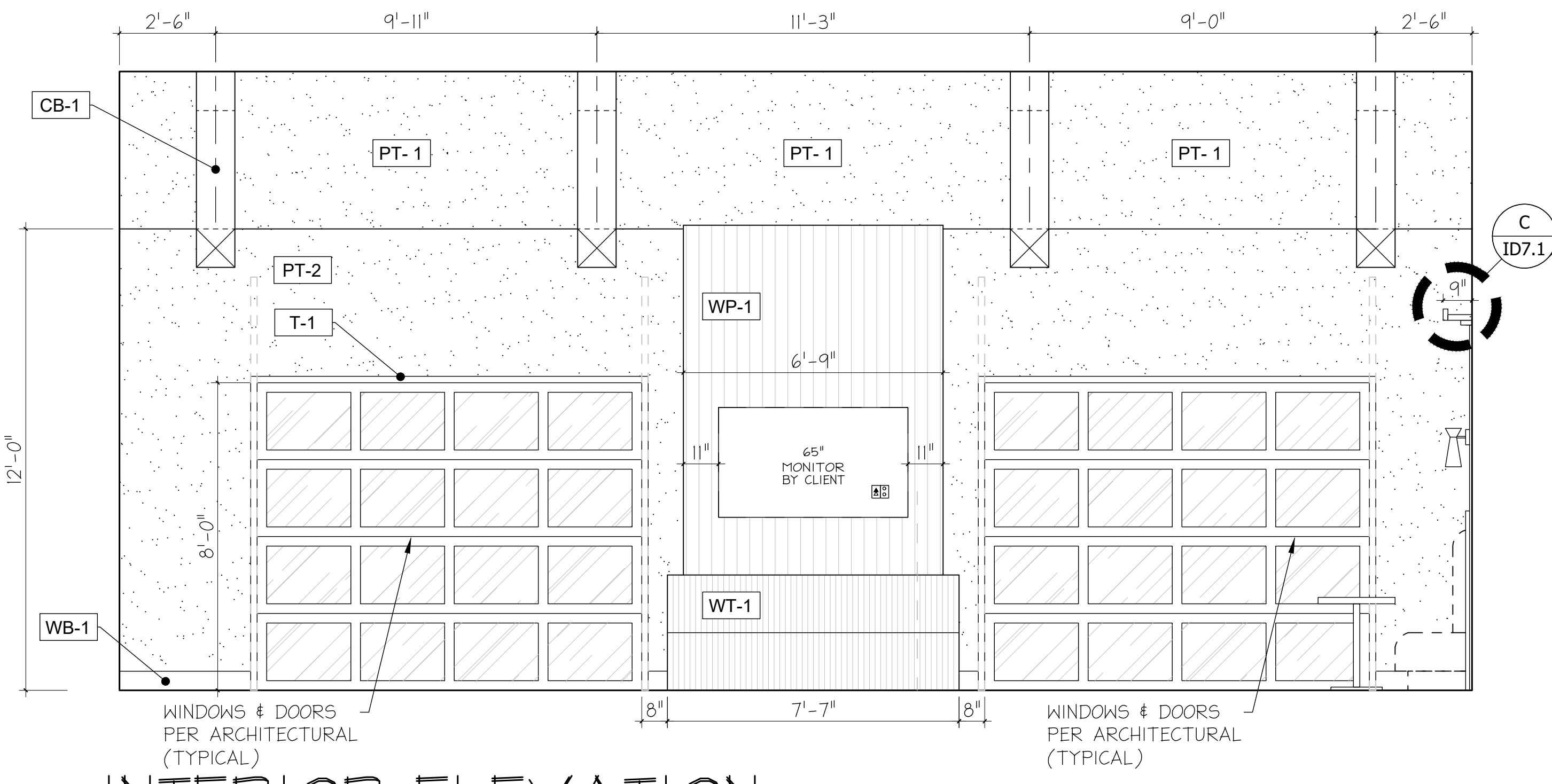


REVISIONS:
▲ GENERAL REVISION 1-30-24
INSTALL DATE:
SCALE:
DATE: 11-17-23
JOB NUMBER: 26506
DRAWN BY: AM/KH
PM: 000
AE: JF

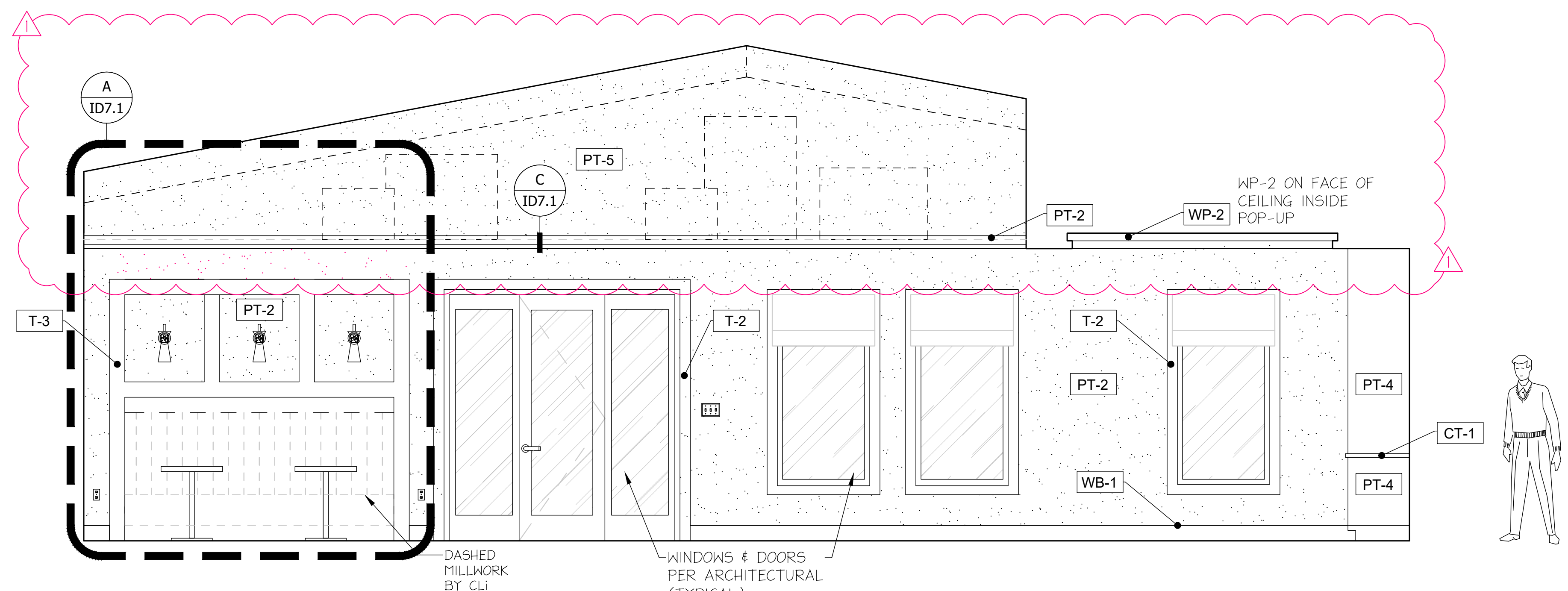
SHEET: **ID5.2B**

SHEET SIZE: 30" X 42"

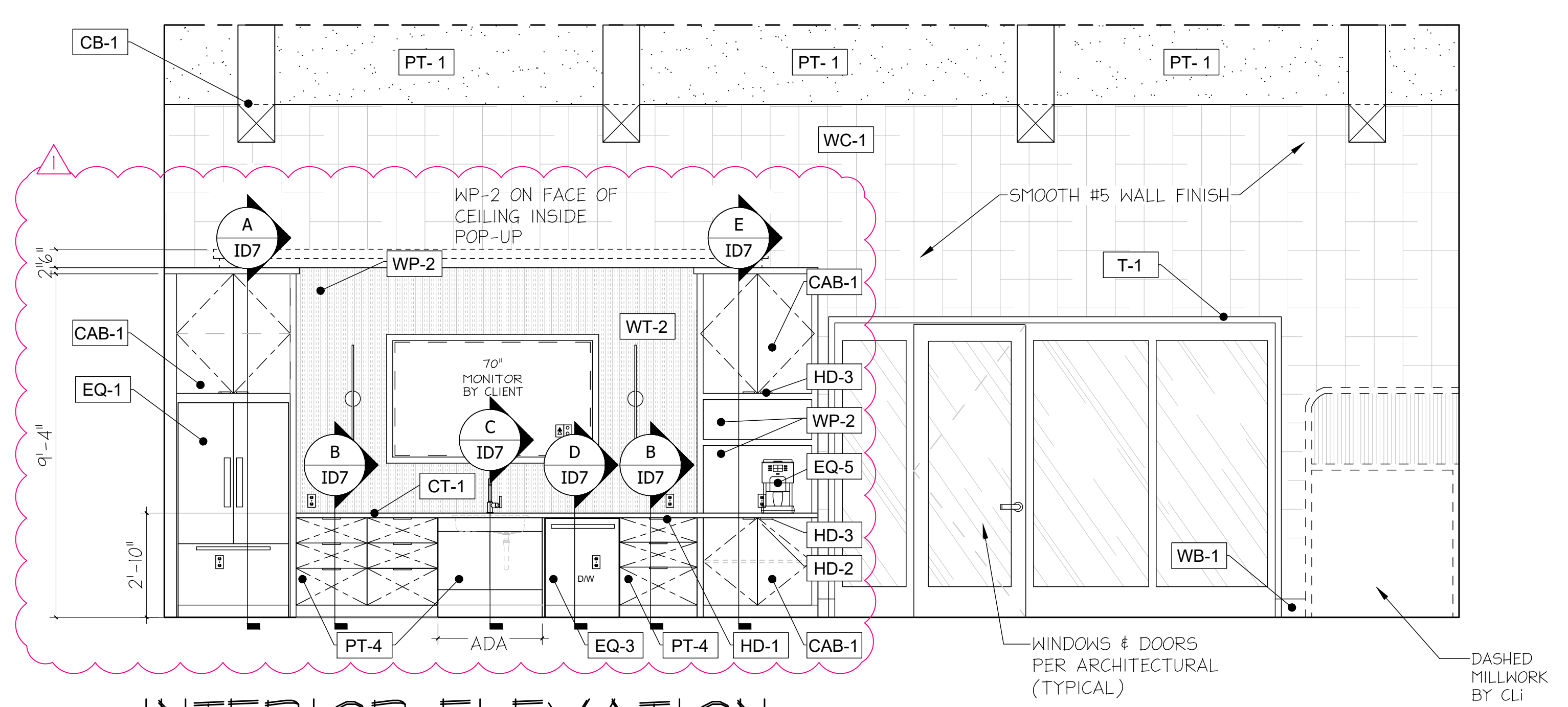
NOTES:
 THESE DOCUMENTS PROVIDE DESIGN INTENT ONLY AND ARE NOT TO BE USED FOR PERMITS, CONTRACTING, OR CONSTRUCTION. THE DESIGNER ASSUMES NO LIABILITY FOR ANY ERRORS OR OMISSIONS. THE CONTRACTOR SHALL VERIFY ALL DIMENSIONS AND CONDITIONS ON SITE PRIOR TO CONSTRUCTION. THE CONTRACTOR SHALL BE RESPONSIBLE FOR OBTAINING ALL NECESSARY PERMITS AND APPROVALS. THE CONTRACTOR SHALL MAINTAIN A LOG OF ALL CHANGES AND REVISIONS. THE CONTRACTOR SHALL BE RESPONSIBLE FOR OBTAINING ALL NECESSARY PERMITS AND APPROVALS. THE CONTRACTOR SHALL MAINTAIN A LOG OF ALL CHANGES AND REVISIONS. THE CONTRACTOR SHALL BE RESPONSIBLE FOR OBTAINING ALL NECESSARY PERMITS AND APPROVALS.



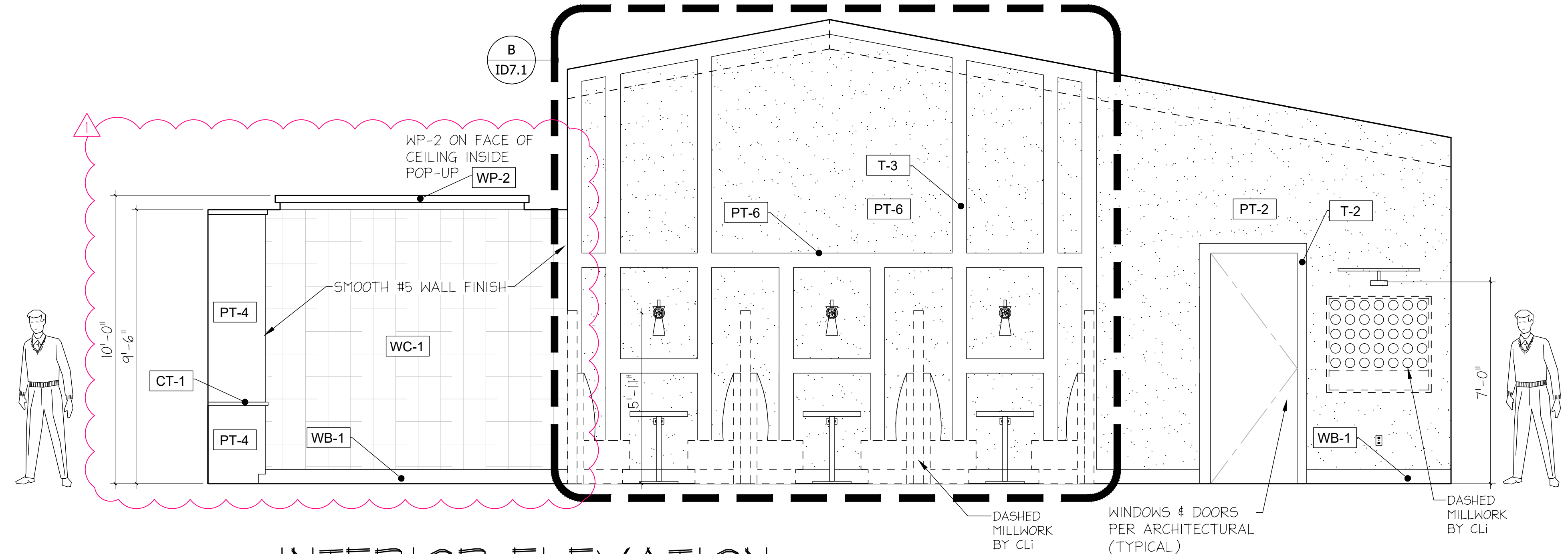
1 INTERIOR ELEVATION
 RECREATION BUILDING: LOUNGE
 SCALE: 3/8" = 1'-0"



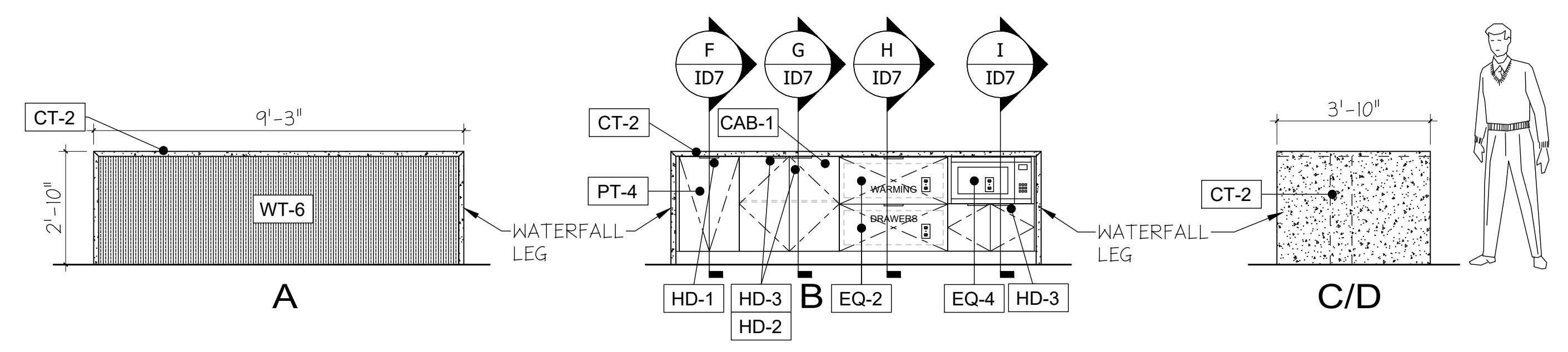
2 INTERIOR ELEVATION
 RECREATION BUILDING: LOUNGE
 SCALE: 3/8" = 1'-0"



3 INTERIOR ELEVATION
 RECREATION BUILDING: KITCHEN
 SCALE: 3/8" = 1'-0"



4 INTERIOR ELEVATION
 RECREATION BUILDING: SITTING AREA
 SCALE: 3/8" = 1'-0"



5 INTERIOR ELEVATION
 KITCHEN ISLAND
 SCALE: 3/8" = 1'-0"

NOTE: REFER TO ID8 FOR FINISH SCHEDULE

CLIENT NAME: AHV COMMUNITIES
 PROJECT NAME: CYPRESS HEIGHTS - RECREATION CENTER & LEASING OFFICES
 PROJECT LOCATION: CYPRESS, TX 77433
 SHEET NUMBER: INTERIOR ELEVATIONS

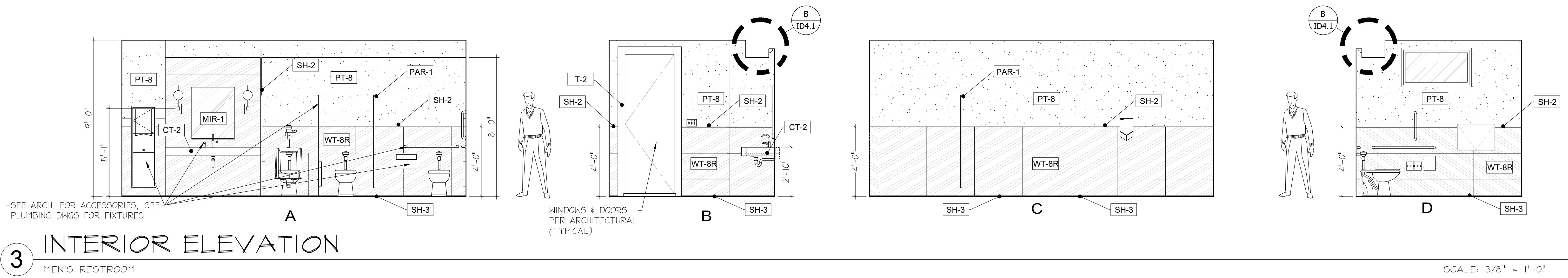
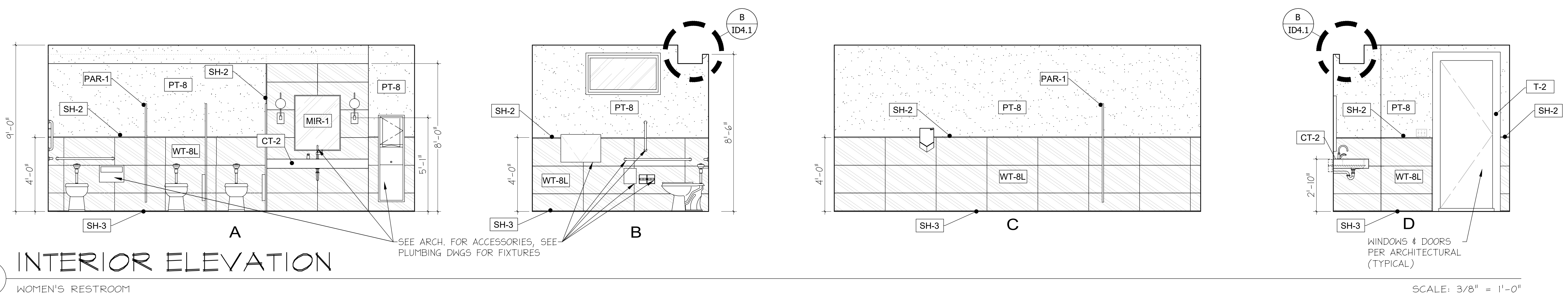
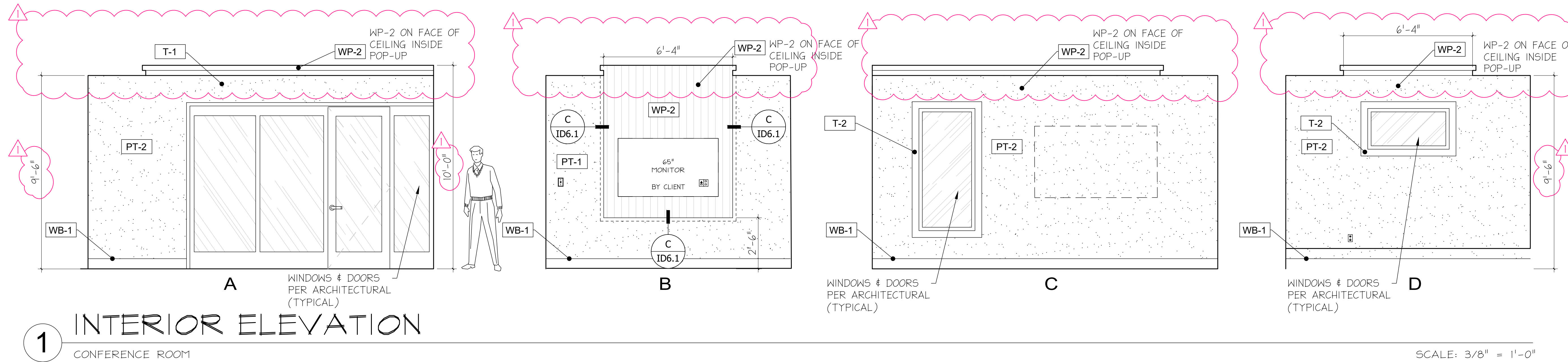


REVISIONS:
 GENERAL REVISION 1-30-24

INSTALL DATE:
 SCALE:
 DATE: 11-17-23
 JOB NUMBER: 26506
 DRAWN BY: AM/KH
 PM: 000
 AE: JF

SHEET: ID6

NOTES:
 THESE DOCUMENTS PROVIDE DESIGN ONLY AND ARE NOT TO BE USED FOR CONSTRUCTION. THE CONTRACTOR SHALL VERIFY ALL CONDITIONS AND MAKE CORRECTIONS WITH ANY CHANGES TO THE ORIGINAL DESIGN. THE CONTRACTOR SHALL BE RESPONSIBLE FOR OBTAINING ALL NECESSARY PERMITS AND APPROVALS. THE CONTRACTOR SHALL MAINTAIN A LOG OF ALL CHANGES AND BE RESPONSIBLE FOR OBTAINING ALL NECESSARY PERMITS AND APPROVALS. THE CONTRACTOR SHALL BE RESPONSIBLE FOR OBTAINING ALL NECESSARY PERMITS AND APPROVALS. THE CONTRACTOR SHALL BE RESPONSIBLE FOR OBTAINING ALL NECESSARY PERMITS AND APPROVALS.



NOTE: REFER TO ID8 FOR FINISH SCHEDULE

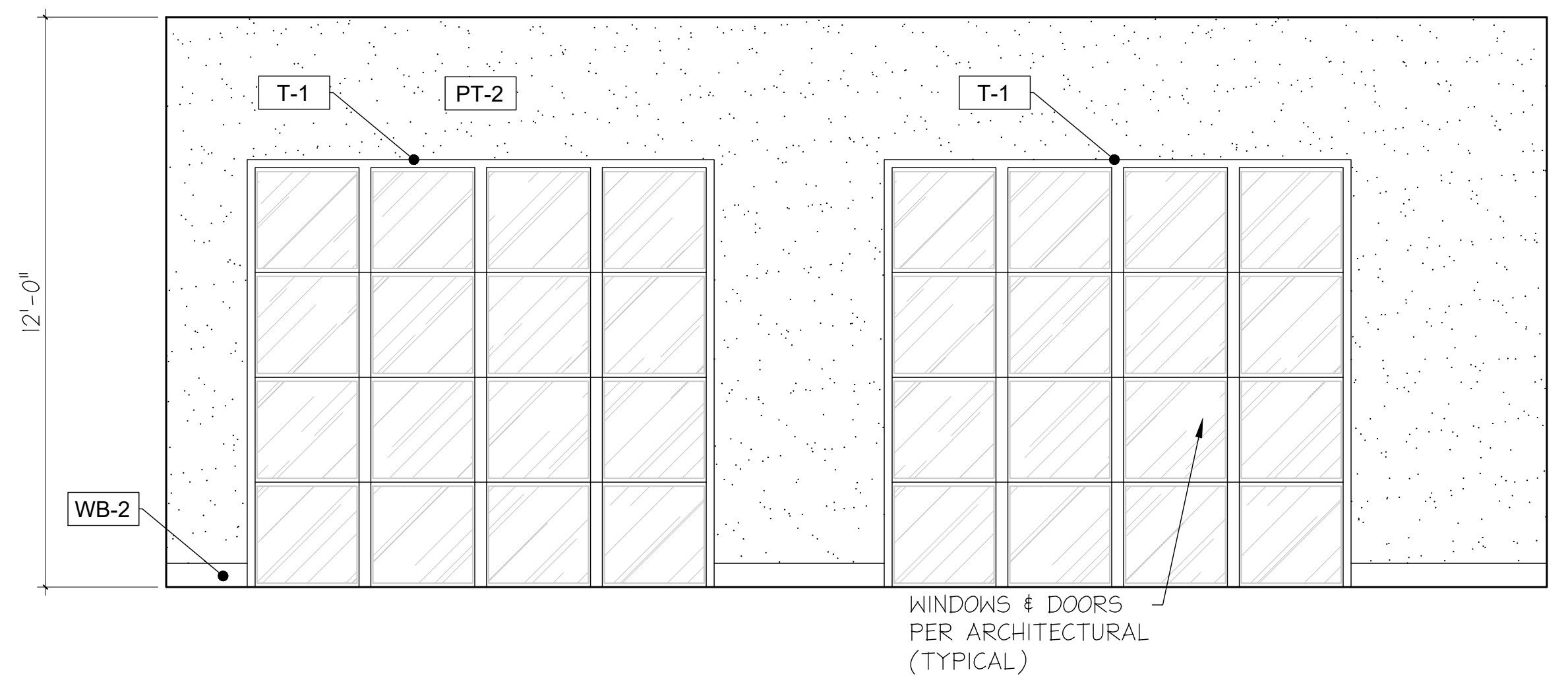
CLIENT NAME: AHV COMMUNITIES
 PROJECT NAME: CYPRESS HEIGHTS - RECREATION CENTER & LEASING OFFICES
 PROJECT LOCATION: CYPRESS, TX 77433
 SHEET NUMBER: INTERIOR ELEVATIONS



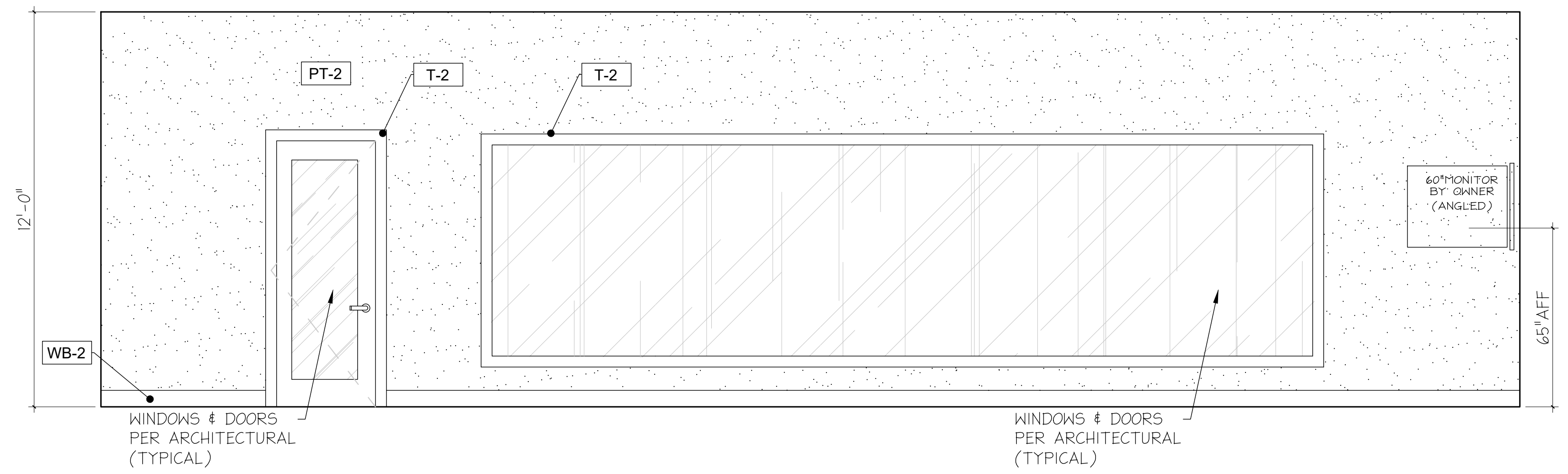
REVISIONS:	
▲ GENERAL REVISION 1-30-24	
INSTALL DATE:	
SCALE:	
DATE:	11-17-23
JOB NUMBER:	26506
DRAWN BY:	AM/KH
PM:	000
AE:	JF

SHEET: ID6.1

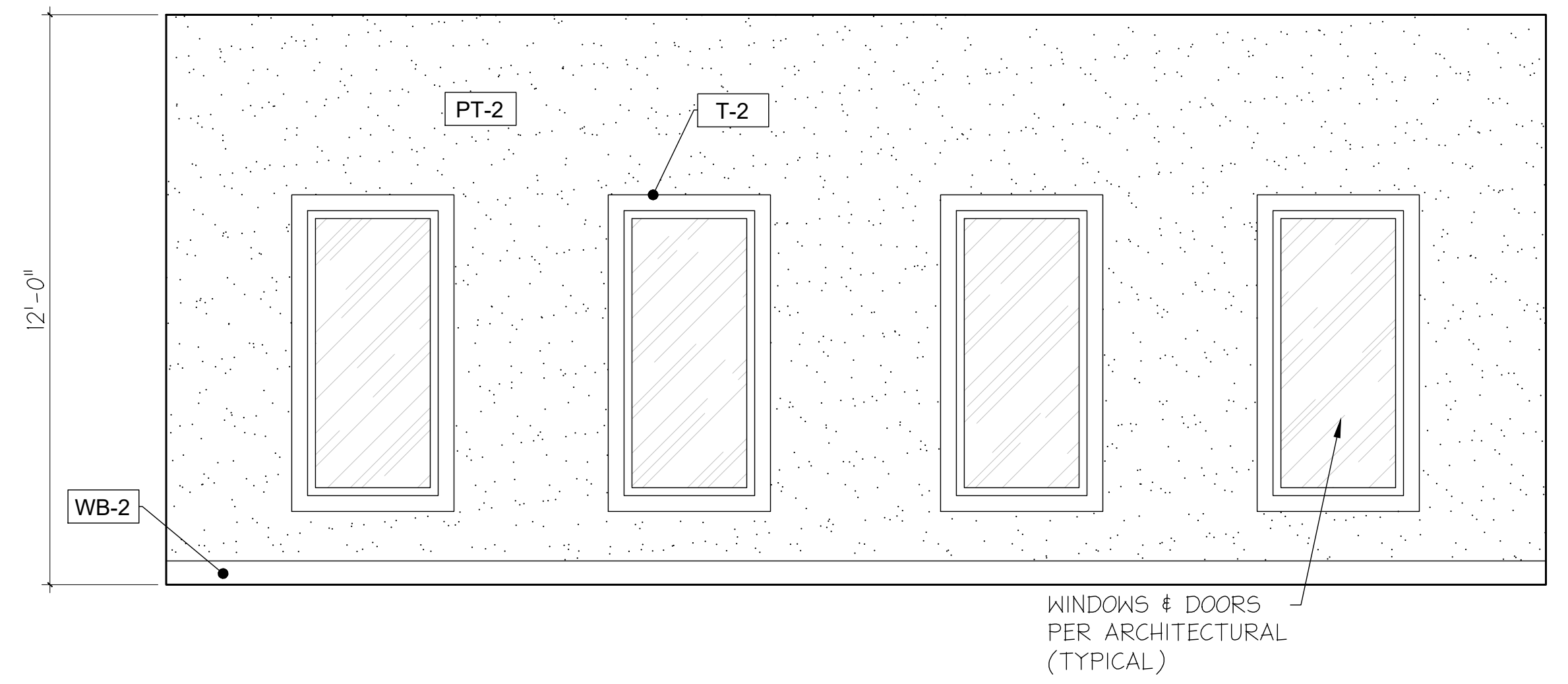
NOTES:
 THESE DOCUMENTS PROVIDE DESIGN INTENT ONLY AND ARE NOT TO BE USED FOR CONSTRUCTION. THE CONTRACTOR SHALL BE RESPONSIBLE FOR VERIFYING ALL DIMENSIONS AND CONDITIONS AT THE PROJECT SITE. THE CONTRACTOR SHALL BE RESPONSIBLE FOR OBTAINING ALL NECESSARY PERMITS AND APPROVALS FROM ALL APPLICABLE AGENCIES. THE CONTRACTOR SHALL BE RESPONSIBLE FOR OBTAINING ALL NECESSARY MATERIALS AND SUPPLIES. THE CONTRACTOR SHALL BE RESPONSIBLE FOR OBTAINING ALL NECESSARY LABORERS AND SUBCONTRACTORS. THE CONTRACTOR SHALL BE RESPONSIBLE FOR OBTAINING ALL NECESSARY INSURANCE AND BONDING. THE CONTRACTOR SHALL BE RESPONSIBLE FOR OBTAINING ALL NECESSARY UTILITIES AND SERVICES. THE CONTRACTOR SHALL BE RESPONSIBLE FOR OBTAINING ALL NECESSARY TRANSPORTATION AND LOGISTICS. THE CONTRACTOR SHALL BE RESPONSIBLE FOR OBTAINING ALL NECESSARY COMMUNICATIONS AND NETWORKING. THE CONTRACTOR SHALL BE RESPONSIBLE FOR OBTAINING ALL NECESSARY SECURITY AND PROTECTION. THE CONTRACTOR SHALL BE RESPONSIBLE FOR OBTAINING ALL NECESSARY MAINTENANCE AND REPAIR. THE CONTRACTOR SHALL BE RESPONSIBLE FOR OBTAINING ALL NECESSARY DEMOLITION AND DISPOSAL. THE CONTRACTOR SHALL BE RESPONSIBLE FOR OBTAINING ALL NECESSARY SITE RESTORATION AND REHABILITATION. THE CONTRACTOR SHALL BE RESPONSIBLE FOR OBTAINING ALL NECESSARY ENVIRONMENTAL AND CLIMATE. THE CONTRACTOR SHALL BE RESPONSIBLE FOR OBTAINING ALL NECESSARY SOCIAL AND ECONOMIC. THE CONTRACTOR SHALL BE RESPONSIBLE FOR OBTAINING ALL NECESSARY CULTURAL AND HISTORICAL. THE CONTRACTOR SHALL BE RESPONSIBLE FOR OBTAINING ALL NECESSARY ARCHITECTURAL AND DESIGN. THE CONTRACTOR SHALL BE RESPONSIBLE FOR OBTAINING ALL NECESSARY ARTS AND CREATIVITY. THE CONTRACTOR SHALL BE RESPONSIBLE FOR OBTAINING ALL NECESSARY INNOVATION AND TECHNOLOGY. THE CONTRACTOR SHALL BE RESPONSIBLE FOR OBTAINING ALL NECESSARY SUSTAINABILITY AND RESILIENCE. THE CONTRACTOR SHALL BE RESPONSIBLE FOR OBTAINING ALL NECESSARY WELL-BEING AND QUALITY OF LIFE. THE CONTRACTOR SHALL BE RESPONSIBLE FOR OBTAINING ALL NECESSARY EQUITY AND INCLUSION. THE CONTRACTOR SHALL BE RESPONSIBLE FOR OBTAINING ALL NECESSARY JUSTICE AND FAIRNESS. THE CONTRACTOR SHALL BE RESPONSIBLE FOR OBTAINING ALL NECESSARY HUMAN RIGHTS AND DIGNITY. THE CONTRACTOR SHALL BE RESPONSIBLE FOR OBTAINING ALL NECESSARY FREEDOM AND CHOICE. THE CONTRACTOR SHALL BE RESPONSIBLE FOR OBTAINING ALL NECESSARY RESPONSIBILITY AND ACCOUNTABILITY. THE CONTRACTOR SHALL BE RESPONSIBLE FOR OBTAINING ALL NECESSARY INTEGRITY AND ETHICS. THE CONTRACTOR SHALL BE RESPONSIBLE FOR OBTAINING ALL NECESSARY TRANSPARENCY AND OPENNESS. THE CONTRACTOR SHALL BE RESPONSIBLE FOR OBTAINING ALL NECESSARY TRUST AND CREDIBILITY. THE CONTRACTOR SHALL BE RESPONSIBLE FOR OBTAINING ALL NECESSARY RESPECT AND DIGNITY. THE CONTRACTOR SHALL BE RESPONSIBLE FOR OBTAINING ALL NECESSARY KINDNESS AND COMPASSION. THE CONTRACTOR SHALL BE RESPONSIBLE FOR OBTAINING ALL NECESSARY PATIENCE AND CALMNESS. THE CONTRACTOR SHALL BE RESPONSIBLE FOR OBTAINING ALL NECESSARY COURTESY AND POLITENESS. THE CONTRACTOR SHALL BE RESPONSIBLE FOR OBTAINING ALL NECESSARY GRACE AND GENTLENESS. THE CONTRACTOR SHALL BE RESPONSIBLE FOR OBTAINING ALL NECESSARY MEANNESS AND HUMILITY. THE CONTRACTOR SHALL BE RESPONSIBLE FOR OBTAINING ALL NECESSARY SELF-CONTROL AND RESTRAINT. THE CONTRACTOR SHALL BE RESPONSIBLE FOR OBTAINING ALL NECESSARY WISDOM AND UNDERSTANDING. THE CONTRACTOR SHALL BE RESPONSIBLE FOR OBTAINING ALL NECESSARY FAITH AND BELIEF. THE CONTRACTOR SHALL BE RESPONSIBLE FOR OBTAINING ALL NECESSARY HOPE AND OPTIMISM. THE CONTRACTOR SHALL BE RESPONSIBLE FOR OBTAINING ALL NECESSARY LOVE AND AFFECTION. THE CONTRACTOR SHALL BE RESPONSIBLE FOR OBTAINING ALL NECESSARY PEACE AND HARMONY. THE CONTRACTOR SHALL BE RESPONSIBLE FOR OBTAINING ALL NECESSARY JOY AND HAPPINESS. THE CONTRACTOR SHALL BE RESPONSIBLE FOR OBTAINING ALL NECESSARY GRATITUDE AND APPRECIATION. THE CONTRACTOR SHALL BE RESPONSIBLE FOR OBTAINING ALL NECESSARY KINDNESS AND COMPASSION. THE CONTRACTOR SHALL BE RESPONSIBLE FOR OBTAINING ALL NECESSARY PATIENCE AND CALMNESS. THE CONTRACTOR SHALL BE RESPONSIBLE FOR OBTAINING ALL NECESSARY COURTESY AND POLITENESS. THE CONTRACTOR SHALL BE RESPONSIBLE FOR OBTAINING ALL NECESSARY GRACE AND GENTLENESS. THE CONTRACTOR SHALL BE RESPONSIBLE FOR OBTAINING ALL NECESSARY MEANNESS AND HUMILITY. THE CONTRACTOR SHALL BE RESPONSIBLE FOR OBTAINING ALL NECESSARY SELF-CONTROL AND RESTRAINT. THE CONTRACTOR SHALL BE RESPONSIBLE FOR OBTAINING ALL NECESSARY WISDOM AND UNDERSTANDING. THE CONTRACTOR SHALL BE RESPONSIBLE FOR OBTAINING ALL NECESSARY FAITH AND BELIEF. THE CONTRACTOR SHALL BE RESPONSIBLE FOR OBTAINING ALL NECESSARY HOPE AND OPTIMISM. THE CONTRACTOR SHALL BE RESPONSIBLE FOR OBTAINING ALL NECESSARY LOVE AND AFFECTION. THE CONTRACTOR SHALL BE RESPONSIBLE FOR OBTAINING ALL NECESSARY PEACE AND HARMONY. THE CONTRACTOR SHALL BE RESPONSIBLE FOR OBTAINING ALL NECESSARY JOY AND HAPPINESS. THE CONTRACTOR SHALL BE RESPONSIBLE FOR OBTAINING ALL NECESSARY GRATITUDE AND APPRECIATION.



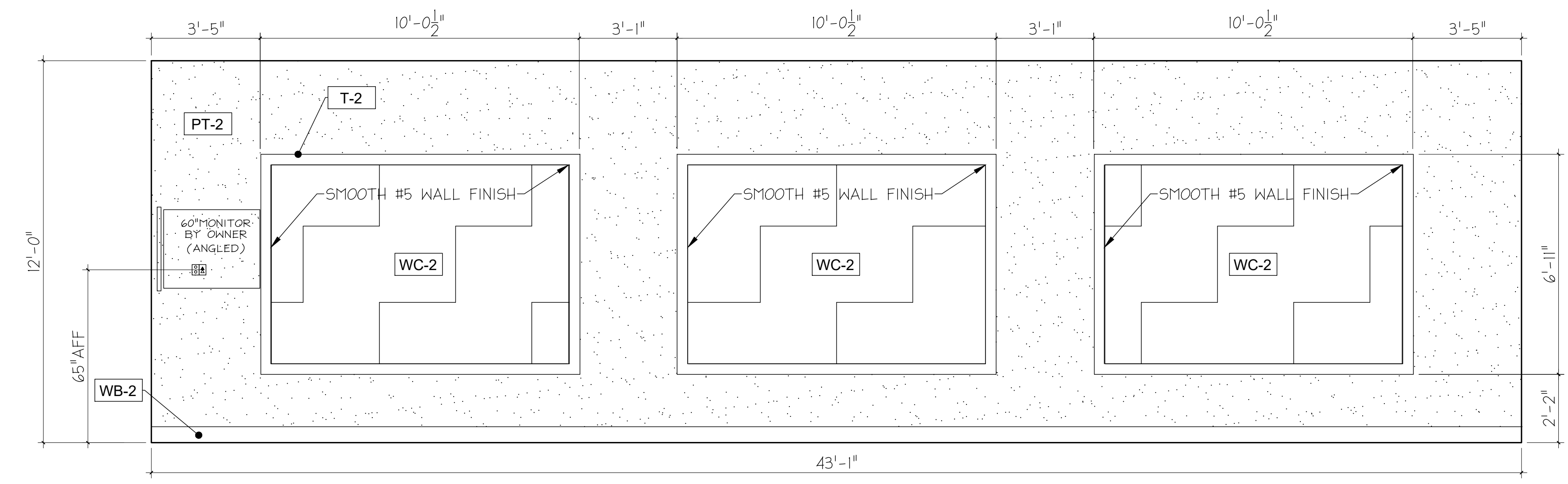
1 INTERIOR ELEVATION
 FITNESS SCALE: 3/8" = 1'-0"



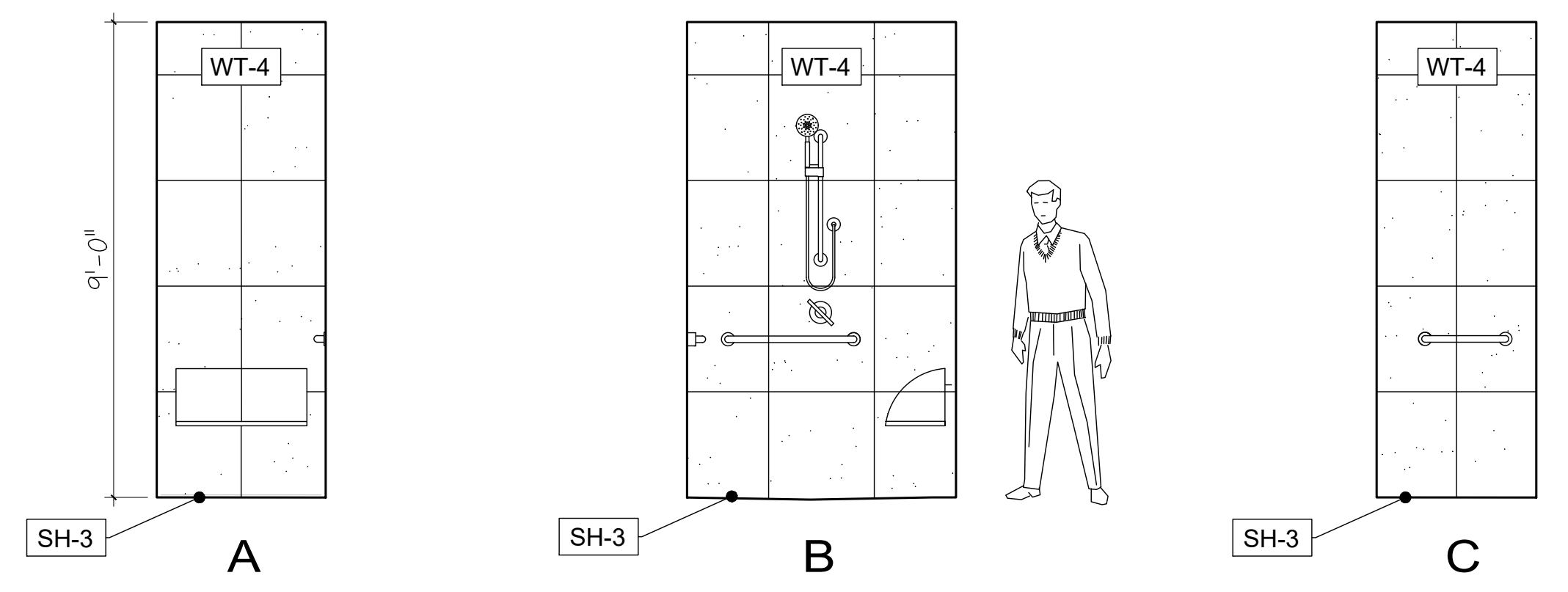
2 INTERIOR ELEVATION
 FITNESS SCALE: 3/8" = 1'-0"



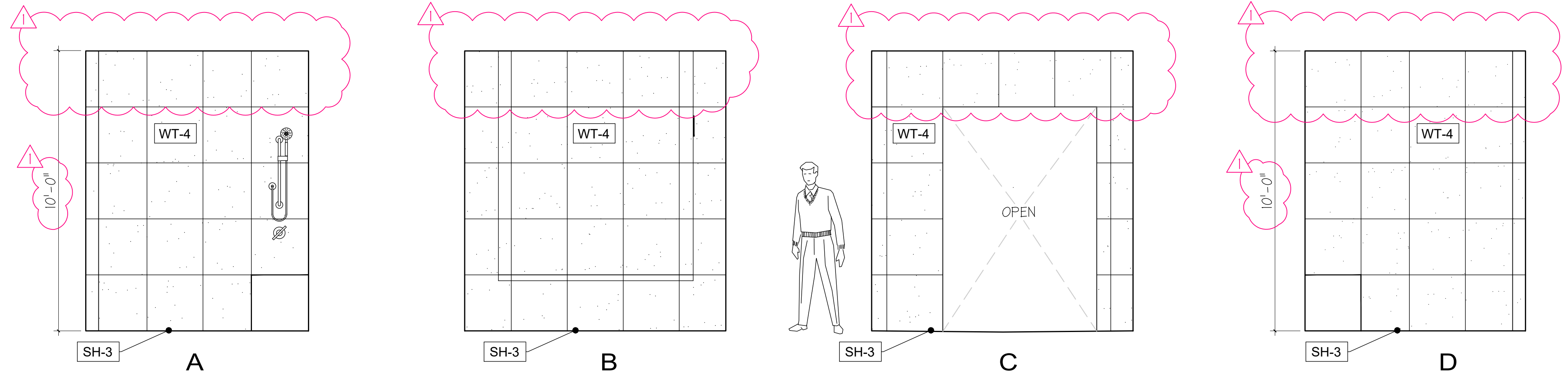
3 INTERIOR ELEVATION
 FITNESS SCALE: 3/8" = 1'-0"



4 INTERIOR ELEVATION
 FITNESS SCALE: 3/8" = 1'-0"



5 INTERIOR ELEVATION
 OUTDOOR SHOWER SCALE: 3/8" = 1'-0"



6 INTERIOR ELEVATION
 DOG WASH SCALE: 3/8" = 1'-0"

NOTE: REFER TO ID8 FOR FINISH SCHEDULE

CLIENT NAME: AHV COMMUNITIES
 PROJECT NAME: CYPRESS HEIGHTS - RECREATION CENTER & LEASING OFFICES
 PROJECT LOCATION: CYPRESS, TX 77433
 SHEET NUMBER: INTERIOR ELEVATIONS

Creative License
 international

REVISIONS:

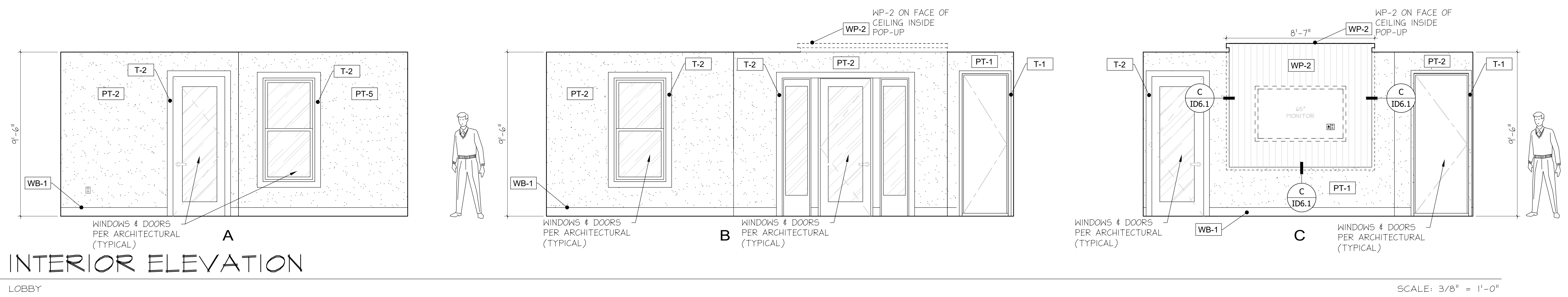
▲	GENERAL REVISION 1-30-24
---	--------------------------

INSTALL DATE:
 SCALE:
 DATE: 11-17-23
 JOB NUMBER: 26506
 DRAWN BY: AM/KH
 PM: 000
 AE: JF

SHEET: ID6.2

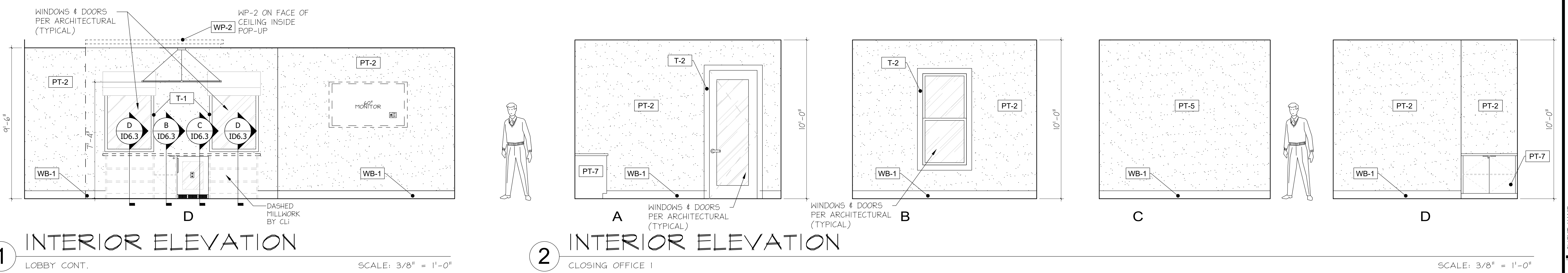
SHEET SIZE: 30" X 42"

NOTES:
 THESE DOCUMENTS PROVIDE DESIGN INTENT ONLY AND ARE NOT TO BE USED FOR CONSTRUCTION. THE CONTRACTOR SHALL BE RESPONSIBLE FOR OBTAINING ALL NECESSARY PERMITS, APPROVALS, AND REGULATORY REQUIREMENTS. THE CONTRACTOR SHALL BE RESPONSIBLE FOR OBTAINING ALL NECESSARY PERMITS, APPROVALS, AND REGULATORY REQUIREMENTS. THE CONTRACTOR SHALL BE RESPONSIBLE FOR OBTAINING ALL NECESSARY PERMITS, APPROVALS, AND REGULATORY REQUIREMENTS. THE CONTRACTOR SHALL BE RESPONSIBLE FOR OBTAINING ALL NECESSARY PERMITS, APPROVALS, AND REGULATORY REQUIREMENTS.



1 INTERIOR ELEVATION
 LOBBY

SCALE: 3/8" = 1'-0"

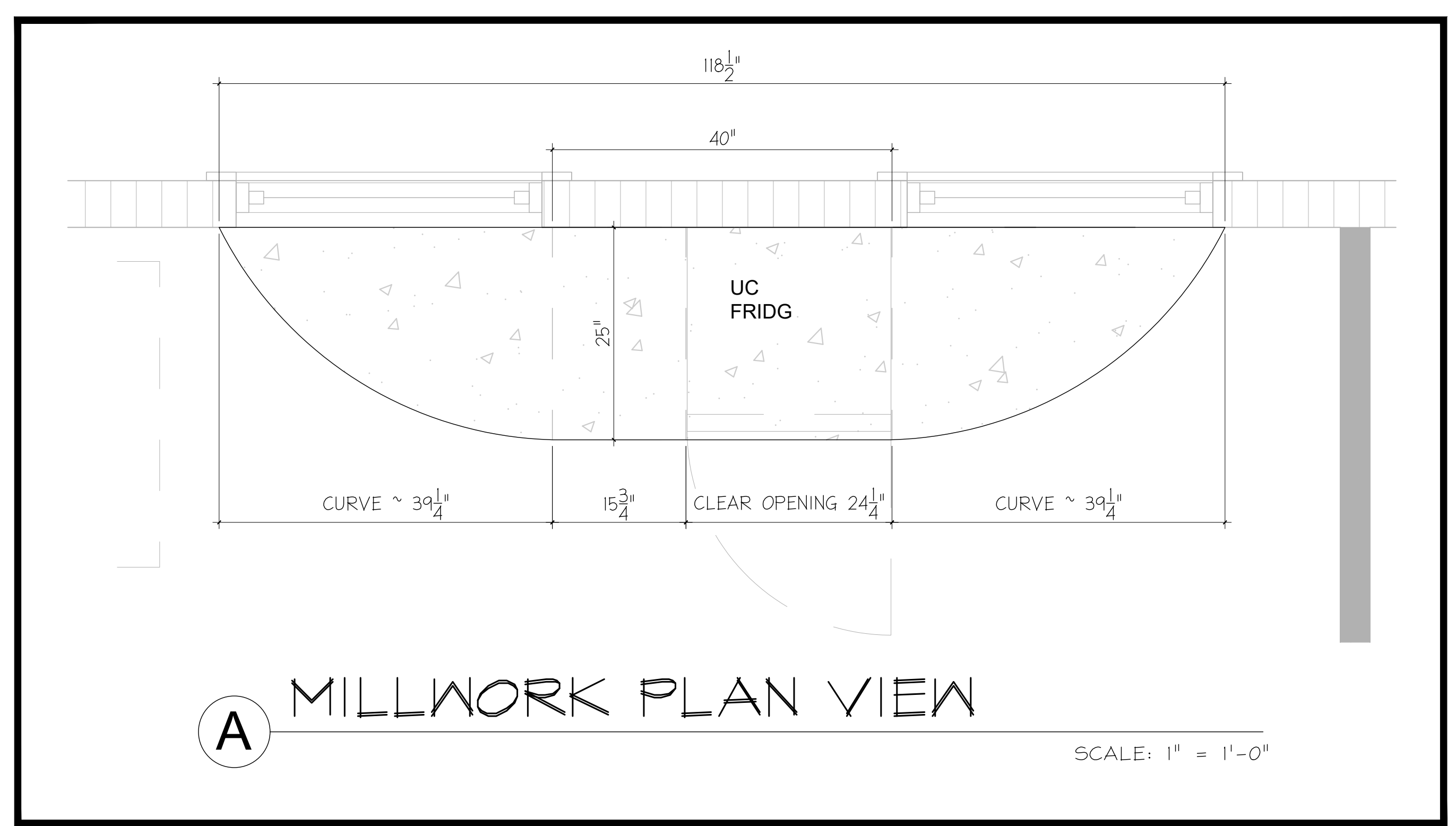


1 INTERIOR ELEVATION
 LOBBY CONT.

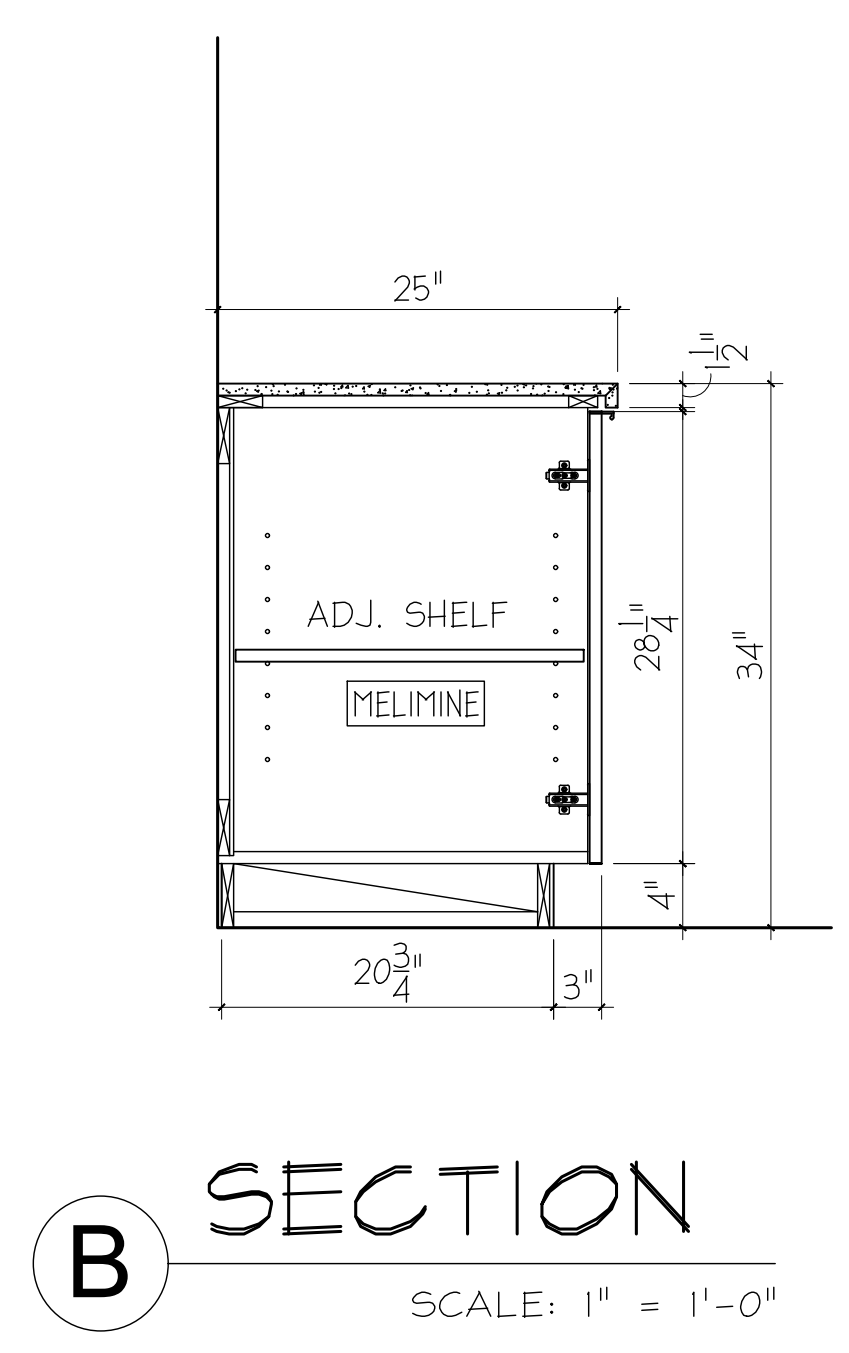
SCALE: 3/8" = 1'-0"

2 INTERIOR ELEVATION
 CLOSING OFFICE 1

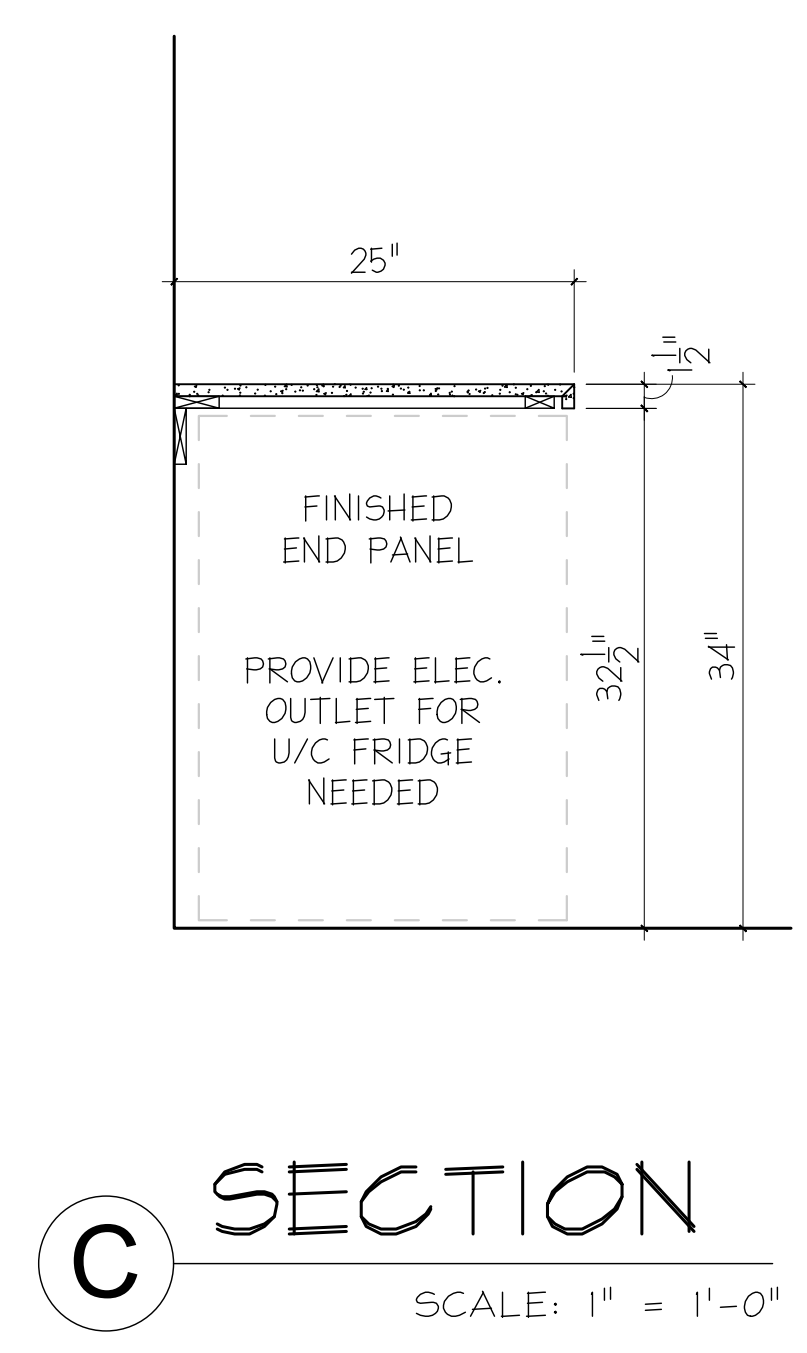
SCALE: 3/8" = 1'-0"



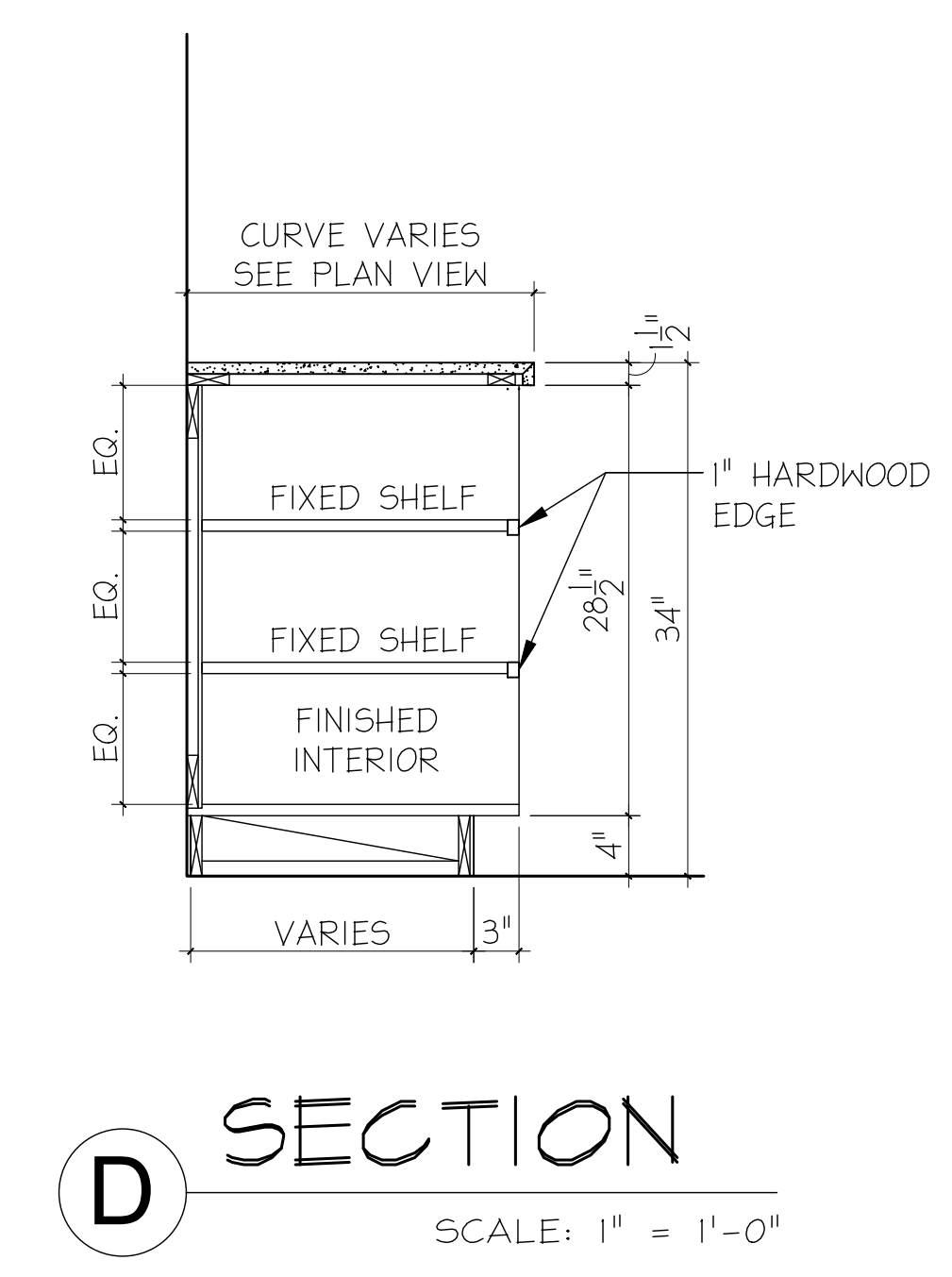
A MILLWORK PLAN VIEW
 SCALE: 1" = 1'-0"



B SECTION
 SCALE: 1" = 1'-0"



C SECTION
 SCALE: 1" = 1'-0"



D SECTION
 SCALE: 1" = 1'-0"

NOTE: REFER TO ID8 FOR FINISH SCHEDULE

CLIENT NAME: AHV COMMUNITIES
 PROJECT NAME: CYPRESS HEIGHTS - RECREATION CENTER & LEASING OFFICES
 PROJECT LOCATION: CYPRESS, TX 77433
 SHEET NUMBER: INTERIOR ELEVATIONS

CreativeLicense
 international

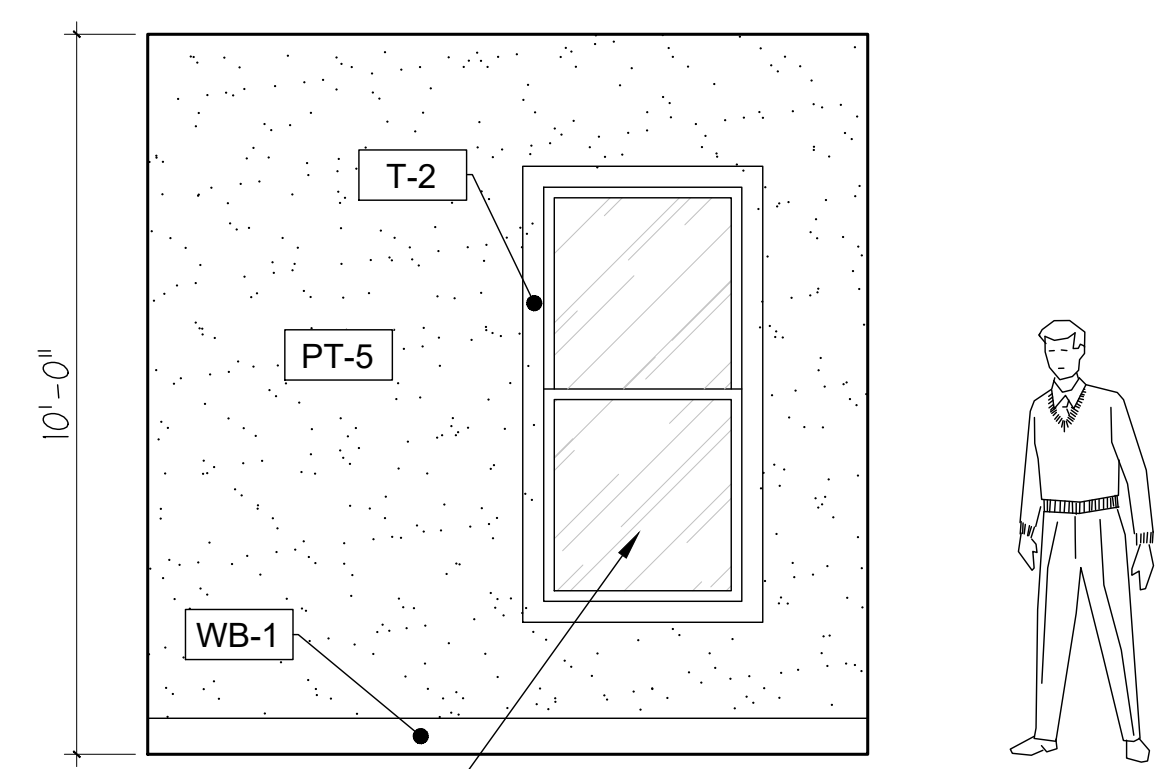
REVISIONS:
 GENERAL REVISION 1-30-24

INSTALL DATE:
 SCALE:
 DATE: 11-17-23
 JOB NUMBER: 26506
 DRAWN BY: AM/KH
 PM: 000
 AE: JF

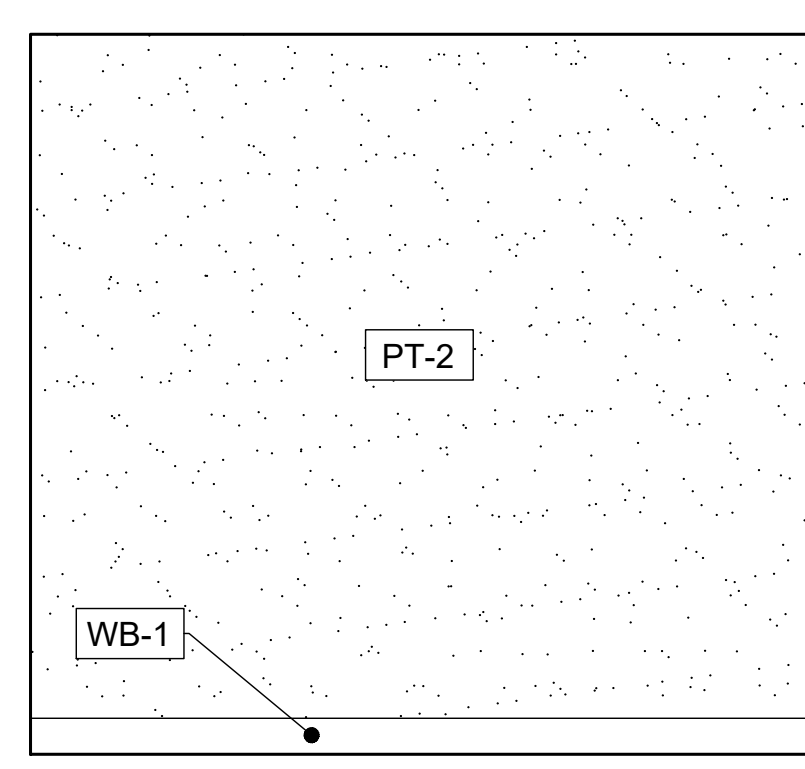
SHEET: ID6.3

SHEET SIZE: 30" X 42"

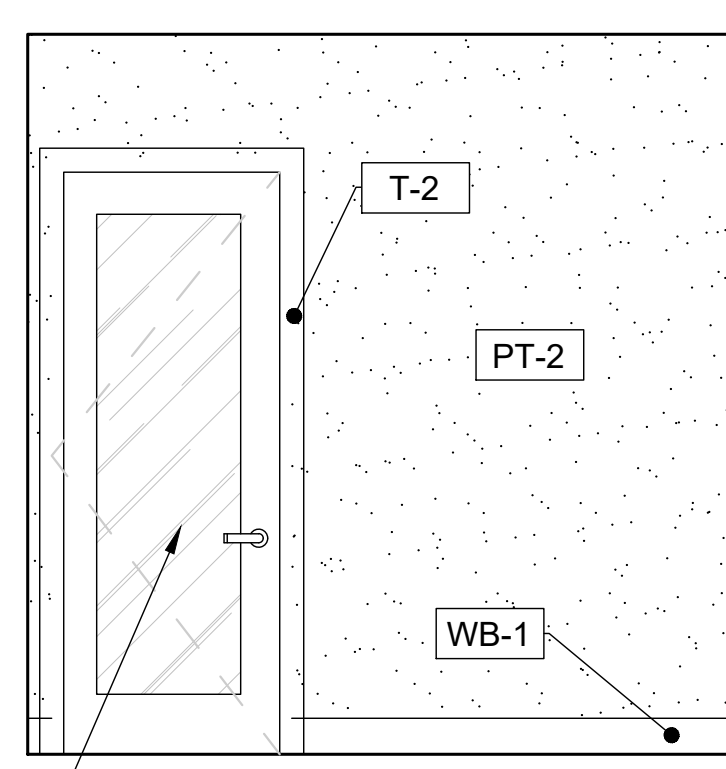
NOTES:
 THESE DOCUMENTS PROVIDE DESIGN INTENT ONLY AND ARE NOT TO BE USED FOR CONSTRUCTION. THE ARCHITECTURAL, MECHANICAL, ELECTRICAL, PLUMBING, AND STRUCTURAL CONTRACTORS SHALL VERIFY ALL CONDITIONS AND MATERIALS IN THE FIELD AND SHALL BE RESPONSIBLE FOR ANY CORRECTIONS. THE ARCHITECT ASSUMES NO LIABILITY FOR ANY DAMAGE TO PERSONS OR PROPERTY CAUSED BY THE USE OF THESE DOCUMENTS. THE ARCHITECT ASSUMES NO LIABILITY FOR ANY DAMAGE TO PERSONS OR PROPERTY CAUSED BY THE USE OF THESE DOCUMENTS. THE ARCHITECT ASSUMES NO LIABILITY FOR ANY DAMAGE TO PERSONS OR PROPERTY CAUSED BY THE USE OF THESE DOCUMENTS.



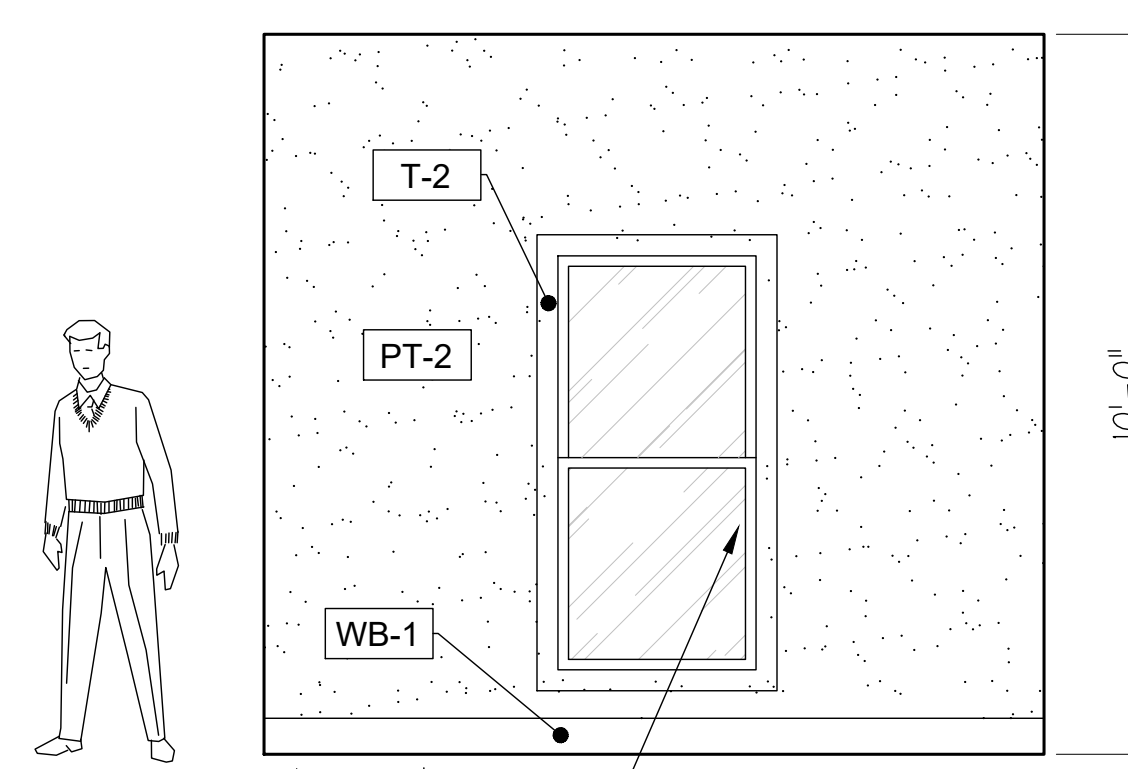
WINDOWS & DOORS
 PER ARCHITECTURAL
 (TYPICAL)



B



C



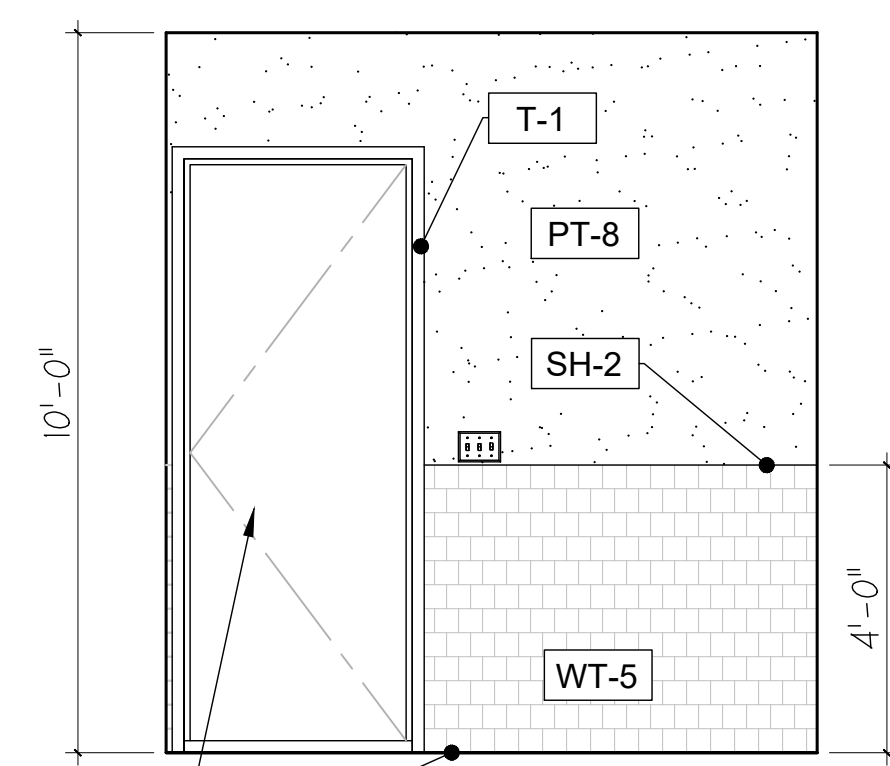
WINDOWS & DOORS
 PER ARCHITECTURAL
 (TYPICAL)

SCALE: 3/8" = 1'-0"

1 INTERIOR ELEVATION

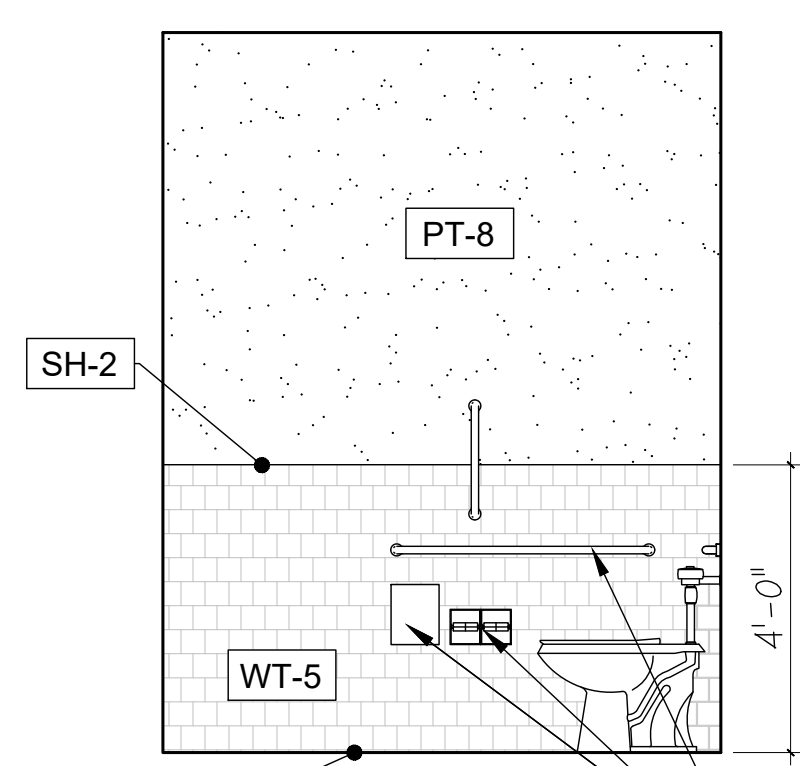
CLOSING OFFICE 2

1

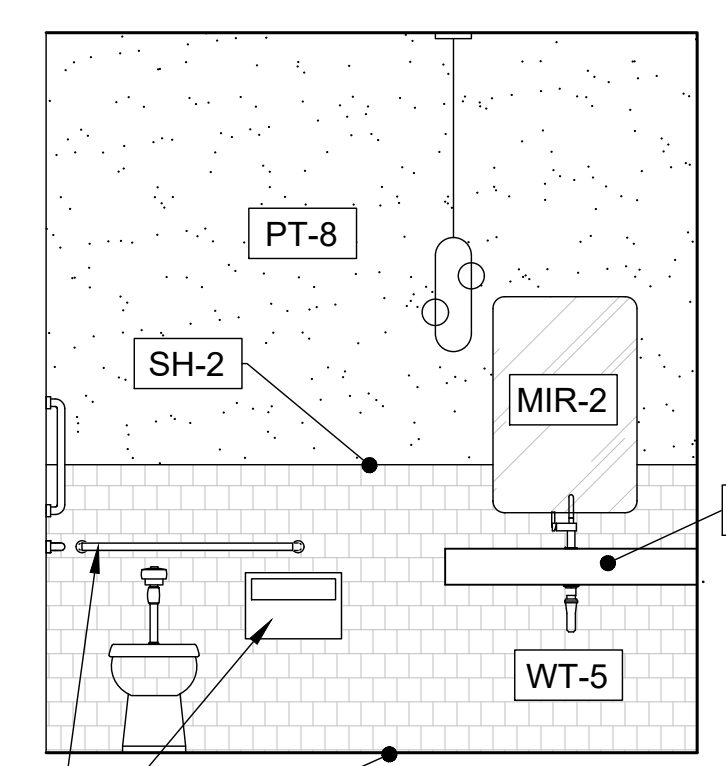


WINDOWS & DOORS
 PER ARCHITECTURAL
 (TYPICAL)

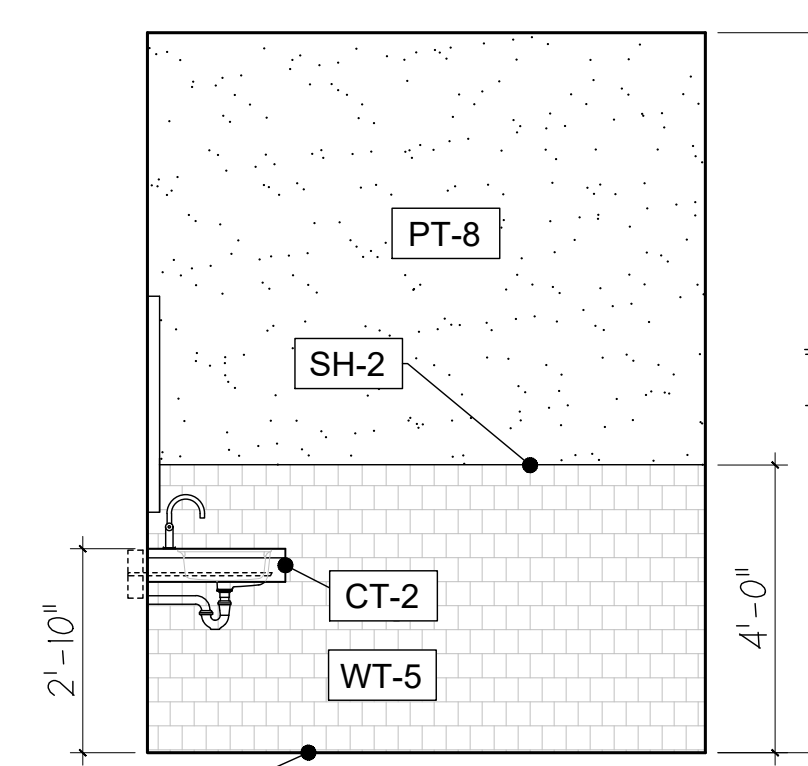
A



B



C



D

SEE ARCH. FOR ACCESSORIES, SEE
 PLUMBING DWGS FOR FIXTURES

SCALE: 3/8" = 1'-0"

2 INTERIOR ELEVATION

LEASING UNISEX RESTROOM

2

CLIENT NAME:
AHV COMMUNITIES
 PROJECT NAME:
CYPRESS HEIGHTS - RECREATION CENTER & LEASING OFFICES
 PROJECT LOCATION:
CYPRESS, TX 77433
 SHEET NUMBER:
INTERIOR ELEVATIONS



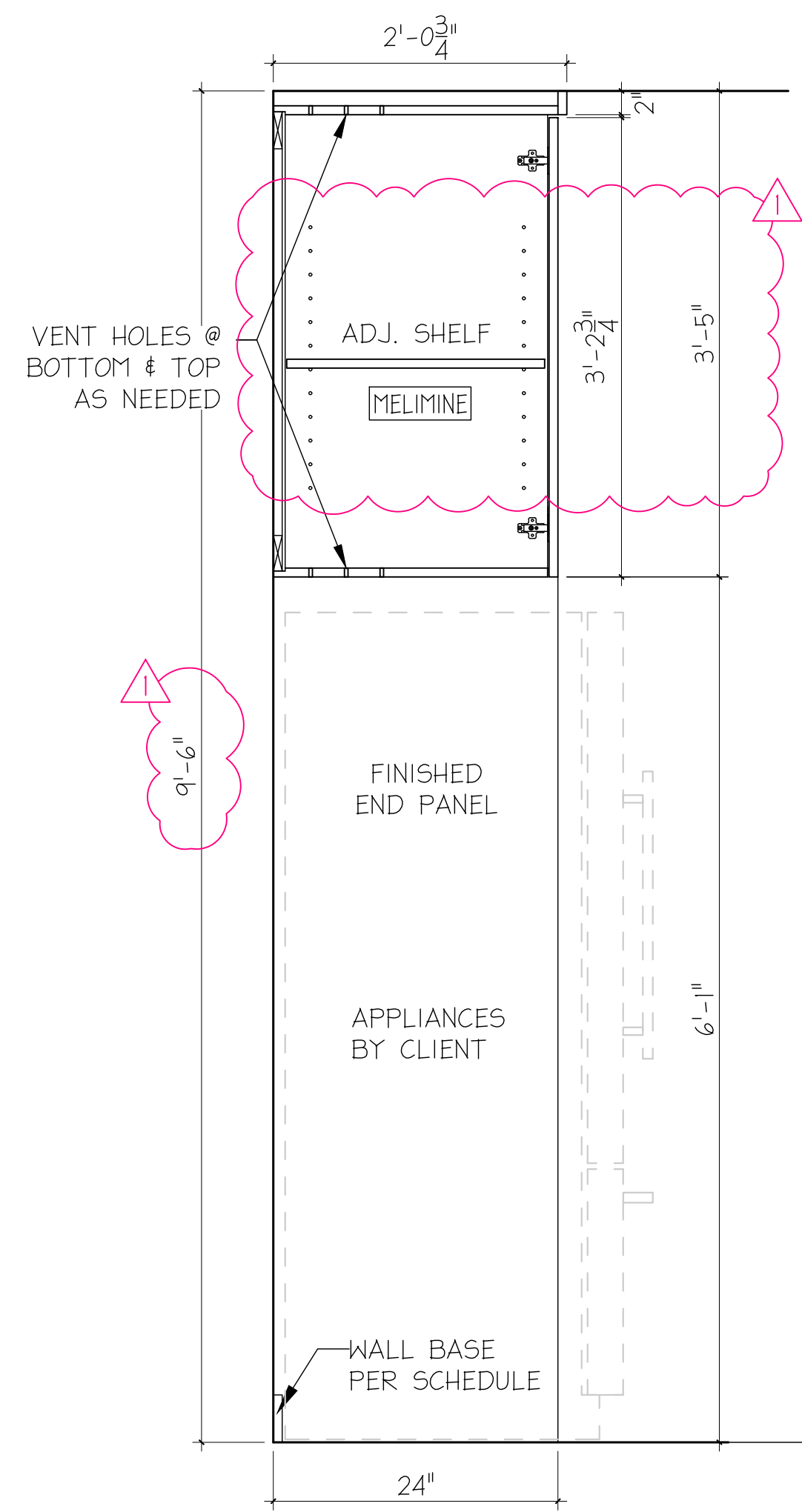
REVISIONS:
 GENERAL REVISION 1-30-24

INSTALL DATE:
 SCALE:
 DATE: 11-17-23
 JOB NUMBER: 26506
 DRAWN BY: AM/KH
 PM: 000
 AE: JF

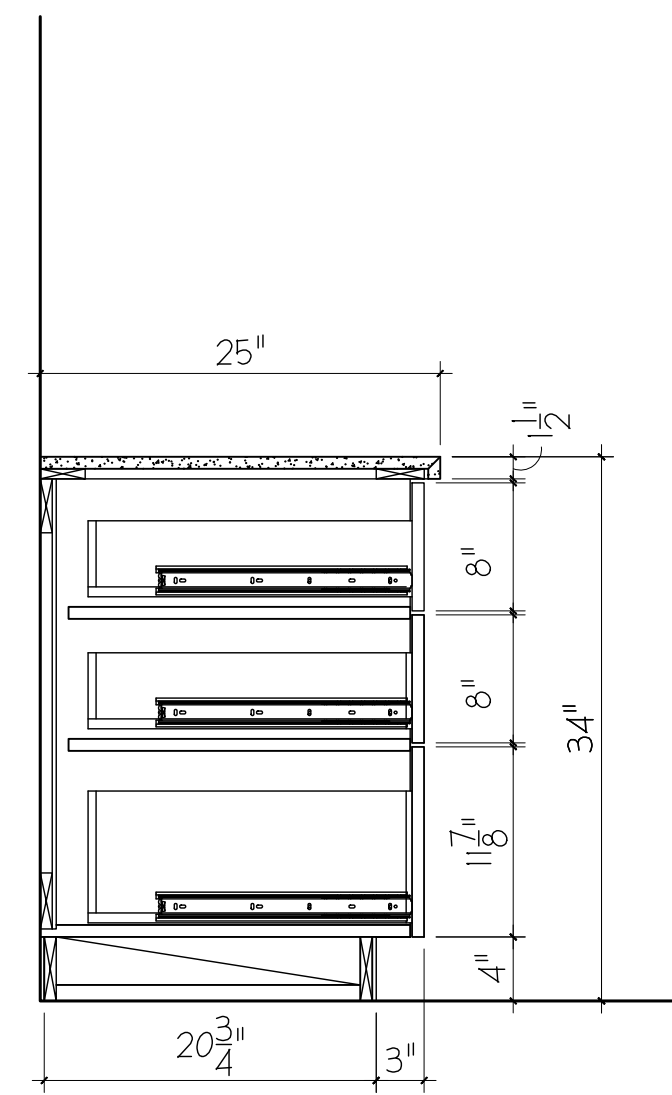
SHEET:
ID6.4

NOTE: REFER TO ID8 FOR FINISH SCHEDULE

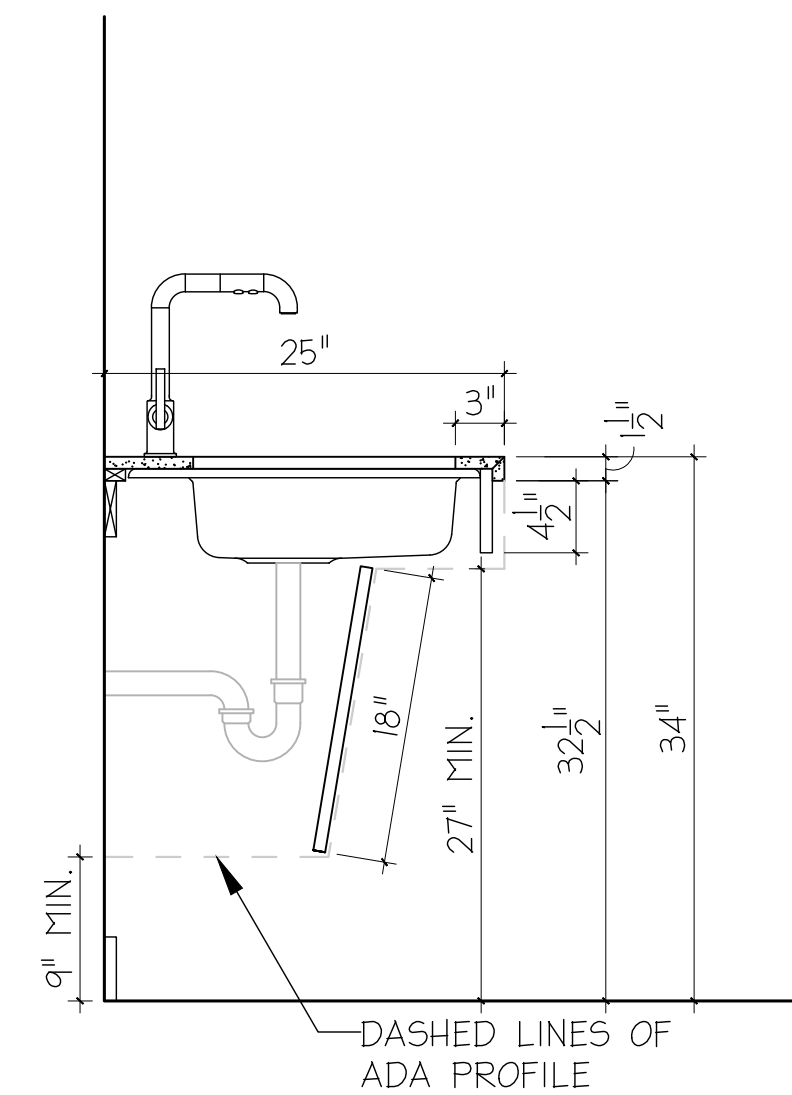
NOTES:
 1. THESE DOCUMENTS PROVIDE DESIGN ONLY AND ARE NOT TO BE USED FOR CONSTRUCTION. THE CONTRACTOR SHALL BE RESPONSIBLE FOR OBTAINING ALL NECESSARY PERMITS, APPROVALS, AND REGULATORY REQUIREMENTS. THE CONTRACTOR SHALL BE RESPONSIBLE FOR OBTAINING ALL NECESSARY PERMITS, APPROVALS, AND REGULATORY REQUIREMENTS. THE CONTRACTOR SHALL BE RESPONSIBLE FOR OBTAINING ALL NECESSARY PERMITS, APPROVALS, AND REGULATORY REQUIREMENTS. THE CONTRACTOR SHALL BE RESPONSIBLE FOR OBTAINING ALL NECESSARY PERMITS, APPROVALS, AND REGULATORY REQUIREMENTS.



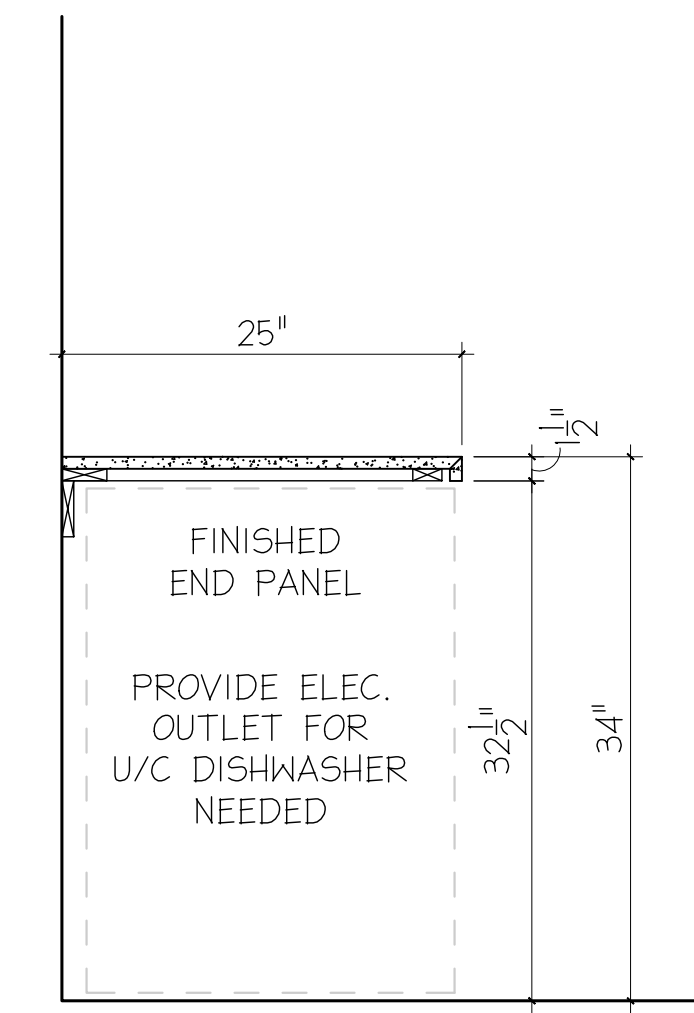
A SECTION
 SCALE: 1" = 1'-0"



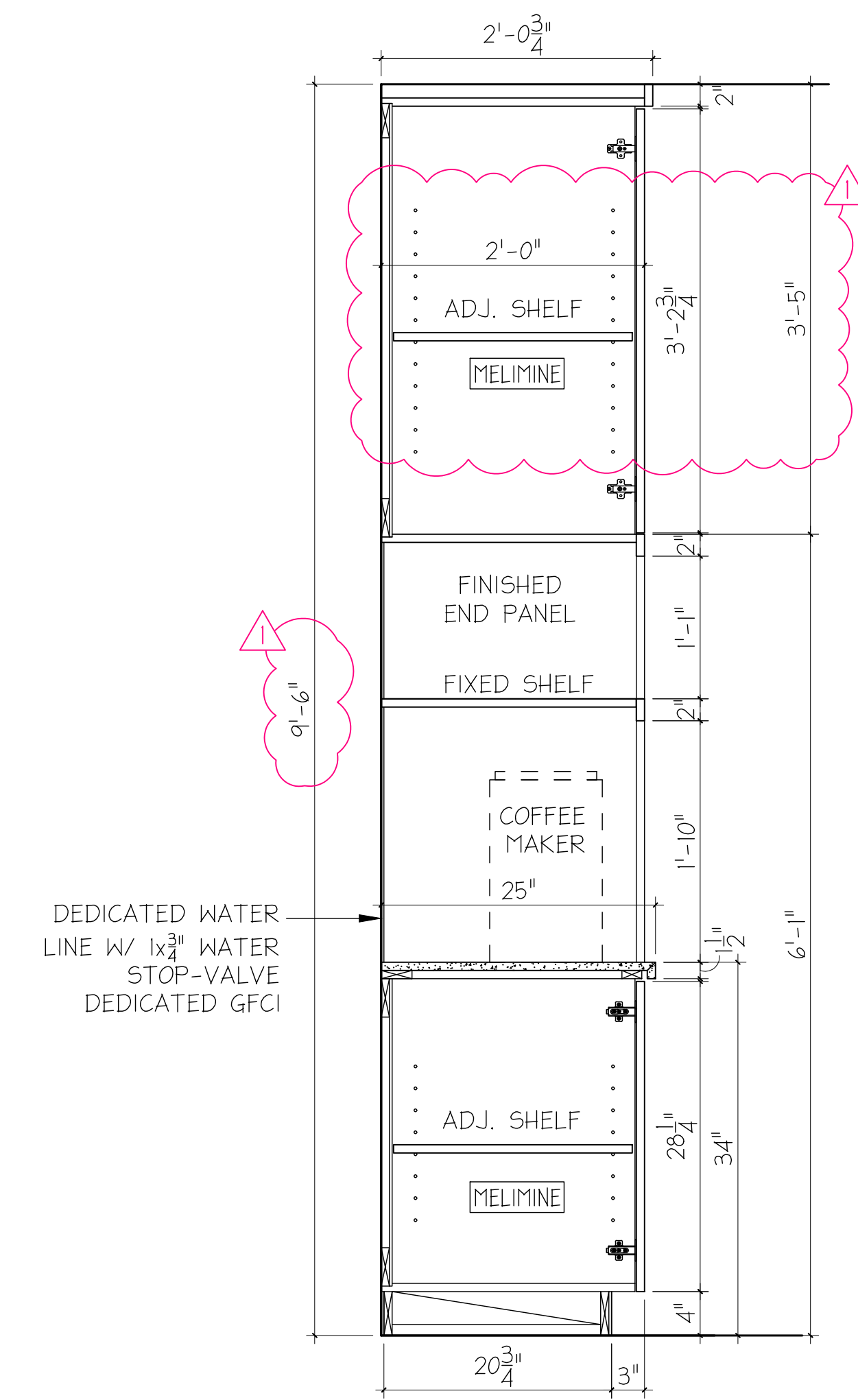
B SECTION
 SCALE: 1" = 1'-0"



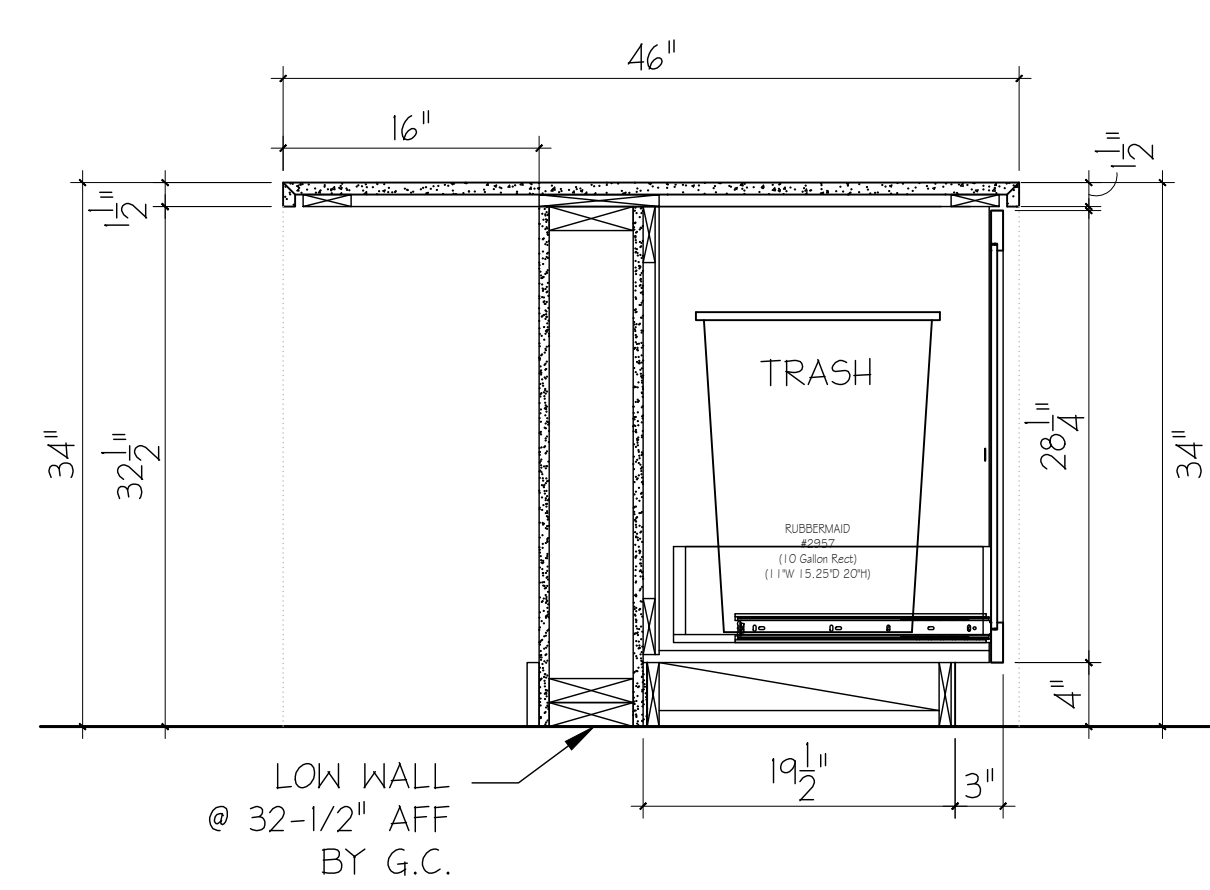
C SECTION
 SCALE: 1" = 1'-0"



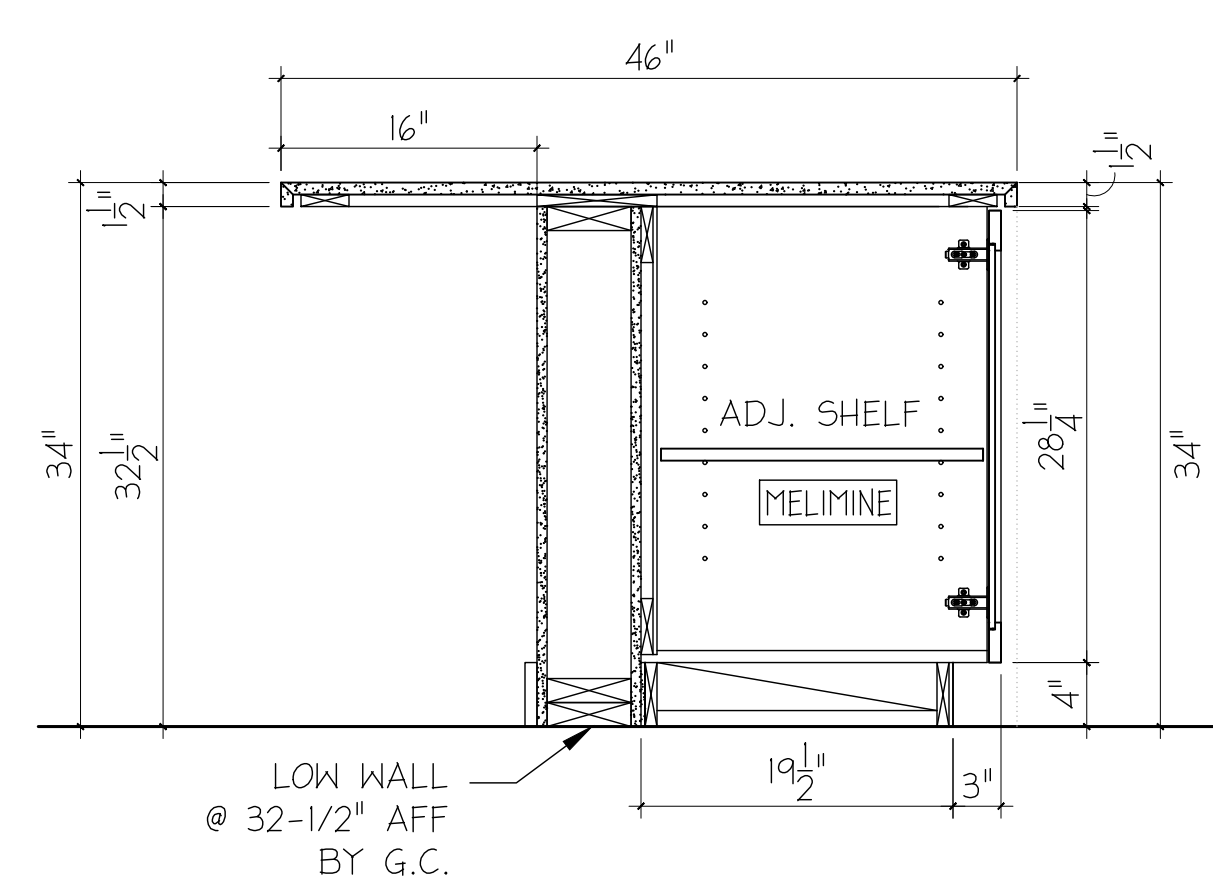
D SECTION
 SCALE: 1" = 1'-0"



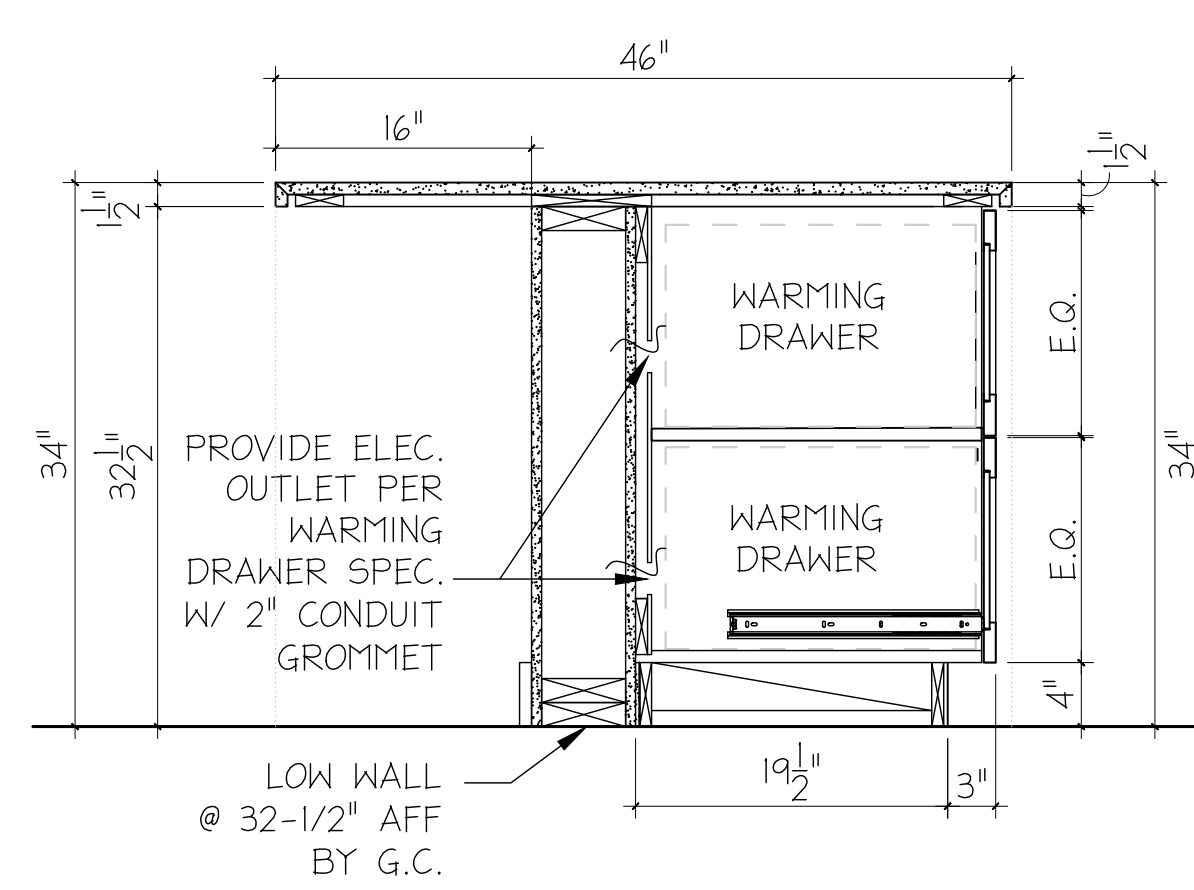
E SECTION
 SCALE: 1" = 1'-0"



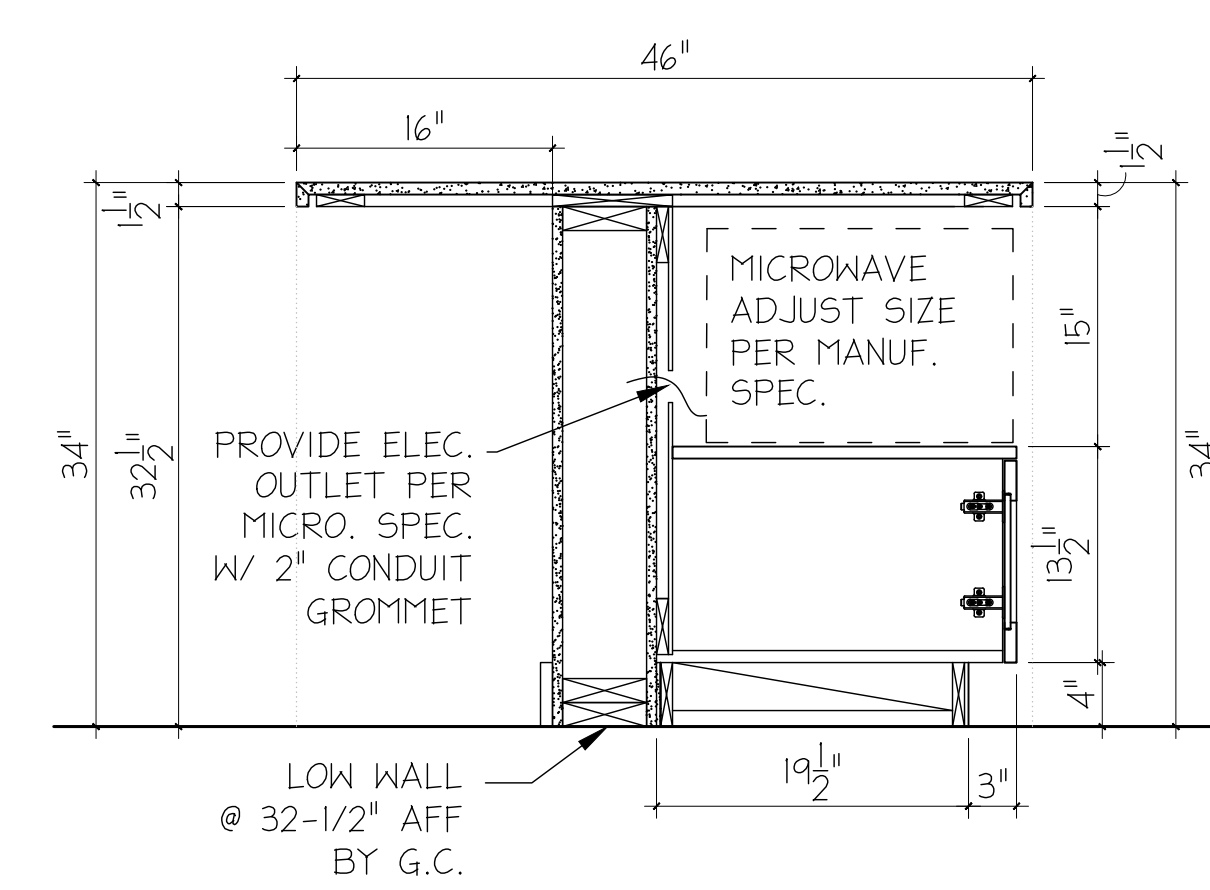
F SECTION
 SCALE: 1" = 1'-0"



G SECTION
 SCALE: 1" = 1'-0"



H SECTION
 SCALE: 1" = 1'-0"



I SECTION
 SCALE: 1" = 1'-0"

NOTE: REFER TO ID8 FOR FINISH SCHEDULE

CLIENT NAME: **AHV COMMUNITIES**
 PROJECT NAME: **CYPRESS HEIGHTS - RECREATION CENTER & LEASING OFFICES**
 PROJECT LOCATION: **CYPRESS, TX 77433**
 SHEET TITLE: **SECTIONS & DETAILS**

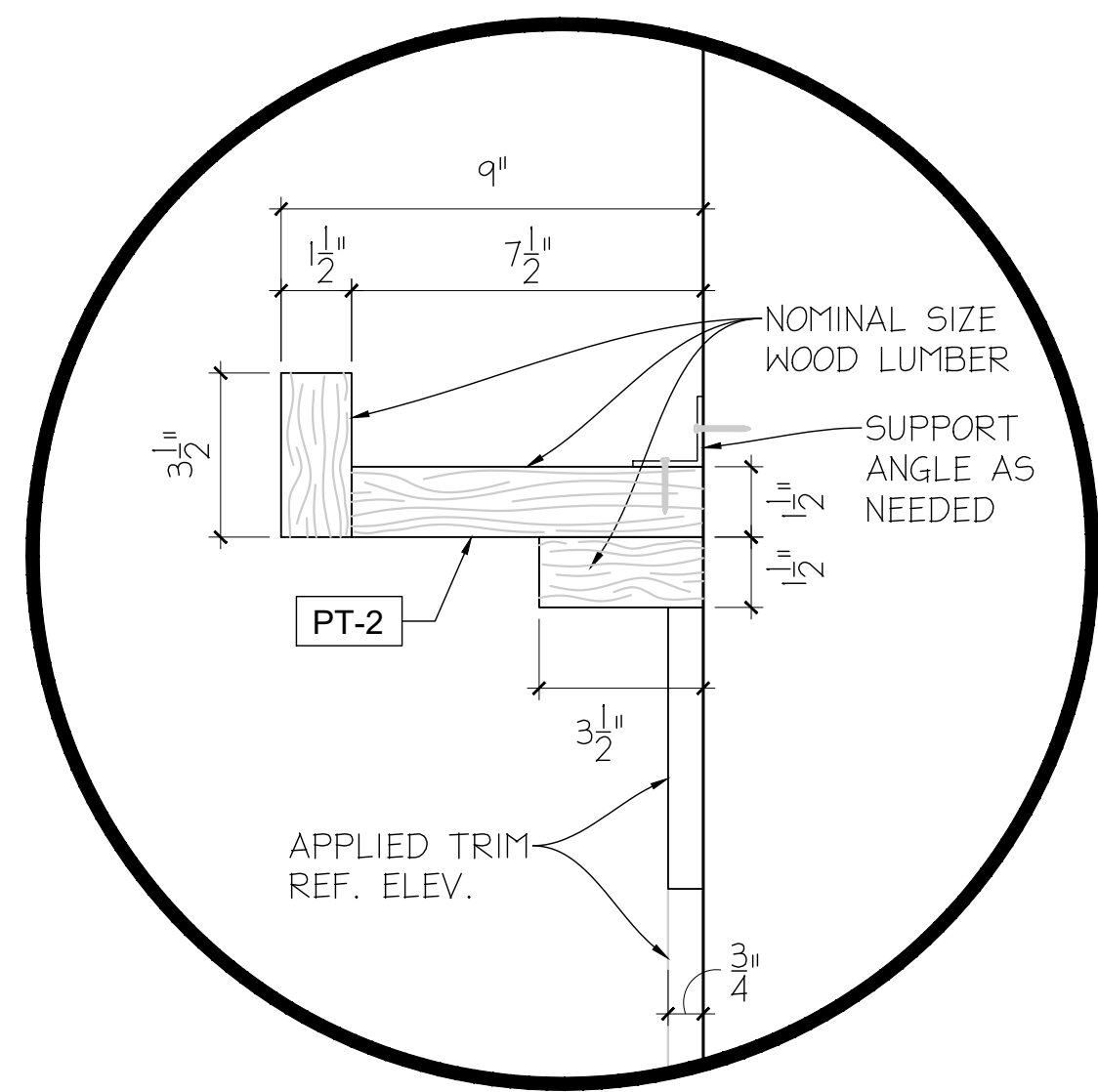


REVISIONS:
 GENERAL REVISION 1-30-24

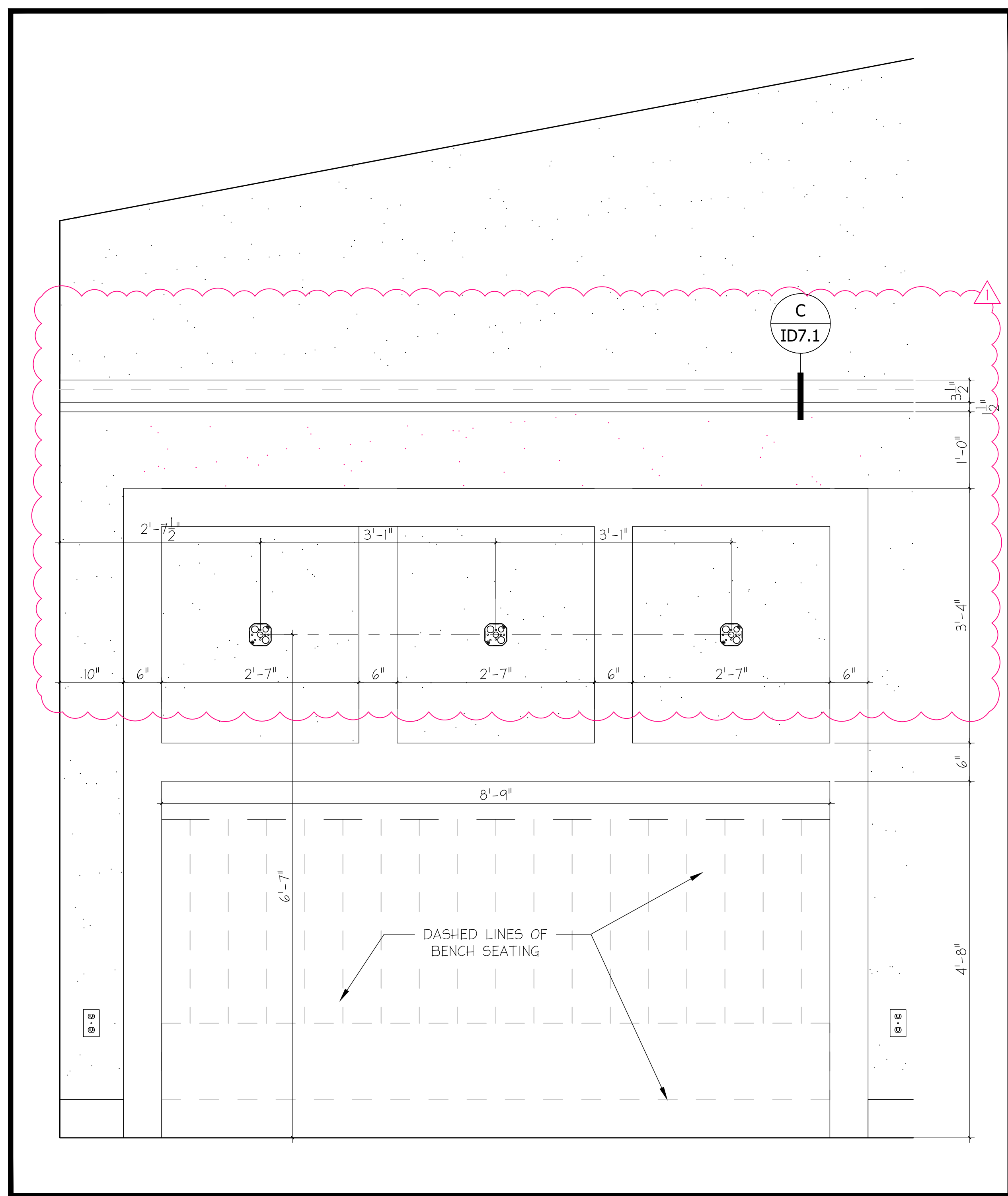
INSTALL DATE:
 SCALE:
 DATE: 11-17-23
 JOB NUMBER: 26506
 DRAWN BY: AM/KH
 PM: 000
 AE: JF

SHEET: **ID7**

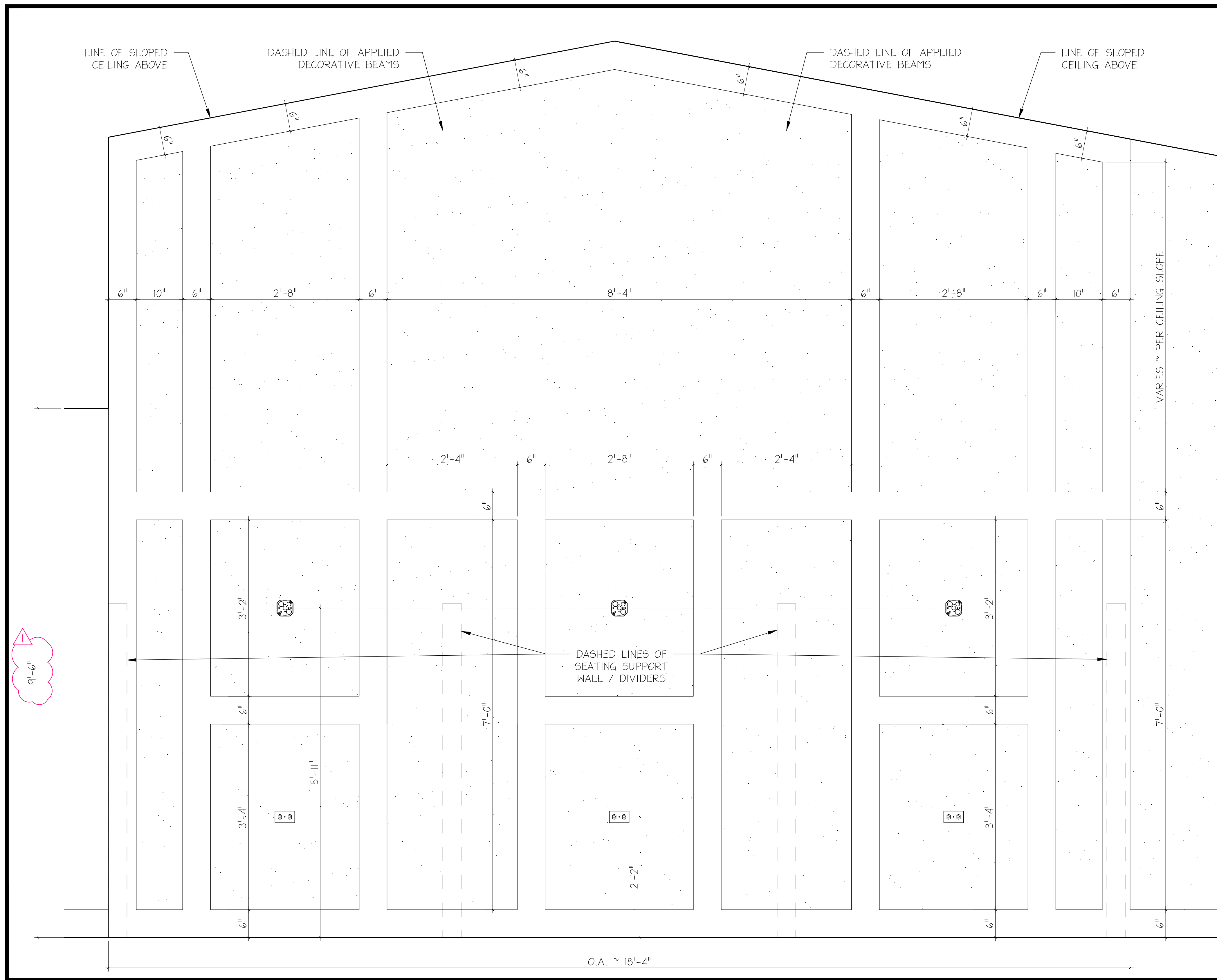
SHEET SIZE: 30" X 42"



C SHELF DETAIL
ART SHELF SCALE: 3" = 1'-0"



A ENLARGED ELEVATION SCALE: 1" = 1'-0"



B ENLARGED ELEVATION SCALE: 1" = 1'-0"

NOTE: REFER TO ID8 FOR FINISH SCHEDULE

NOTES:
1. THESE DOCUMENTS PROVIDE DESIGN ONLY AND ARE NOT TO BE USED FOR CONSTRUCTION. THE CONTRACTOR SHALL BE RESPONSIBLE FOR VERIFYING ALL DIMENSIONS, MATERIALS, AND METHODS OF CONSTRUCTION AND SHALL OBTAIN ALL NECESSARY PERMITS AND APPROVALS FROM THE LOCAL AUTHORITY. THE CONTRACTOR SHALL BE RESPONSIBLE FOR OBTAINING ALL NECESSARY PERMITS AND APPROVALS FROM THE LOCAL AUTHORITY. THE CONTRACTOR SHALL BE RESPONSIBLE FOR OBTAINING ALL NECESSARY PERMITS AND APPROVALS FROM THE LOCAL AUTHORITY. THE CONTRACTOR SHALL BE RESPONSIBLE FOR OBTAINING ALL NECESSARY PERMITS AND APPROVALS FROM THE LOCAL AUTHORITY.

CLIENT NAME: AHV COMMUNITIES
PROJECT NAME: CYPRESS HEIGHTS - RECREATION CENTER & LEASING OFFICES
PROJECT LOCATION: CYPRESS, TX 77433
SHEET NAME: ENLARGED ELEVATIONS & SHELF DETAIL



REVISIONS:
GENERAL REVISION 1-30-24

INSTALL DATE:
SCALE:
DATE: 11-17-23
JOB NUMBER: 26506
DRAWN BY: AM/KH
PM: 000
AE: JF

SHEET: ID7.1

THESE DOCUMENTS PROVIDE DESIGN INTENT ONLY AND ARE NOT TO BE USED FOR CONSTRUCTION. THE CONTRACTOR SHALL BE RESPONSIBLE FOR VERIFYING ALL DIMENSIONS, MATERIALS, AND METHODS OF CONSTRUCTION AND SHALL BE RESPONSIBLE FOR OBTAINING ALL NECESSARY PERMITS AND APPROVALS FROM ALL APPLICABLE AGENCIES. THE CONTRACTOR SHALL BE RESPONSIBLE FOR OBTAINING ALL NECESSARY PERMITS AND APPROVALS FROM ALL APPLICABLE AGENCIES. THE CONTRACTOR SHALL BE RESPONSIBLE FOR OBTAINING ALL NECESSARY PERMITS AND APPROVALS FROM ALL APPLICABLE AGENCIES.



Project Name: Cypress Heights Amenity Center Project Number: 26506

The General Contractor shall be responsible to supply and install any items not listed as being supplied by others

ITEM	RESPONSIBILITY SCHEDULE				REMARKS
	OWNER	CREATIVE LICENSE ARCHITECT - GENERAL CONTRACTOR	OWNER	CREATIVE LICENSE ARCHITECT - GENERAL CONTRACTOR	
GENERAL CONSTRUCTION					
Interior Partitions - Wall type		X	X		X
Interior Partitions - Wall Location		X	X		X
Flooring and Base - Material Specification		X	X		X
Flooring and Base - Material Location		X	X		X
Appliances - Public		X	X		X
Paint - Color & Finish Specification		X	X		X
GYP. BD. Soffit & Framing		X	X		X
GYP. BD. Soffit - Location		X	X		X
Doors & Hardware - Specification		X	X		X
Tile Wall - Location & Specification		X	X		X
Wallcovering		X	X		X
Countertop		X	X		X
Bathroom Partitions		X	X		X
In-wall Blocking - Location		X	X		X
In-wall Blocking - Type		X	X		X
ELECTRICAL AND PLUMBING					
Lighting Architectural - Fixtures		X	X		X
Lighting Architectural - Locations		X	X		X
Lighting Decorative - Fixtures		X	X		X
Lighting Decorative - Locations		X	X		X
Outlet Locations - Typical		X	X		X
Conduit - AV, Data, Cable		X	X		X
Telephone Systems	X		X		X
Admin. Systems (Computers, Copiers, etc.)	X		X		X
PLUMBING					
Toilets		X	X		X
Sinks		X	X		X
Faucets		X	X		X
TP Holder		X	X		X
Paper Towel Dispenser / Hand Dryer		X	X		X
Soap Dispenser		X	X		X
SPECIALTY ITEMS					
Procured Furniture & Accessories		X	X		X
Office Furniture		X	X		X
AV (Monitors, etc.)	X		X		T.B.D.
AV - Program/Content	X		X		T.B.D.
Built-in Millwork		X	X		X
Millwork - Countertop		X	X		X
Artwork		X	X		X
Artwork Input (Copy, Images, etc.)	X		X		X
SIGNAGE					
Interior Signage - Wayfinding		X	X		X
Interior Signage - Graphic		X	X		X
Interior Signage - ADA		X	X		X
Exterior Signage	X		X		X
PROGRESS PHOTOS					
Site Progress Photographs		X	X		X
Key:					
Specified - Identify and clearly define finishes and/or materials					
Furnished - Procured or provided by					
Installed - Placed or fixed in location and made ready for use					
BOH - Back Of House					
* Refer to drawings submitted by CLI					
Note: Responsibility Schedule subject to change per CLI and/or client until time of signed fabrication agreement.					

CLIENT PROJECT NAME	REV	DATE	DESCRIPTION
CPT 1	1	10/17/2023	FINISH SCHEDULE
	2	12/20/23	REVISION
LVT 1	1	10/17/2023	FINISH SCHEDULE
	2	12/20/23	REVISION
RF 1	1	10/17/2023	FINISH SCHEDULE
	2	12/20/23	REVISION
FT 3	1	10/17/2023	FINISH SCHEDULE
	2	12/20/23	REVISION
CS-1	1	10/17/2023	FINISH SCHEDULE
	2	12/20/23	REVISION
PT-1	1	10/17/2023	FINISH SCHEDULE
	2	12/20/23	REVISION
PT-2	1	10/17/2023	FINISH SCHEDULE
	2	12/20/23	REVISION
PT-3	1	10/17/2023	FINISH SCHEDULE
	2	12/20/23	REVISION
PT-4	1	10/17/2023	FINISH SCHEDULE
	2	12/20/23	REVISION
PT-5	1	10/17/2023	FINISH SCHEDULE
	2	12/20/23	REVISION
PT-6	1	10/17/2023	FINISH SCHEDULE
	2	12/20/23	REVISION
PT-7	1	10/17/2023	FINISH SCHEDULE
	2	12/20/23	REVISION
PT-8	1	10/17/2023	FINISH SCHEDULE
	2	12/20/23	REVISION
WT 1	1	10/17/2023	FINISH SCHEDULE
	2	12/20/23	REVISION
WT 2	1	10/17/2023	FINISH SCHEDULE
	2	12/20/23	REVISION
WT 3	1	10/17/2023	FINISH SCHEDULE
	2	12/20/23	REVISION
WT 4	1	10/17/2023	FINISH SCHEDULE
	2	12/20/23	REVISION
WT 5	1	10/17/2023	FINISH SCHEDULE
	2	12/20/23	REVISION
WT 6	1	10/17/2023	FINISH SCHEDULE
	2	12/20/23	REVISION

LOCATION	SOURCE	MANUFACTURER	ITEM NUMBER	FINISH	WIDTH / SIZE	CONSTRUCTION	INSTALL PATTERN	GROUP	LEAD TIME
WC 1	WALLCOVERING	RECREATION	MOMENTUM	COLLECTION	100% VINYL, BACKING OSNABURG	CONSTRUCTION	VERTICAL	MAPES 18 BISKUIT	4 WEEKS
WC 2	WALLCOVERING	RECREATION	WALLCOVERING	FINISH	100% VINYL, BACKING OSNABURG	CONSTRUCTION	VERTICAL	MAPES 18 BISKUIT	4 WEEKS
WC 2	WOOD PANELING	RECREATION	WOOD PANELING	FINISH	100% VINYL, BACKING OSNABURG	CONSTRUCTION	VERTICAL	MAPES 18 BISKUIT	4 WEEKS
WP 1	WOOD PANELING	RECREATION	WOOD PANELING	FINISH	100% VINYL, BACKING OSNABURG	CONSTRUCTION	VERTICAL	MAPES 18 BISKUIT	4 WEEKS
WP 2	WOOD PANELING	RECREATION	WOOD PANELING	FINISH	100% VINYL, BACKING OSNABURG	CONSTRUCTION	VERTICAL	MAPES 18 BISKUIT	4 WEEKS
WB 1	WALL BASE	RECREATION	WALL BASE	FINISH	100% VINYL, BACKING OSNABURG	CONSTRUCTION	VERTICAL	MAPES 18 BISKUIT	4 WEEKS
WB 2	WALL BASE	RECREATION	WALL BASE	FINISH	100% VINYL, BACKING OSNABURG	CONSTRUCTION	VERTICAL	MAPES 18 BISKUIT	4 WEEKS
CT 1	COUNTERTOP	RECREATION	COUNTERTOP	FINISH	100% VINYL, BACKING OSNABURG	CONSTRUCTION	VERTICAL	MAPES 18 BISKUIT	4 WEEKS
CT 2	COUNTERTOP	RECREATION	COUNTERTOP	FINISH	100% VINYL, BACKING OSNABURG	CONSTRUCTION	VERTICAL	MAPES 18 BISKUIT	4 WEEKS
HD 1	DRAWER PULL	RECREATION	DRAWER PULL	FINISH	100% VINYL, BACKING OSNABURG	CONSTRUCTION	VERTICAL	MAPES 18 BISKUIT	4 WEEKS
HD 2	CABINET LOCKS	RECREATION	CABINET LOCKS	FINISH	100% VINYL, BACKING OSNABURG	CONSTRUCTION	VERTICAL	MAPES 18 BISKUIT	4 WEEKS
HD 3	DRAWER PULL	RECREATION	DRAWER PULL	FINISH	100% VINYL, BACKING OSNABURG	CONSTRUCTION	VERTICAL	MAPES 18 BISKUIT	4 WEEKS
SH-1	FLOORING TRANSITION	RECREATION	FLOORING TRANSITION	FINISH	100% VINYL, BACKING OSNABURG	CONSTRUCTION	VERTICAL	MAPES 18 BISKUIT	4 WEEKS
SH-2	WALL TILE TRANSITION	RECREATION	WALL TILE TRANSITION	FINISH	100% VINYL, BACKING OSNABURG	CONSTRUCTION	VERTICAL	MAPES 18 BISKUIT	4 WEEKS
SH-3	WALL BASE	RECREATION	WALL BASE	FINISH	100% VINYL, BACKING OSNABURG	CONSTRUCTION	VERTICAL	MAPES 18 BISKUIT	4 WEEKS
T-1	WOOD TRIM	RECREATION	WOOD TRIM	FINISH	100% VINYL, BACKING OSNABURG	CONSTRUCTION	VERTICAL	MAPES 18 BISKUIT	4 WEEKS
T-2	WOOD TRIM	RECREATION	WOOD TRIM	FINISH	100% VINYL, BACKING OSNABURG	CONSTRUCTION	VERTICAL	MAPES 18 BISKUIT	4 WEEKS
T-3	WOOD TRIM	RECREATION	WOOD TRIM	FINISH	100% VINYL, BACKING OSNABURG	CONSTRUCTION	VERTICAL	MAPES 18 BISKUIT	4 WEEKS
CAB-1	CABINET DOOR PROFILE	RECREATION	CABINET DOOR PROFILE	FINISH	100% VINYL, BACKING OSNABURG	CONSTRUCTION	VERTICAL	MAPES 18 BISKUIT	4 WEEKS
CB-1	CEILING BEAM	RECREATION	CEILING BEAM	FINISH	100% VINYL, BACKING OSNABURG	CONSTRUCTION	VERTICAL	MAPES 18 BISKUIT	4 WEEKS

EQUIPMENT	LOCATION	SOURCE	MANUFACTURER	ITEM NUMBER	FINISH	WIDTH / SIZE	CONSTRUCTION	INSTALL PATTERN	GROUP	LEAD TIME
EQ-1	KITCHEN	SC PROVIDED	MANUFACTURER	ITEM NUMBER	FINISH	WIDTH / SIZE	CONSTRUCTION	INSTALL PATTERN	GROUP	LEAD TIME
EQ-2	KITCHEN	SC PROVIDED	MANUFACTURER	ITEM NUMBER	FINISH	WIDTH / SIZE	CONSTRUCTION	INSTALL PATTERN	GROUP	LEAD TIME
EQ-3	KITCHEN	SC PROVIDED	MANUFACTURER	ITEM NUMBER	FINISH	WIDTH / SIZE	CONSTRUCTION	INSTALL PATTERN	GROUP	LEAD TIME
EQ-4	KITCHEN	SC PROVIDED	MANUFACTURER	ITEM NUMBER	FINISH	WIDTH / SIZE	CONSTRUCTION	INSTALL PATTERN	GROUP	LEAD TIME
EQ-5	KITCHEN	SC PROVIDED	MANUFACTURER	ITEM NUMBER	FINISH	WIDTH / SIZE	CONSTRUCTION	INSTALL PATTERN	GROUP	LEAD TIME
MIR-1	RECREATION RESTROOMS	SC PROVIDED	MANUFACTURER	ITEM NUMBER	FINISH	WIDTH / SIZE	CONSTRUCTION	INSTALL PATTERN	GROUP	LEAD TIME
MIR-2	LEASING RESTROOM	SC PROVIDED	MANUFACTURER	ITEM NUMBER	FINISH	WIDTH / SIZE	CONSTRUCTION	INSTALL PATTERN	GROUP	LEAD TIME

AHV COMMUNITIES
CYPRESS HEIGHTS - RECREATION CENTER & LEASING OFFICES
CYPRESS, TX 77433
FINISH / RESPONSIBILITY SCHEDULE



REVISIONS:
GENERAL REVISION 1-30-24

INSTALL DATE:
SCALE:
DATE: 11-17-23
JOB NUMBER: 26506
DRAWN BY: AM/KH
PM: 000
AE: JF
SHEET: **ID8**

CLIENT SIGN OFF
SIGNATURE _____ DATE _____