

**Creative License**  
international

CONTACT INFORMATION

CREATIVE LICENSE, INTL.  
P.O. BOX 94210  
PHOENIX, AZ 85070

PHONE: 480.777.3687  
FAX: 480.777.3689  
creativelicenseintl.com

INTERIOR DESIGNERS

JOHN M. CAJOWSKI  
SENIOR JOB CAPTAIN  
jcajowski@creativelicenseintl.com

AIMEE MARTINELLI  
INTERIOR DESIGNER  
amartinelli@creativelicenseintl.com



PROJECT:  
**SYCAMORE HEIGHTS (MAGNOLIA)**  
RECREATION & LEASING BUILDINGS

ADDRESS:  
HOUSTON, TX

CONTACT:  
DAYNA KAFANTARIS  
dkafantaris@ahvcommunities.com

**COORDINATION SET**  
DATE: 9/29/23

DISCLAIMER:  
THESE DOCUMENTS PROVIDE DESIGN INTENT ONLY AND ARE NOT TO BE USED FOR CONSTRUCTION. THE REGISTERED ARCHITECTURAL SET OF DOCUMENTS, WHEN PROPERLY APPLIED, SHALL BE THE BASIS FOR THE GENERAL CONTRACTOR AND TRADE CONTRACTOR. THE ARCHITECT, GENERAL CONTRACTOR AND TRADE CONTRACTOR MUST VERIFY CORRECT CODE APPLICATION AND INSTALLATION OF FINISHED ELEMENTS WITHIN THEIR RESPECTIVE SCOPE OF WORK PRIOR TO BEING IN CHARGE OF WORK. CONTRACTOR'S OBLIGATION TO VERIFY PROVIDED INTENT, DESIGN ELEMENTS, FINISHES OR FIXTURES.

CLIENT NAME:  
**AHV**  
PROJECT NAME:  
**SYCAMORE HEIGHTS (MAGNOLIA)**  
PROJECT LOCATION:  
**HOUSTON, TX**  
SHEET NAME:  
**COVER SHEET**

| REVISION KEY |   |   |   |
|--------------|---|---|---|
| -            | - | - | - |

DISCLAIMER:

THESE COMPOSITION PLANS WERE DEVELOPED USING THE RECORD CONSTRUCTION PLANS PROVIDED BY THE CLIENT. RECORD DRAWINGS WERE UTILIZED TO GENERATE THE COMPOSITE INTERIOR DESIGN FLOOR PLANS. VERIFICATIONS WERE MADE FOR MINOR ALTERATIONS AND DEVIATIONS FROM THE ORIGINAL CONSTRUCTION PLANS. EXTENSIVE AS BUILT VERIFICATION WAS NOT PERFORMED FOR THE COMPOSITE INTERIOR DESIGN PLAN AND REFLECTED CEILING PLAN.

SHEET INDEX

| SHEET NUMBER | SHEET NAME  | ISSUE DATE | REVISED |
|--------------|---|------------|---------|
| COV          | COVER SHEET   | 9/29/23    |         |
| G1           | GENERAL NOTES, KEY NOTES, DRAFTING SYMBOLS, & ABBREVIATIONS | 9/29/23    |         |
| IDI          | RECREATION BLDG. DIMENSION PLAN                             | 9/29/23    |         |
| IDI.1        | LEASING OFFICE DIMENSION PLAN                               | 9/29/23    |         |
| ID2          | RECREATION BLDG. FURNITURE PLAN                             | 9/29/23    |         |
| ID2.1        | LEASING OFFICE FURNITURE PLAN                               | 9/29/23    |         |
| ID3          | RECREATION BLDG. FLOOR FINISH PLAN                          | 9/29/23    |         |
| ID3.1        | LEASING OFFICE FLOOR FINISH PLAN                            | 9/29/23    |         |
| ID4          | RECREATION BLDG. REFL. CEILING & DECO. LIGHTING PLAN        | 9/29/23    |         |
| ID4.1        | LEASING OFFICE REFLECTED CEILING & DECO. LIGHTING PLAN      | 9/29/23    |         |
| ID5          | REC. BLDG. COORDINATION PLAN (POWER, SIGNAL & DATA)         | 9/29/23    |         |
| ID5A         | REC. BLDG. COORDINATION PLAN (FLOOR OUTLETS)                | 9/29/23    |         |
| ID5.1        | LEASING OFFICE COORDINATION PLAN (POWER, SIGNAL & DATA)     | 9/29/23    |         |
| ID5.1A       | LEASING OFFICE COORDINATION PLAN (FLOOR OUTLETS)            | 9/29/23    |         |
| ID6          | INTERIOR ELEVATIONS   | 9/29/23    |         |
| ID6.1        | INTERIOR ELEVATIONS   | 9/29/23    |         |
| ID6.2        | INTERIOR ELEVATIONS   | 9/29/23    |         |
| ID6.3        | INTERIOR ELEVATIONS   | 9/29/23    |         |
| ID6.4        | INTERIOR ELEVATIONS   | 9/29/23    |         |
| ID6.5        | INTERIOR ELEVATIONS   | 9/29/23    |         |
| ID7          | SECTIONS & DETAILS  | 9/29/23    |         |
| ID7.1        | SECTIONS & DETAILS  | 9/29/23    |         |
| ID8          | FINISH / RESPONSIBILITY SCHEDULE                            | 9/29/23    |         |



REVISIONS:

|  |  |
|--|--|
|  |  |
|  |  |
|  |  |
|  |  |

INSTALL DATE:

SCALE:

DATE: 9-29-23


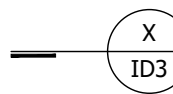
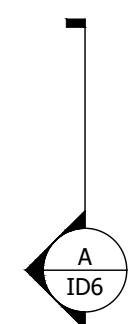

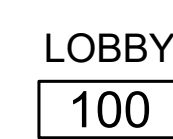
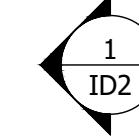

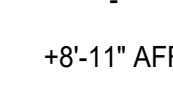
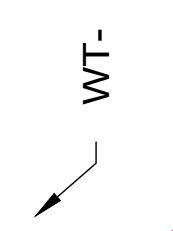



JOB NUMBER: 26505

DRAWN BY: AM/KH

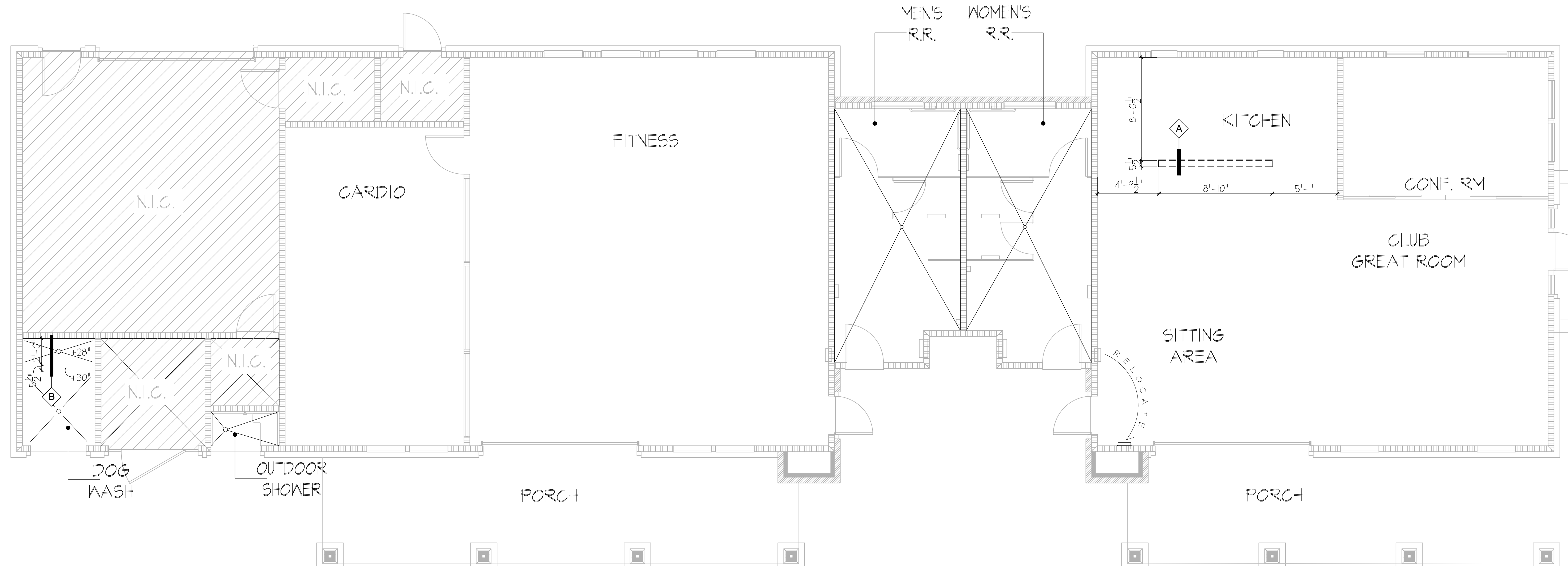
PM: BK

AE: JF

SHEET: **COV**

| GENERAL NOTES  | GENERAL NOTES  | KEY NOTES   | DRAFTING SYMBOLS   | ABBREVIATIONS  | USAGES   |
|--|--|---|--|--|--|
| <p>THRESHOLDS AT DOORWAYS AND TRANSITIONS STRIPS SHALL NOT EXCEED 1/2" IN HEIGHT. RAISED THRESHOLDS AND FLOOR LEVEL CHANGES AT ACCESSIBLE DOORWAYS SHALL BE BEVELED WITH A SLOPE NO GREAT THAN 1:2.</p> <p>ALL CEILING SYSTEMS ARE TO BE CENTERED IN DESIGNATED ROOMS UNLESS NOTED OTHERWISE.</p> <p>ALL RECESSED AND SURFACE MOUNTED FIXTURES ARE TO BE CENTERED IN THE CEILING GRID UNLESS NOTED OTHERWISE.</p> <p>THE GENERAL CONTRACTOR SHALL BE RESPONSIBLE FOR FIELD MEASUREMENT TO VERIFY THAT ALL CASEWORK ITEMS WILL FIT WITHIN WALL AND PARTITION CONFIGURATIONS AS SHOWN. BUILT ADJUSTMENTS IN SIZE, IF NECESSARY SHALL BE NOTED TO THE ARCHITECT/ DESIGNERS ATTENTION ON SHOP DRAWINGS.</p> <p>ALL OPEN ENDS SHALL BE FILLED WITH PANELS TO MATCH CABINET COLOR AND FINISH WHERE EXPOSED TO VIEW.</p> <p>CAULK ALL JOINTS BETWEEN COUNTERTOPS AND BUILDING PARTITIONS, AND BETWEEN COUNTERTOPS AND ADJACENT CASEWORK. COORDINATE COLOR OF CAULK TO CONDITIONS ADJACENT.</p> <p>CONTRACTOR TO ADJUST AND ALIGN ALL CABINET DOORS AND FASTEN BACK OF CABINET SECURELY TO WALL.</p> <p>IT IS THE CONTRACTORS RESPONSIBILITY TO REVIEW AND COORDINATE THE WORK OF ALL SUB CONTRACTORS, TRADES AND SUPPLIERS WITH THE REQUIREMENTS OF THE CONTRACT BEFORE COMMENCING CONSTRUCTION, AND TO ASSURE THAT ALL PARTIES ARE AWARE OF ALL REQUIREMENTS REGARDLESS OF THEIR REQUIREMENTS OCCUR IN THE CONTRACT DOCUMENTS WHICH MIGHT AFFECT THE WORK OF THAT PARTY. THE WORK DESCRIBED BY THE DRAWING OF ANY ONE DISCIPLINE MAY BE AFFECTED BY WORK DESCRIBED ON DRAWINGS OF ANOTHER DISCIPLINE AND MAY REQUIRE REFERENCE TO THE DRAWING OF ANOTHER DISCIPLINE. PARTIAL SETS OF DRAWINGS ARE INCOMPLETE AND SHALL NOT BE DISTRIBUTED OR UTILIZED BY THE CONTRACTOR.</p> <p>THE CONTRACTOR SHALL ENDEAVOR TO IDENTIFY AND NOTIFY THE ARCHITECT/ DESIGNER OF CONFLICTS BETWEEN THE WORK OF DIFFERENT PARTIES AT THE EARLIEST POSSIBLE DATE SO AS TO ALLOW REASONABLE AND ADEQUATE TIME FOR THE CONFLICT TO BE RESOLVED WITH OUT DELAYING THE WORK. ALL DEVIATION FROM THAT WHICH IS REQUIRED BY THE CONTRACT DOCUMENTS MUST BE APPROVED IN ADVANCE IN WRITING BY THE ARCHITECT/ DESIGNER AND OWNER.</p> <p>THE CONTRACTOR IS RESPONSIBLE TO COMPLY WITH ALL APPLICABLE LAWS, CODES REGULATIONS AND ORDINANCES OF THE PLACE (CITY COUNTRY DISTRICT AND STATE) WHERE THE PROJECT IS LOCATED- ALTHOUGH SUCH REQUIREMENTS MAY NOT BE REFLECTED IN THESE DRAWINGS AND SPECIFICATIONS.</p> <p>THE CONTRACTOR SHALL OBTAIN ALL REQUIRED PERMITS AND SIMILAR RELEASES REQUIRED FOR THE CONSTRUCTION AND OCCUPANCY OF THE PROJECT. IF PERMITS ARE ISSUED SUBJECT TO CERTAIN CONDITIONS OR REVISIONS TO THE WORK OR IF THE PERMITS ARE DELAYED FOR ANY REASON THE CONTRACT SHALL NOTIFY THE OWNER/ ARCHITECT/ DESIGNER.</p> <p>THE CONTRACTOR SHALL TAKE PRECAUTIONS TO MAINTAIN AND PROTECT NEW WORK AS WELL AS EXISTING CONDITIONS AND ELEMENTS WHICH ARE IMMEDIATELY REPAIRED IN A MANNER ACCEPTABLE TO THE ARCHITECT // DESIGNER. IF SATISFACTORY REPAIRS CANNOT BE MADE, THE CONTRACTOR SHALL REPLACE SYSTEMS AND ELEMENTS WITH 'LIKE NEW' QUALITY ACCEPTABLE TO THE ARCHITECT/ DESIGNER. ALL REPAIRS AND REPLACEMENTS / COSTS SHALL BE THE FINANCIAL RESPONSIBILITY OF THE CONTRACTOR.</p> <p>DRAWINGS ARE NOT TO BE SCALED. ALL WORK, LINES, AND LEVELS SHALL BE LAID OUT BY DIMENSIONS. DO NOT SCALE DRAWINGS FOR DIMENSIONAL INFORMATION. ALL ELEMENTS OF THE DRAWING MAY NOT BE DRAWING TO EXACT SCALE. ALL DIMENSIONS REQUIRED ARE SHOWN OR MAY BE</p> | <p>DERIVED FROM THOSE SHOWN ON THE FLOOR PLANS, DETAIL PLANS, ELEVATIONS, SECTIONS, DETAILS, SCHEDULES AND SPECIFICATIONS. ANY DEVIATIONS SHALL BE BROUGHT TO THE ATTENTION FOR THE ARCHITECT/ DESIGNER IMMEDIATELY. ALL DEVIATIONS SHALL BE DEEMED CORRECTED BY THE CONTRACTOR BEFORE BEGINNING HIS PORTION OF WORK.</p> <p>ALL WORK SHALL BE DONE IN CONFORMANCE WITH MANUFACTURER'S INSTALLATION AND WARRANTY REQUIREMENTS.</p> <p>ALL WORK TO BE DONE IN ACCORDANCE WITH ALL APPLICABLE LOCAL, STATE, AND FEDERAL AUTHORITIES, RULES, REGULATIONS AND CODES.</p> <p>ALL DIMENSIONS AND FIELD CONDITIONS SHALL BE VERIFIED. ANY DISCREPANCIES IN DIMENSIONS, CONDITIONS, OR DOCUMENTS SHALL BE BROUGHT IMMEDIATELY TO THE DESIGNER'S ATTENTION.</p> <p>CONTRACTOR SHALL TAKE ALL NECESSARY PRECAUTIONS TO PROTECT ALL EXISTING MATERIALS, SURFACES, AND EQUIPMENT TO REMAIN.</p> <p>ANY UNFORESEEN OR UNCLEAR CONDITIONS SHALL BE REPORTED TO THE DESIGNER AND OWNER PRIOR TO PROCEEDING WITH WORK.</p> <p>THE CONTRACTOR SHALL COORDINATE LOCATIONS FOR ALL BLOCKING, WALL SUPPORTS, AND ANCHORS FOR WALL HUNG ITEMS SUCH AS SHELVES, COUNTERS, CABINETS, ETC. THE CONTRACTOR SHALL NOTIFY THE DESIGNER IF SUPPORTS, BLOCKING, OR ANCHORS NECESSARY TO SUPPORT WALL HUNG ITEMS HAVE NOT BEEN INDICATED. SUCH NOTIFICATION SHALL HAPPEN PRIOR TO INSTALLATION OF ANY WALL HUNG ITEM.</p> <p>SEE SHEET G1.1 FOR ADA MOUNTING STANDARDS FOR RESTROOM ACCESSORIES, FIXTURES, AND EQUIPMENT.</p> <p>INSTALL FINISHED PLASTIC LAMINATE PANELS ON EXPOSED SIDES OF ALL UPPER AND LOWER CABINETS NOT ABUTTING A PARTITION.</p> <p>ALL CABINETS INTERIORS TO BE MELAMINE FINISH, UNLESS OTHER WISE NOTED.</p> <p>WALLS WHERE WALLCOVERING IS SPECIFIED ARE TO BE SMOOTHED AND SEALED.</p> <p>TRANSITION STRIP TO BE PROVIDED WHEREVER CHANGE IN FLOOR FINISH OCCURS, UNLESS OTHERWISE NOTED.</p> <p>CARPET TRANSITIONS TO MEET ACCESSIBLE SLOPE REQUIREMENTS</p> <p>ALL TOEKICKS TO MATCH MILLWORK UNLESS OTHERWISE NOTED.</p> <p>ALL ROOMS WITH LOCKABLE MILLWORK TO BE KEYED SEPARATELY PER ROOM.</p> <p>ALL HARDWARE TO BE INSTALLED IN COMPLIANCE WITH ANS1309.</p> | <p><b>REFERENCE ELEVATION NOTES</b></p> <p>THE TERM 'REFERENCE' ELEVATION OR DIMENSION REFERS TO A NOMINAL WORK POINT. THE ACTUAL ELEVATION MAY VARY FROM THE REFERENCE POINT. REFER TO APPLICABLE DETAILS TO DETERMINE THE RELATIONSHIP BETWEEN THE ACTUAL ELEVATION OR DIMENSION AND THE STATE REFERENCE POINT.</p> <p>THE DESIGN REFERENCE ELEVATION +0'- 0" SHOWN ON THE ARCHITECTURAL DRAWINGS CORRESPONDS TO THE FINISH FLOOR ELEVATION OF THE GROUND FLOOR FINISH FLOOR' ELEVATIONS ARE MEASURED AT THE TOP CONCRETE FLOOR SLAB UNLESS NOTED OTHERWISE. APPLIED FINISHES SUCH AS RESILIENT FLOORING OR CARPET MAY RAISE THE ACTUAL FINISH SURFACE ABOVE THE REFERENCE ELEVATION PROVIDED FOR THE FINISH FLOOR.</p> <p>CEILING HEIGHT ELEVATIONS ARE MEASURED TO BOTTOM OF FINISH SURFACES AND STATED IN RELATION TO DISTANCE ABOVE THE REFERENCE ELEVATION PROVIDED FOR THE FINISH FLOOR UNLESS OTHERWISE NOTED.</p> | <p>KEY NOTE </p> <p>DETAIL </p> <p>SECTION </p> <p>NORTH ARROW </p> <p>ROOM NAME AND OR NUMBER </p> <p>INTERIOR ELEVATIONS </p> <p>FURNITURE TAG </p> <p>CEILING FINISH AND HEIGHT TAG </p> <p>WALL FINISH TAG </p> <p>REVISION </p> <p>ADA TURNAROUND </p> <p>ENLARGED PLAN </p> | <p>A/C - AIR CONDITIONER<br/> ACT - ACOUSTICAL CEILING TILE<br/> ADA - AMERICANS WITH DISABILITIES ACT<br/> ADDL - ADDITIONAL<br/> ADJ - ADJUSTABLE<br/> AFF - ABOVE FINISH FLOOR<br/> ALUM - ALUMINUM<br/> ALT - ALTERNATE<br/> APL - APPLIANCE<br/> APPROX - APPROXIMATE<br/> ARCH - ARCHITECTS<br/> BC - BOOKCASE<br/> BLKG - BLOCKING<br/> BM - BEAM<br/> BOF - BOTTOM OF FIXTURE<br/> BOT - BOTTOM<br/> BR - BEDROOM<br/> BRZ - BRONZE<br/> CAB- CABINET<br/> CD - CONSTRUCTION DOCUMENTS<br/> CF/OI- CONTRACTOR FURNISHED/ OWNER INSTALLED<br/> CL - CENTERLINE<br/> CLO- CLOSET<br/> COL - COLUMN<br/> CONC - CONCRETE<br/> CPT - CARPETED<br/> CSMT - CASEMENT<br/> CT - COUNTER TOP<br/> DEMO - DEMOLITION<br/> DIA - DIAMETER<br/> DIM - DIMENSION<br/> DN - DOWN<br/> DR - DOOR<br/> DRH - DOOR HARDWARE<br/> DWR - DRAWER<br/> E - EAST<br/> EA - EACH<br/> EC - ELECTRICAL CONTRACTOR<br/> EF - EXHAUST FAN<br/> ELEC - ELECTRICAL (ALL)<br/> ELEV - ELEVATOR/ ELEVATION<br/> EQ - EQUAL<br/> EQUIP - EQUIPMENT<br/> EXIST - EXISTING<br/> FCT - FAUCET<br/> FIN - FINISH<br/> FLR - FLOOR<br/> FPL - FIREPLACE<br/> FRMG - FRAMING<br/> FT - FOOT/ FEET<br/> FT - FLOOR TILE<br/> FTG - FOOTING<br/> FURN - FURNITURE<br/> GB - GRAB BAR/ GYPSUM BOARD<br/> GC - GENERAL CONTRACTOR<br/> GL - GLASS<br/> GR - GRANITE<br/> GYP - GYPSUM<br/> H - HIGH<br/> HC - HANDICAPP<br/> HDR - HEADER<br/> HDW - HARDWARE<br/> HDWD - HARDWOOD<br/> HT - HEIGHT<br/> HW - HOT WATER<br/> IN - INCH<br/> INT - INTERIOR<br/> J-BOX - JUNCTION BOX</p> <p>LAV - LAVATORY<br/> LT - LIGHT<br/> MBR - MASTER BEDROOM<br/> MC - MEDICINE CABINET/<br/> MINIMUM CLEAR<br/> MEZZ - MEZZANINE<br/> MFR - MANUFACTURE(R)<br/> MIRR - MIRROR<br/> MISC - MISCELLANEOUS<br/> MTL - METAL<br/> N/A - NOT APPLICABLE<br/> NIC - NOT IN CONTRACT<br/> NO - NUMBER<br/> NTS - NOT TO SCALE<br/> OA - OVERALL<br/> OC - ON CENTER<br/> OD - OUTSIDE DIAMETER<br/> OFCl - OWNER FURNISHED;<br/> CONTRACTOR INSTALLED<br/> OFOI - OWNER FURNISHED;<br/> OWNER INSTALLED<br/> OPNG - OPENING<br/> PAT - PATTERN<br/> PED - PEDESTAL<br/> RCP - REFLECTED CEILING PLAN<br/> REC - RECESSED<br/> REF - REFER(ENCE), REFRIGERATOR<br/> RESID - RESIDENTIAL<br/> REV - REVISION(S), REVISED<br/> RM - ROOM<br/> RT - RIGHT<br/> SCHD - SCHEDULE<br/> SD - SMOKE DETECTOR<br/> SDT - (VCT) STATIC DISSIPATIVE TILE<br/> SECT. - SECTION<br/> SF - SQUARE FOOT (FEET)<br/> SHT. - SHEET<br/> SIM - SIMILAR<br/> SPEC - SPECIFICATION<br/> SQ - SQUARE<br/> SQ IN - SQUARE INCH<br/> SST - STAINLESS STEEL<br/> STD - STANDARD<br/> STOR - STORAGE<br/> T&amp;B - TOP AND BOTTOM<br/> T&amp;G - TONGUE AND GROOVE<br/> TB - TOWEL BAR<br/> TBD - TO BE DETERMINED<br/> TBL - TABLE<br/> TEL - TELEPHONE<br/> TFF - TOP OF FINISHED FLOOR<br/> TLT - TOILET<br/> VNT - VANITY<br/> TV - TELEVISION<br/> TYP - TYPICAL<br/> UF - UPHOLSTERED FURNITURE<br/> UNO - UNLESS NOTED OTHERWISE<br/> VA - VOLTAGE<br/> VB - VAPOR BARRIER<br/> VCT - VINYL COMPOSITION TILE<br/> VIF - VERIFY IN FIELD<br/> VVC - VINYL WALL COVERING<br/> WC - WALL COVERING<br/> WD - WOOD<br/> WCT - WAINSCOT<br/> W/D - WASHER AND DRYER<br/> WIC - WALK IN CLOSET<br/> W/O - WITHOUT</p> | <p>USAGES<br/> THESE DOCUMENTS PROVIDE DESIGN INTENT ONLY AND ARE NOT TO SUPERSEDE THE REGISTERED ARCHITECTURAL SET OF DOCUMENTS WITHOUT PROPER ARCHITECTURAL REVIEW. THE ARCHITECT, GENERAL CONTRACTOR AND TRADE CONTRACTOR MUST VERIFY CORRECT CODE APPLICATION AND INSTALLATION OF FINISHED ELEMENTS WITHIN THEIR RESPECTIVE SCOPE OF WORK PRIOR TO STARTING A JOB. OPERATE UNDER LIMITED LIABILITY. NO WARRANTY IS GIVEN OR OFFERED FOR WORK CONTROLLED BY FINISH PROVIDER. INTERNAL DESIGN ELEMENTS, FURNISHINGS OR FIXTURES.</p> |
| <p>CLIENT NAME: <b>AHV</b><br/> PROJECT NAME: <b>SYCAMORE HEIGHTS (MAGNOLIA)</b><br/> PROJECT LOCATION: <b>HOUSTON, TX</b><br/> SHEET NAME: <b>GENERAL NOTES</b></p> <p><b>Creative License international</b></p> <p>REVISIONS:</p> <p>INSTALL DATE:</p> <p>SCALE:</p> <p>DATE: 9-29-23</p> <p>JOB NUMBER: 26505</p> <p>DRAWN BY: AM/KH</p> <p>PM: BK</p> <p>AE: JF</p> <p>SHEET: <b>G1</b></p>  |  |   |  |  |  |

DISCLAIMER:  
 THESE DOCUMENTS PROVIDE DESIGN INTENT ONLY AND ARE NOT TO BE USED FOR CONSTRUCTION. THE REGISTERED ARCHITECTURAL SET OF DOCUMENTS, WHEN USED IN CONJUNCTION WITH THE BUILDING CODE, SHALL BE THE AUTHORITY FOR THE DESIGN AND CONSTRUCTION OF THE PROJECT. THE ARCHITECT ASSUMES NO LIABILITY FOR THE DESIGN OR CONSTRUCTION OF THE PROJECT. THE ARCHITECT'S RESPONSIBILITY IS LIMITED TO THE DESIGN AND CONSTRUCTION OF THE PROJECT AS SHOWN ON THESE DOCUMENTS. THE ARCHITECT DOES NOT WARRANT THE ACCURACY OF THE INFORMATION PROVIDED HEREON. THE ARCHITECT SHALL NOT BE RESPONSIBLE FOR THE DESIGN OR CONSTRUCTION OF THE PROJECT IF THE CLIENT PROVIDES DESIGN ELEMENTS, FURNISHINGS OR FIXTURES.



# RECREATION BLDG. DIMENSION PLAN

SCALE: 1/4" = 1'-0"



| WALL TYPE SCHEDULE |        |   |
|--------------------|--------|---|
| KEY                | SYMBOL | DESCRIPTION   |
|                    |        | <b>DEMISING PARTITION BY SHELL ARCHITECT:</b><br>DEMISING WALL PER SHELL ARCHITECT  |
|                    |        | <b>LOW WALL:</b><br>2" X 6" STUD FRAMING @ 16" O.C. TO 40-1/2" A.F.F. W/ ONE LAYER OF 5/8" TYPE "X" GYP. BD. ON ALL SIDES.  |
|                    |        | <b>DOG WASH PLATFORM:</b><br>FRONT WALL TO BE 2" X 4" STUD FRAMING @ 16" O.C. TO FINISH OUT @ 30" A.F.F. W/ 24" DEEP PLATFORM BEHIND @ 28" AFF. ENTIRE AREA TO BE WATER TIGHT ON ALL SIDES. |

DRYWALL NOTE:  
 ALL DRYWALL CORNERS  
 TO BE SQUARE.

CLIENT NAME: **AHV**  
 PROJECT NAME: **SYCAMORE HEIGHTS (MAGNOLIA)**  
 PROJECT LOCATION: **HOUSTON, TX**  
 SHEET NAME: **RECREATION BLDG. DIMENSION PLAN**



REVISIONS:  
 \_\_\_\_\_  
 \_\_\_\_\_  
 \_\_\_\_\_  
 \_\_\_\_\_  
 \_\_\_\_\_

INSTALL DATE:  
 \_\_\_\_\_

SCALE:  
 \_\_\_\_\_

DATE: 9-29-23

JOB NUMBER: 26505

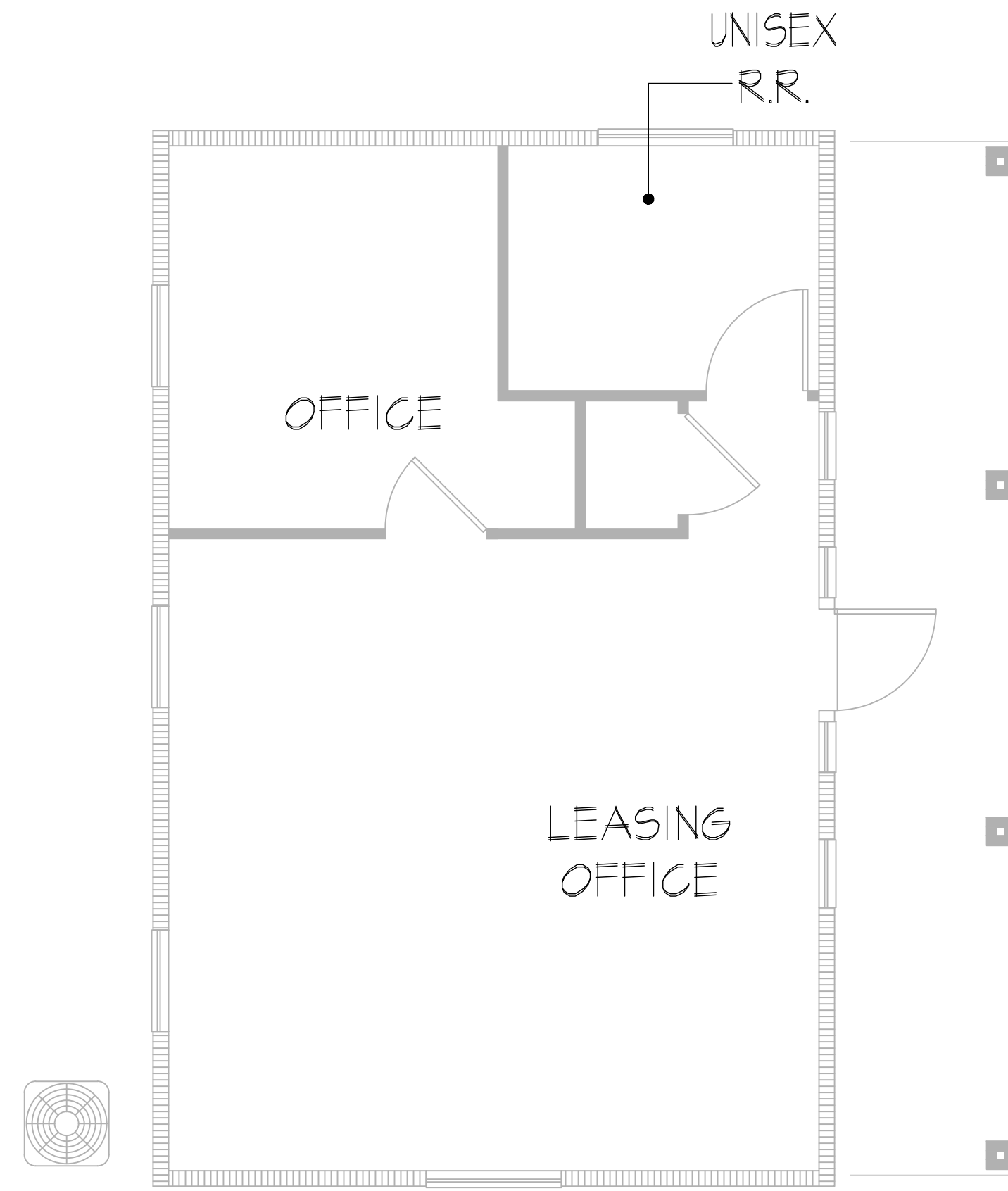
DRAWN BY: AM/KH


PM: BK

AE: JF

SHEET: **ID1**

DISCLAIMER:  
 THESE DOCUMENTS PROVIDE DESIGN INTENT ONLY AND ARE NOT TO SUPERSEDE THE REGISTERED ARCHITECTURAL SET OF DOCUMENTS WITHOUT PROPER ARCHITECTURAL REVIEW. THE ARCHITECT, GENERAL CONTRACTOR AND TRADE CONTRACTOR MUST VERIFY CORRECT CODE APPLICATION AND INSTALLATION OF PROVIDED ELEMENTS WITHIN THEIR RESPECTIVE SCOPE OF WORK PRIOR TO PERFORMING ANY CONSTRUCTION. LICENSEE ASSUMES NO LIABILITY FOR CHANGES OR OMISSIONS. CONTRACTOR SHALL VERIFY PROVIDED MATERIALS, DESIGN ELEMENTS, FINISHES AND FIXTURES.



| WALL TYPE SCHEDULE |   |  |
|--------------------|---|--|
| KEY                | SYMBOL  | DESCRIPTION  |
|                    |  | <u>DEMISING PARTITION BY SHELL ARCHITECT:</u><br>DEMISING WALL PER SHELL ARCHITECT |

# LEASING OFFICE DIMENSION PLAN

SCALE: 1/4" = 1'-0"



DRYWALL NOTE:  
 ALL DRYWALL CORNERS  
 TO BE SQUARE.

CLIENT NAME:  
**AHV**  
 PROJECT NAME:  
**SYCAMORE HEIGHTS (MAGNOLIA)**  
 PROJECT LOCATION:  
**HOUSTON, TX**  
 SHEET NAME:  
**LEASING OFFICE DIMENSION PLAN**

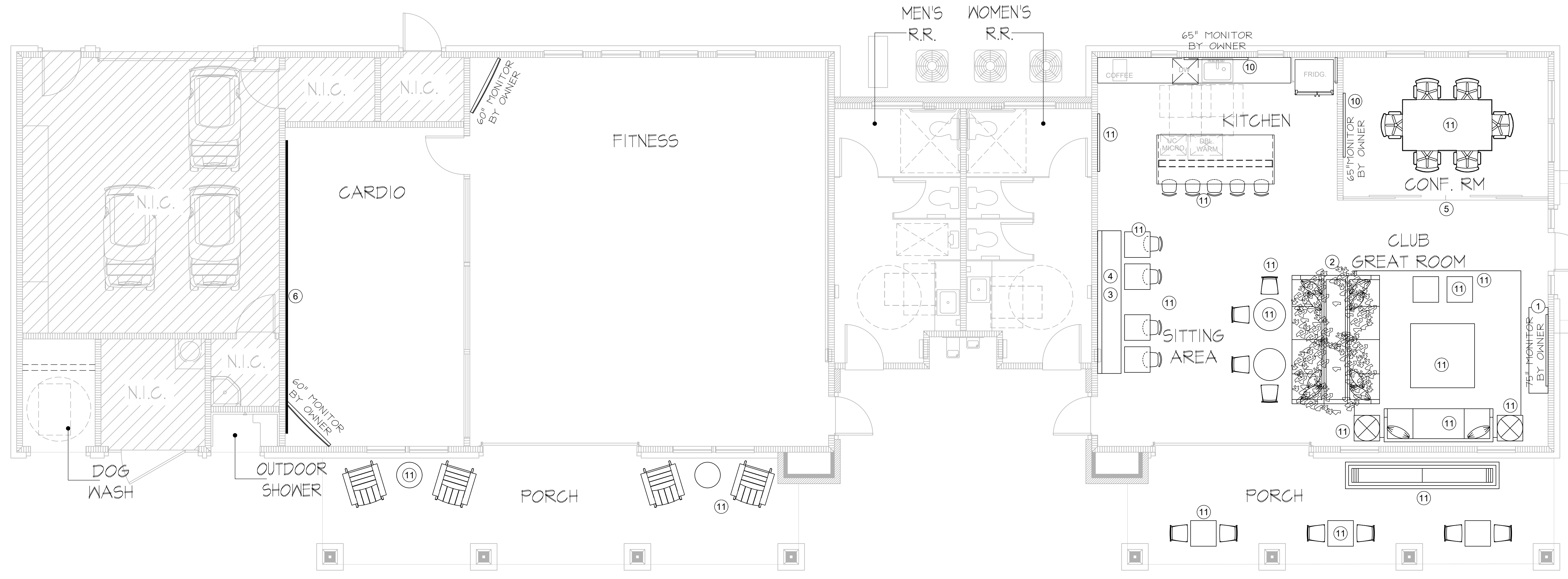


|               |         |
|---------------|---------|
| REVISIONS:    |         |
| INSTALL DATE: |         |
| SCALE:        |         |
| DATE:         | 9-29-23 |
| JOB NUMBER:   | 26505   |
| DRAWN BY:     | AM/KH   |
| PM:           | BK      |
| AE:           | JF      |

SHEET:  
**ID1.1**

SHEET SIZE: 24 X 36

DISCLAIMER: THESE DOCUMENTS PROVIDE DESIGN INTENT ONLY AND ARE NOT TO BE USED FOR CONSTRUCTION. THE REGISTERED ARCHITECTURAL SET OF DOCUMENTS, WHEN USED IN CONJUNCTION WITH THE REGISTERED ARCHITECT'S CONTRACT, SHALL BE THE BASIS FOR THE CONTRACTOR'S OBLIGATION AND INSTALLATION OF FINISHED ELEMENTS WITHIN THEIR RESPECTIVE SCOPE OF WORK PRIOR TO OBTAINING A BUILDING PERMIT. LICENSEE ASSUMES NO LIABILITY FOR OMISSIONS OR ERRORS IN THESE DOCUMENTS OR FOR ANY DAMAGE TO PERSONS OR PROPERTY PROVIDED THROUGH DESIGN ELEMENTS, FURNISHINGS OR FIXTURES.



# RECREATION BLDG. FURNITURE PLAN

SCALE: 1/4" = 1'-0"



## FURNITURE PLAN KEY NOTES

- ① MEDIA STORAGE
- ② MAGNOLIA PLANTER
- ③ COMMUNITY SIGNAGE
- ④ BANQUETTE & CUSHION
- ⑤ CONFERENCE PRIVACY VINYL
- ⑥ CARDIO FITNESS GRAPHIC
- ⑦ LEASING SIGNAGE
- ⑧ COMMUNITY GRAPHIC WALL
- ⑨ REMOVED
- ⑩ MONITOR SURROUNDS
- ⑪ AMENITY & PORCH PROCUREMENT
- ⑫ LEASING PROCUREMENT

CLIENT NAME: AHV

PROJECT NAME: SYCAMORE HEIGHTS (MAGNOLIA)

PROJECT LOCATION: HOUSTON, TX

SHEET NAME: RECREATION BLDG. FURNITURE PLAN



REVISIONS:

|  |  |
|--|--|
|  |  |
|  |  |
|  |  |
|  |  |

INSTALL DATE:

SCALE:

DATE: 9-29-23

JOB NUMBER: 26505

DRAWN BY: AM/KH

PM: BK

AE: JF

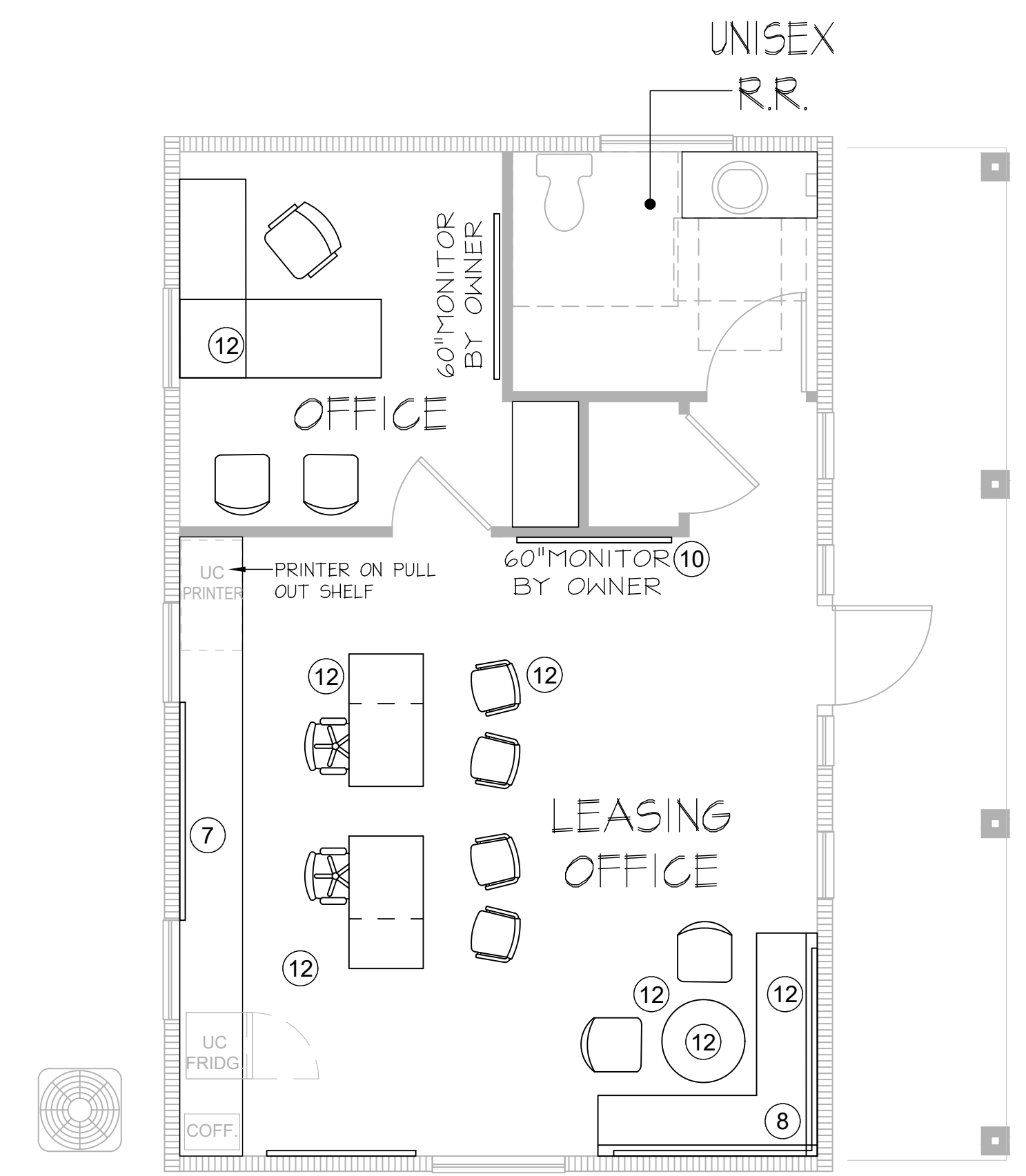
SHEET: ID2

DISCLAIMER:  
 THESE DOCUMENTS PROVIDE DESIGN INTENT ONLY AND ARE NOT TO SUPERSEDE THE REGISTERED ARCHITECTURAL SET OF DOCUMENTS. WITHOUT PROPER ARCHITECTURAL SKETCH, THE ARCHITECT, GENERAL CONTRACTOR AND TRADE CONTRACTOR MUST VERIFY CORRECT CODE APPLICATION AND INSTALLATION OF DESIGNED ELEMENTS WITHIN THEIR RESPECTIVE SCOPE OF WORK PRIOR TO PERFORMING ANY WORK. CREATIVE LICENSE ASSUMES NO LIABILITY OR OBLIGATION FOR UNMET CONTRACTED OR UNMET PROVIDED MATERIAL, DESIGN ELEMENTS, FURNISHINGS OR FIXTURES.

CLIENT NAME: **AHV**  
 PROJECT NAME: **SYCAMORE HEIGHTS (MAGNOLIA)**  
 PROJECT LOCATION: **HOUSTON, TX**  
 SHEET NAME: **LEASING OFFICE FURNITURE PLAN**



|               |              |
|---------------|--------------|
| REVISIONS:    |              |
| INSTALL DATE: |              |
| SCALE:        |              |
| DATE:         | 9-29-23      |
| JOB NUMBER:   | 26505        |
| DRAWN BY:     | AM/KH        |
| PM:           | BK           |
| AE:           | JF           |
| SHEET:        | <b>ID2.1</b> |



FURNITURE PLAN  
 KEY NOTES

- ① MEDIA STORAGE
- ② MAGNOLIA PLANTER
- ③ COMMUNITY SIGNAGE
- ④ BANQUETTE & CUSHION
- ⑤ CONFERENCE PRIVACY VINYL
- ⑥ CARDIO FITNESS GRAPHIC
- ⑦ LEASING SIGNAGE
- ⑧ COMMUNITY GRAPHIC WALL
- ⑨ REMOVED
- ⑩ MONITOR SURROUNDS
- ⑪ AMENITY & PORCH PROCUREMENT
- ⑫ LEASING PROCUREMENT

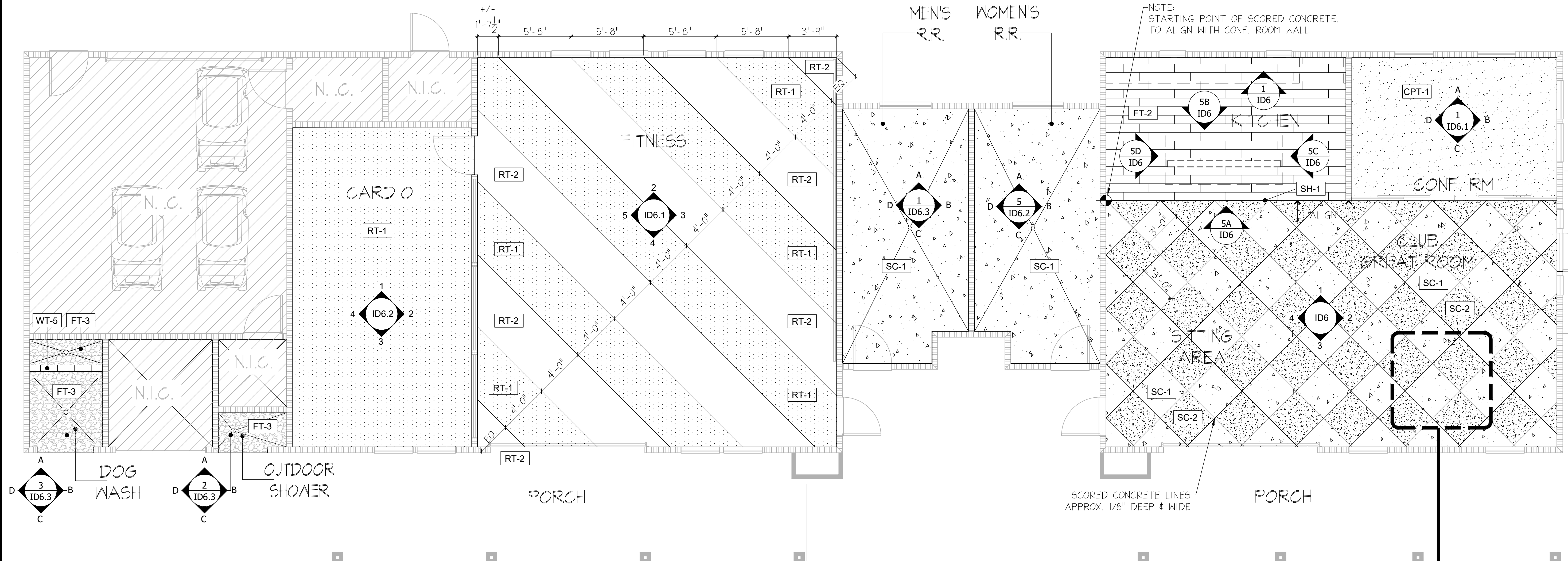
LEASING OFFICE FURNITURE PLAN

SCALE: 1/4" = 1'-0"



SHEET SIZE: 24 X 36

DISCLAIMER:  
THESE DOCUMENTS PROVIDE DESIGN INTENT ONLY AND ARE NOT TO BE USED FOR CONSTRUCTION. THE REGISTERED ARCHITECTURAL SET OF DRAWINGS, WHICH INCLUDES PROPER ARCHITECTURAL, ENGINEER, GENERAL CONTRACTOR AND TRADE CONTRACTOR, MUST VERIFY CORRECT CODE APPLICATION AND INSTALLATION OF FINISHED ELEMENTS WITHIN THEIR RESPECTIVE SCOPE OF WORK PRIOR TO PERFORMING ANY AND ALL CONSTRUCTION. LICENSED ARCHITECTS ARE NOT PROVIDING CONTRACTOR FOR UNLESS OTHERWISE SPECIFIED. UNLESS OTHERWISE SPECIFIED, FINISHED ELEMENTS, FURNISHINGS OR FIXTURES.



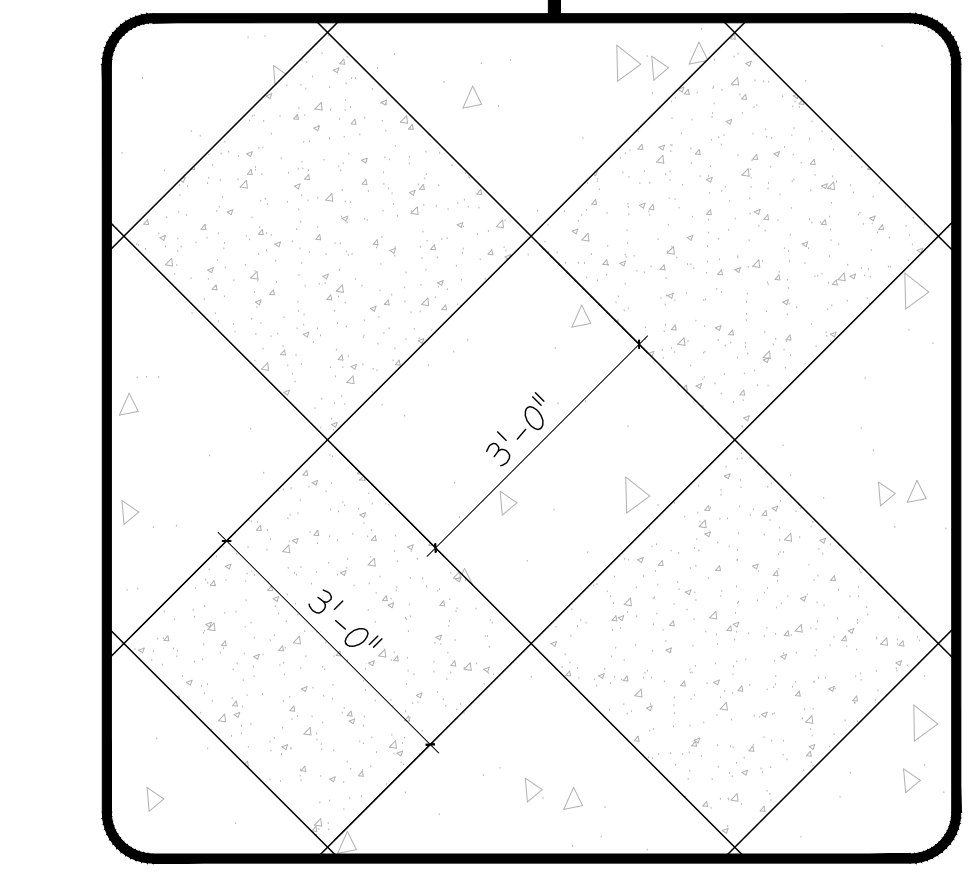
NOTE:  
STARTING POINT OF SCORED CONCRETE TO ALIGN WITH CONF. ROOM WALL

SCORED CONCRETE LINES  
APPROX. 1/8" DEEP & WIDE

RECREATION BLDG. FLOOR FINISH PLAN

NOTE: REFER TO ID8 FOR FINISH SCHEDULE

SCALE: 1/4" = 1'-0"



ENLARGED DETAIL

SCALE: 1/2" = 1'-0"

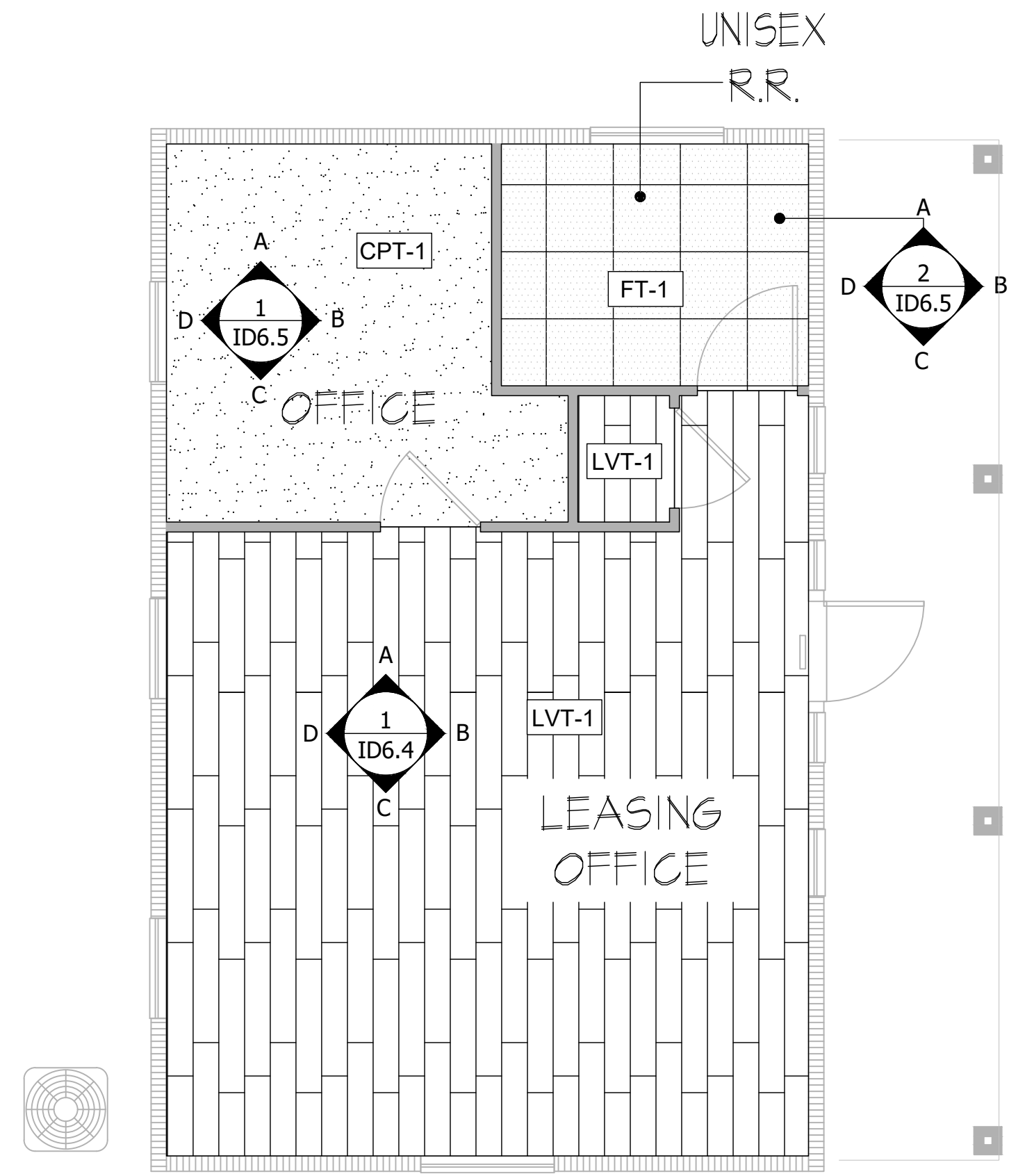
SHEET SIZE: 24 X 36

CLIENT NAME: **AHV**  
 PROJECT NAME: **SYCAMORE HEIGHTS (MAGNOLIA)**  
 PROJECT LOCATION: **HOUSTON, TX**  
 SHEET NAME: **RECREATION BLDG. FLOOR FINISH PLAN**

**Creative License**  
 international

|               |            |
|---------------|------------|
| REVISIONS:    |            |
| INSTALL DATE: |            |
| SCALE:        |            |
| DATE:         | 9-29-23    |
| JOB NUMBER:   | 26505      |
| DRAWN BY:     | AM/KH      |
| PM:           | BK         |
| AE:           | JF         |
| SHEET:        | <b>ID3</b> |

DISCLAIMER:  
 THESE DOCUMENTS PROVIDE DESIGN INTENT ONLY AND ARE NOT TO SUPERSEDE THE REGISTERED ARCHITECTURAL SET OF DOCUMENTS WITHOUT PROPER ARCHITECTURAL REVIEW. THE REGISTERED ARCHITECT AND TRADE CONTRACTOR MUST VERIFY CORRECT CODE APPLICATION AND INSTALLATION OF FINISHED ELEMENTS WITHIN THEIR RESPECTIVE SCOPE OF WORK PRIOR TO INSTALLATION. ALSO, OBTAIN LOCAL LICENSES AND PERMITS. THE ARCHITECT ASSUMES NO LIABILITY FOR OMISSIONS OR ERRORS. THE ARCHITECT PROVIDES GENERAL DESIGN ELEMENTS, FURNISHINGS OR FIXTURES.



# LEASING OFFICE FLOOR FINISH PLAN

NOTE: REFER TO ID8 FOR FINISH SCHEDULE

SCALE: 1/4" = 1'-0"



CLIENT NAME:  
**AHV**  
 PROJECT NAME:  
**SYCAMORE HEIGHTS (MAGNOLIA)**  
 PROJECT LOCATION:  
**HOUSTON, TX**  
 SHEET NAME:  
**LEASING OFFICE FLOOR FINISH PLAN**



|               |         |
|---------------|---------|
| REVISIONS:    |         |
| INSTALL DATE: |         |
| SCALE:        |         |
| DATE:         | 9-29-23 |
| JOB NUMBER:   | 26505   |
| DRAWN BY:     | AM/KH   |
| PM:           | BK      |
| AE:           | JF      |

SHEET: **ID3.1**

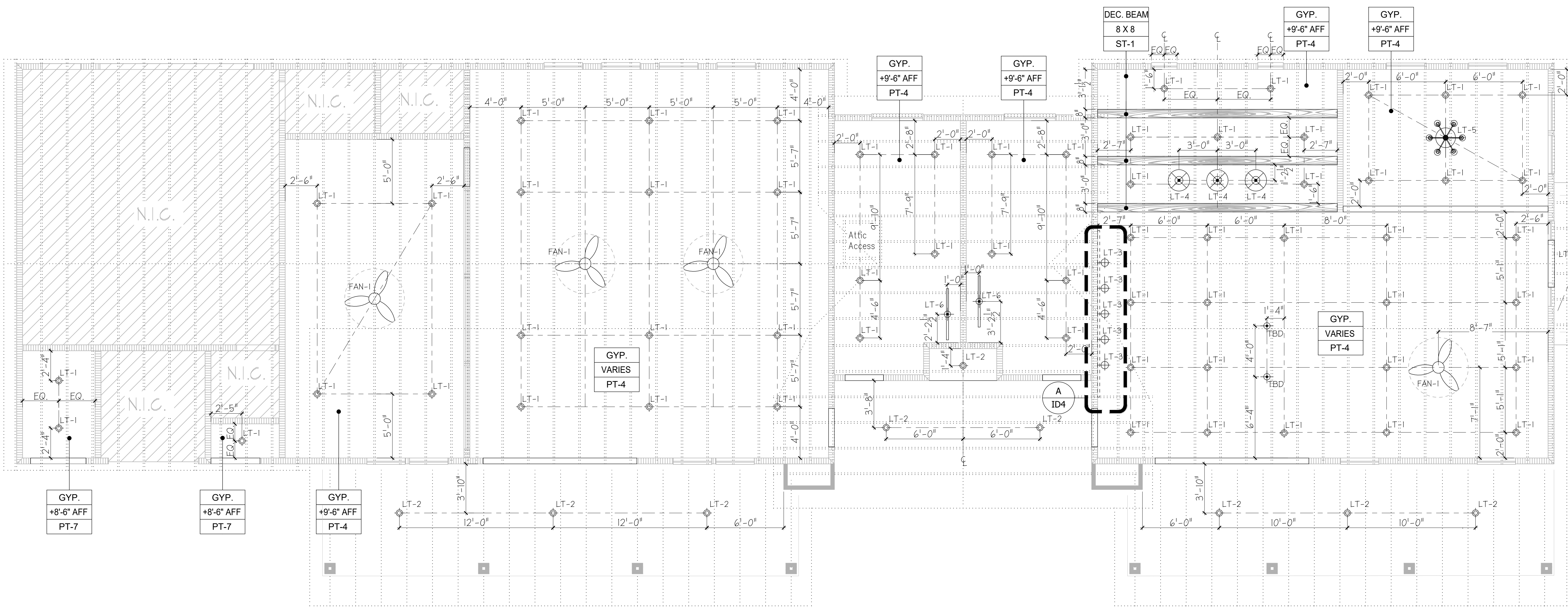


DISCLAIMER: THESE DOCUMENTS PROVIDE DESIGN INTENT ONLY AND ARE NOT TO BE SUPERSEDED BY THE REGISTERED ARCHITECTURAL SET OF DRAWINGS WITHOUT PROPER ARCHITECTURAL REVIEW. THE ARCHITECT, GENERAL CONTRACTOR AND TRADE CONTRACTOR MUST VERIFY CORRECT CODE APPLICATION AND INSTALLATION OF FINISHED ELEMENTS WITHIN THEIR RESPECTIVE SCOPE OF WORK PRIOR TO PERFORMING ANY CREATIVE LICENSE SCHEDULED WORK. NO WARRANTY IS GIVEN OR IMPLIED FOR UNLESS OTHERWISE SPECIFIED BY THESE PROVIDED DESIGN ELEMENTS, FURNISHINGS OR FIXTURES.

CLIENT NAME: **AHV**  
 PROJECT NAME: **SYCAMORE HEIGHTS (MAGNOLIA)**  
 PROJECT LOCATION: **HOUSTON, TX**  
 SHEET NAME: **REC. BLDG. REFLECTED CLG AND DECO. LIGHTING PLAN**



|               |            |
|---------------|------------|
| REVISIONS:    |            |
| INSTALL DATE: |            |
| SCALE:        |            |
| DATE:         | 9-29-23    |
| JOB NUMBER:   | 26505      |
| DRAWN BY:     | AM/KH      |
| PM:           | BK         |
| AE:           | JF         |
| SHEET:        | <b>ID4</b> |

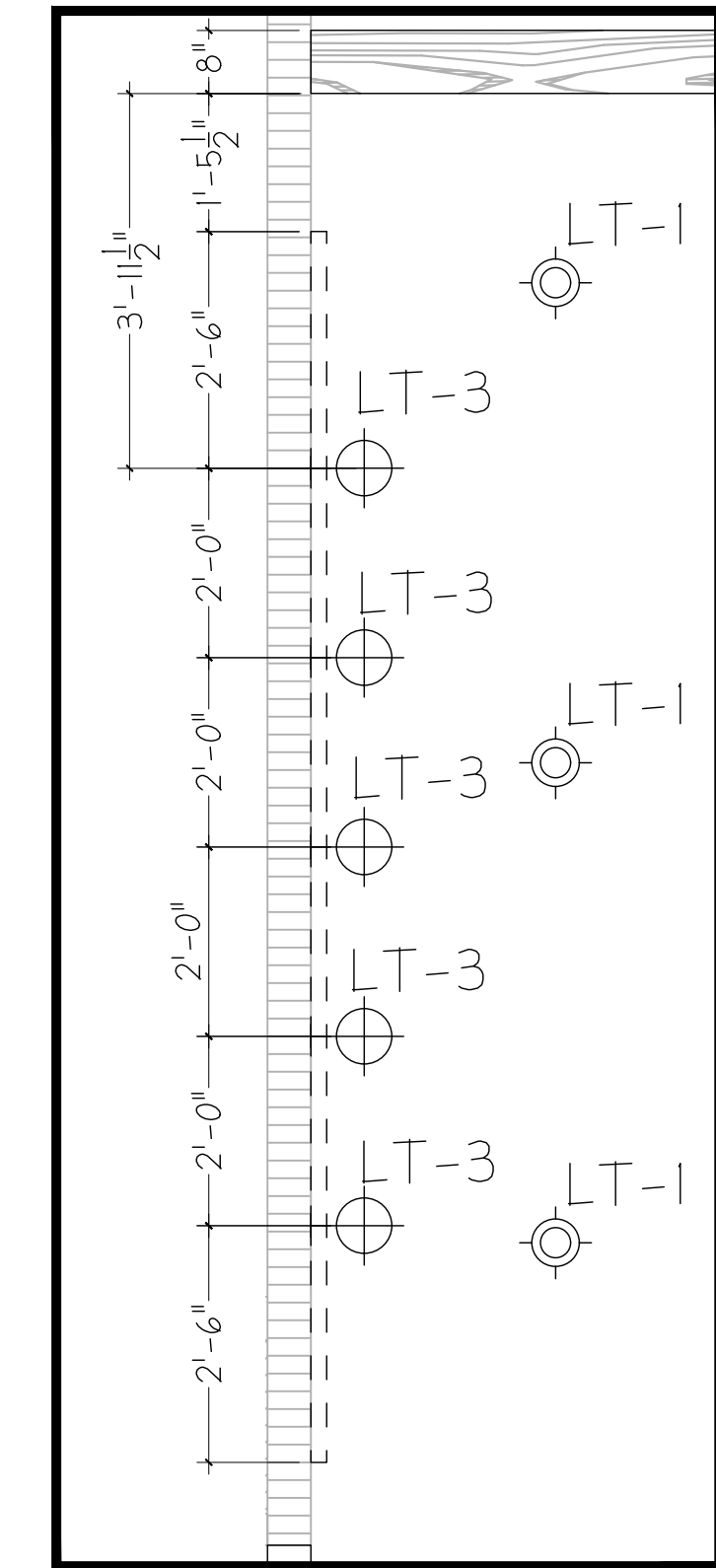


**RECREATION BLDG. REFLECTED CEILING AND DECO. LIGHTING PLAN**

NOTE: REFER TO ID4.1 FOR LIGHTING SCHEDULE

NOTE: REFER TO ID8 FOR FINISH SCHEDULE

SCALE: 1/4" = 1'-0"







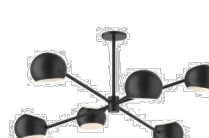


**A ENLARGED PLAN**  
 SCALE: 1/2" = 1'-0"

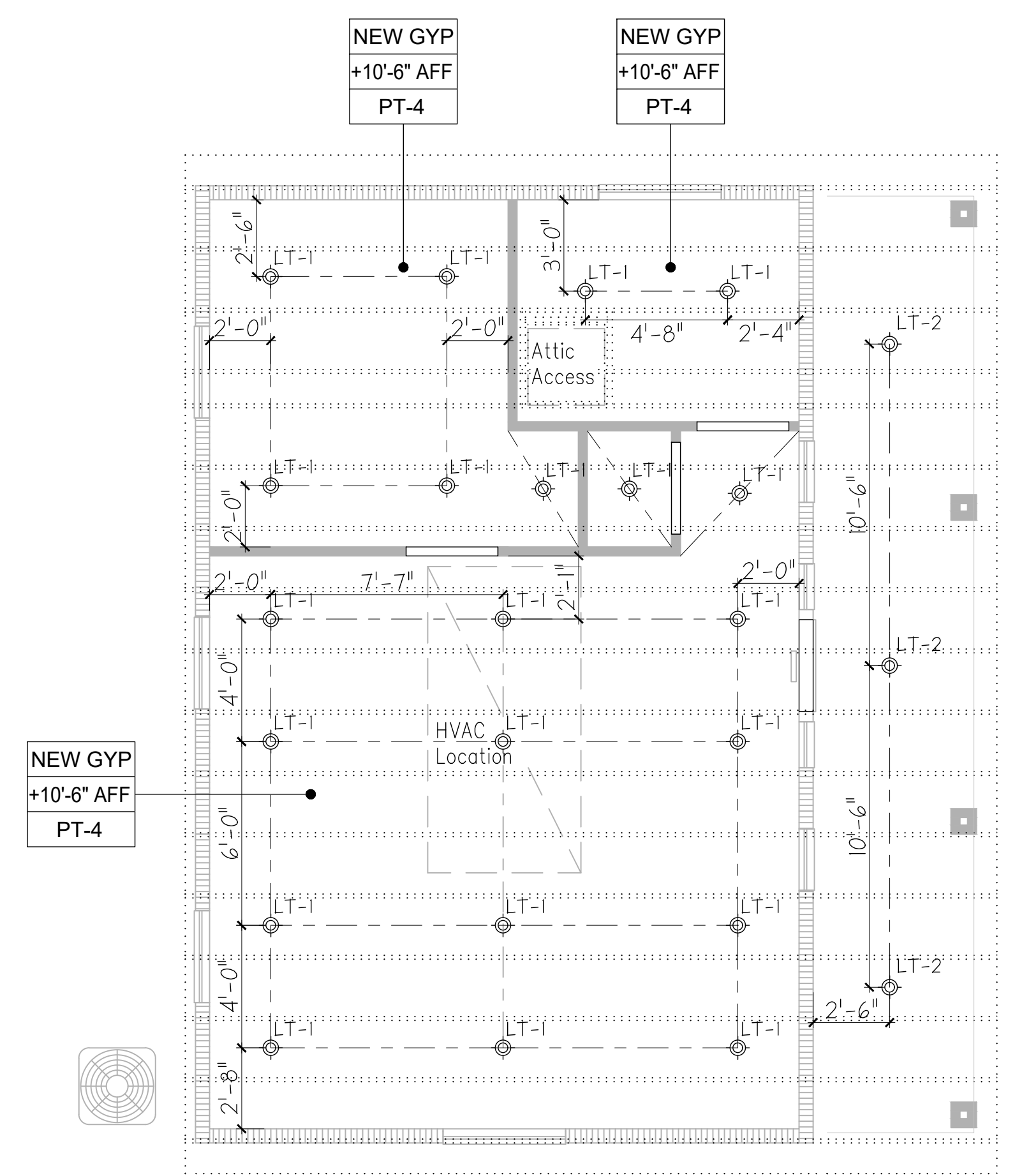
DISCLAIMER: THESE DOCUMENTS PROVIDE DESIGN INTENT ONLY AND ARE NOT TO BE USED FOR CONSTRUCTION WITHOUT THE REGISTERED ARCHITECTURAL SET OF DOCUMENTS. THE REGISTERED ARCHITECTURAL SET OF DOCUMENTS INCLUDES THE DESIGN AND CONSTRUCTION OF THE BUILDING. THE ARCHITECT DOES NOT WARRANT THE ACCURACY OF THE INFORMATION PROVIDED HEREIN. THE ARCHITECT IS NOT RESPONSIBLE FOR ANY ERRORS OR OMISSIONS IN THESE DOCUMENTS. THE ARCHITECT'S LIABILITY IS LIMITED TO THE PROFESSIONAL DESIGN ELEMENTS, FURNISHINGS OR FIXTURES PROVIDED HEREIN.

CLIENT NAME: AHV  
 PROJECT NAME: SYCAMORE HEIGHTS (MAGNOLIA)  
 PROJECT LOCATION: HOUSTON, TX  
 SHEET NAME: LEASING OFFICE REFLECTED CLG AND DECO. LIGHTING PLAN



|               |              |
|---------------|--------------|
| REVISIONS:    |              |
| INSTALL DATE: |              |
| SCALE:        |              |
| DATE:         | 9-29-23      |
| JOB NUMBER:   | 26505        |
| DRAWN BY:     | AM/KH        |
| PM:           | BK           |
| AE:           | JF           |
| SHEET:        | <b>ID4.1</b> |

| LIGHT SCHEDULE   |   |
|--|---|
| CLIENT: AHV COMMUNITIES<br>PROJECT NAME: MAGNOLIA HEIGHTS @ GOSLING ROAD<br>DATE: 8/4/2023<br>REVISION DATE: |   |
|                           | <b>LT-1</b><br><b>RECESSED CAN</b><br>MANUFACTURER: ENVISION LED LIGHTING<br>COLLECTION: CANLESS DOWNLIGHTS<br>ITEM: CADM COMMERCIAL DOWNLIGHTS<br>ITEM NUMBER: LED-CADM-3M30-SOCT<br>SIZE: 6" ROUND WHITE REFLECTOR<br>FINISH: WHITE TRIM RING<br>BULB: 3000K LED<br>GLASS: N/A<br>CANOPY / BACKPLATE: N/A<br>MOUNTING HEIGHT: RECESSED<br>REP: MERRIT LAWN<br>PHONE NUMBER: 1-281-748-6525<br>WEBSITE: <a href="http://WWW.CAPITOLLIGHT.COM">WWW.CAPITOLLIGHT.COM</a> <a href="http://WWW.ENVISIONLEDLIGHTING.COM">WWW.ENVISIONLEDLIGHTING.COM</a>  |
|                           | <b>LT-2</b><br><b>EXTERIOR RECESSED CAN</b><br>MANUFACTURER: JUNO<br>COLLECTION: PODZ LED DOWNLIGHT SERIES<br>ITEM: 6" CANLESS ROUND<br>ITEM NUMBER: JPDZ8<br>SIZE: 6" X 2-3/4" DEEP<br>FINISH: WHITE, WHITE TRIM RING<br>BULB: LED W/ COLOR TEMPERATURE SETTINGS<br>GLASS/SHADE: N/A<br>CANOPY / BACKPLATE: N/A<br>MOUNTING HEIGHT: RECESSED<br>WEBSITE: <a href="https://uno.acuitybrands.com/products/detail/1697225/juno/podz-series-canless-downlights/4-5-6---canless-downlights-for-new-construction-or-remodel-installations">https://uno.acuitybrands.com/products/detail/1697225/juno/podz-series-canless-downlights/4-5-6---canless-downlights-for-new-construction-or-remodel-installations</a> |
|                           | <b>LT-3</b><br><b>FLEX SPACE</b><br>MANUFACTURER: KUZCO<br>COLLECTION: BARCLAY<br>ITEM: 81751<br>SIZE: D2-3/8" x H3-1/2"<br>FINISH: BLACK<br>BULB: 50W / NOT INCLUDED<br>GLASS/SHADE: HALOGEN GU10 / BLACK<br>CANOPY / BACKPLATE: D4-1/2" x H3/8"<br>MOUNTING HEIGHT: 104" AFF<br>WEBSITE: <a href="https://kuzcolighting.com/product/barclay-81751/">https://kuzcolighting.com/product/barclay-81751/</a>  |
|                           | <b>LT-4</b><br><b>KITCHEN ISLAND</b><br>MANUFACTURER: KUZCO<br>COLLECTION: PALMETTO<br>ITEM: PD34402PBGO<br>SIZE: D20" x H11-3/4"<br>FINISH: POLISHED BRASS<br>BULB: 60W / NOT INCLUDED<br>GLASS/SHADE: GLOSSY OPAL/STEEL SPUN SHADE<br>CANOPY / BACKPLATE: D4-3/4" x H2"<br>MOUNTING HEIGHT: 66 1/4" AFF, 2 x 12", 1 x 6", 1 x 4" EXTENSION RODS<br>WEBSITE: <a href="https://kuzcolighting.com/product/palmetto-pd34402/">https://kuzcolighting.com/product/palmetto-pd34402/</a>   |
|                         | <b>LT-5</b><br><b>CONFERENCE ROOM</b><br>MANUFACTURER: KUZCO<br>COLLECTION: WILLOW<br>ITEM: CH648637<br>SIZE: D37" x H13"<br>FINISH: MATTE BLACK<br>BULB: (6) E12 60W / 3000K - NOT INCLUDED<br>CANOPY / BACKPLATE: D4-3/4" x H5/8"<br>MOUNTING HEIGHT: 72" AFF<br>WEBSITE: <a href="https://kuzcolighting.com/product/willow-ch648637/">https://kuzcolighting.com/product/willow-ch648637/</a>   |
|                         | <b>LT-6</b><br><b>AMENITY RESTROOMS</b><br>MANUFACTURER: KUZCO<br>COLLECTION: GRAMERCY<br>ITEM: LP70148<br>SIZE: L48" x W2-3/8" x H4-1/2"<br>FINISH: BLACK<br>BULB: 40W / 3000K LED W/ DC DRIVER<br>GLASS/SHADE: FROSTED GLASS<br>CANOPY / BACKPLATE: D5-3/4" x H1-1/2"<br>MOUNTING HEIGHT: 80" AFF<br>WEBSITE: <a href="https://kuzcolighting.com/product/gramercy-lp70148/">https://kuzcolighting.com/product/gramercy-lp70148/</a>   |
|                         | <b>FAN-1</b><br><b>AMENITY: GREAT ROOM, CARDIO, FITNESS</b><br>MANUFACTURER: KUZCO<br>COLLECTION: OWENS<br>ITEM: CF94956<br>SIZE: D56" x H14-5/8"<br>FINISH: MATTE BLACK<br>BULB: 20W / 3000K LED DOWNLIGHT<br>GLASS/SHADE: POLYMERIC DIFFUSER, INTEGRATED DIMMING W/ REMOTE<br>CANOPY / BACKPLATE: D6" x H2-3/8"<br>MOUNTING HEIGHT: 9'-6" AFF, WITH EXTENSIONS<br>WEBSITE: <a href="https://kuzcolighting.com/product/owens-cf94956/">https://kuzcolighting.com/product/owens-cf94956/</a>  |



# LEASING OFFICE REFLECTED CEILING AND DECO. LIGHTING PLAN

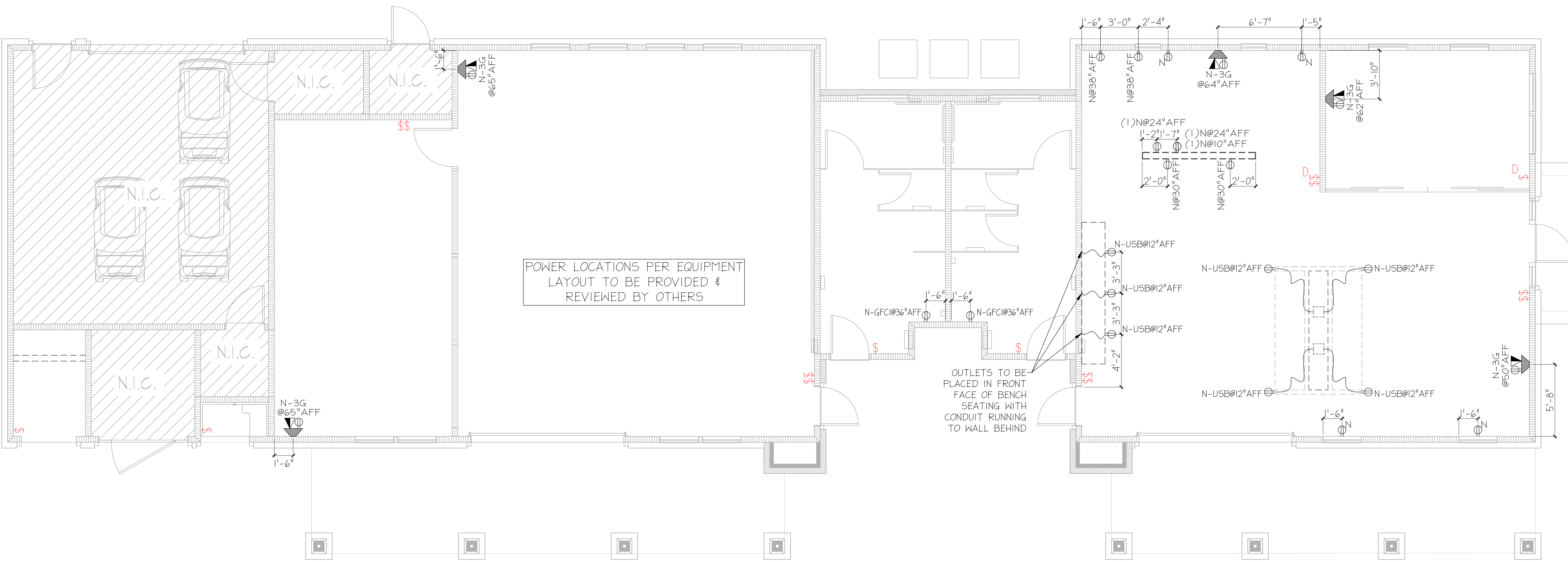
NOTE: REFER TO ID8 FOR FINISH SCHEDULE

SCALE: 1/4" = 1'-0"



- NOTE:
- ALL LIGHTING FIXTURES ARE TO BE G.C. PROVIDED & INSTALLED. U.N.O.
  - EXTERIOR LIGHT SPECS. TO BE PROVIDED BY OTHERS.
  - \*\* CLI TO APPROVE ANY SUBSTITUTIONS FOR LIGHT FIXTURES.
  - \*\* FIXTURE FINISH AS SPECIFIED ABOVE
  - \*\* OVERALL SWITCHING PLAN TO BE PROVIDED BY ARCHITECT
  - \*\* SWITCH PLATE COLOR TO BE WHITE

DISCLAIMER: THESE DOCUMENTS PROVIDE DESIGN INTENT ONLY AND ARE NOT TO BE USED TO SUPERSEDE THE REGISTERED ARCHITECTURAL SET OF DOCUMENTS WITHOUT PROPER ARCHITECTURAL REVIEW. THE ARCHITECT, GENERAL CONTRACTOR AND TRADE CONTRACTOR MUST VERIFY CORRECT CODE APPLICATION AND INSTALLATION OF PROVIDED ELEMENTS WITHIN THEIR RESPECTIVE SCOPE OF WORK PRIOR TO PERFORMING ANY WORK. CREATIVE LICENSE INTERNATIONAL PROVIDES NO WARRANTY, REPRESENTATION OR GUARANTEE FOR ANY WORK PROVIDED UNLESS SPECIFICALLY NOTED OTHERWISE. CREATIVE LICENSE INTERNATIONAL PROVIDES NO WARRANTY FOR ANY WORK PROVIDED UNLESS SPECIFICALLY NOTED OTHERWISE.



POWER LOCATIONS PER EQUIPMENT LAYOUT TO BE PROVIDED & REVIEWED BY OTHERS

OUTLETS TO BE PLACED IN FRONT FACE OF BENCH SEATING WITH CONDUIT RUNNING TO WALL BEHIND

## RECREATION BLDG. COORDINATION PLAN (POWER, SIGNAL, & DATA)

SCALE: 1/4" = 1'-0"



### POWER & DATA LEGEND

|      |  |
|------|--|
| N-30 | NEW DUPLEX RECEPTACLE<br>MTD. @ 18" AFF (U.N.O.)   |
| N-30 | NEW TELEPHONE/DATA OUTLET<br>MTD. @ 18" AFF. (U.N.O.)  |
| N-3G | NEW THREE-GANG RECESSED TV BOX W/SURGE PROTECTIVE & LOW VOLTAGE KIT, WHITE MANUF.: LEGRAND MODEL: TV3WTVSSW OUTLET MTD. @ AFF.(SEE PLAN) |
| N    | NEW RECESSED FLOOR / DATA OUTLET   |
| N    | FOUR PLEX RECESSED FLOOR RECEPTACLE  |
| N    | NEW J-BOX OUTLET   |
| \$   | GENERAL LOCATION OF DIMMER SWITCH  |
| \$   | GENERAL LOCATION OF SWITCH   |

### GENERAL NOTES

**NOTES:**  
ALL POWER/DATA FIXTURES ARE TO BE G.C. PROVIDED & INSTALLED.

ELECTRICAL PLAN DOES NOT INCLUDE OVERALL ELECTRICAL LOCATIONS BASED ON THE ELECTRICAL ENGINEER. ALL OUTLET LOCATIONS SHOWN SPECIFICALLY CORRESPOND WITH INTERIOR DESIGN.

ALL ELECTRICAL LOCATIONS REQUIRING GFCI MUST BE SPECIFIED BY ELECTRICAL ENGINEER.

ALL AFF HEIGHTS ARE DIMENSIONED TO THE CENTER OF THE OUTLET LOCATION.

ALL EQUIPMENT/APPLIANCE RECEPTACLES TO BE INSTALLED ACCORDING TO MANUFACTURERS VOLTAGE REQUIREMENTS.

ELECTRICAL PLAN DOES NOT INCLUDE ELECTRICAL LOCATIONS FOR ADDITIONAL EQUIPMENT SPECIFIED AND SUPPLIED BY CLIENT.

CLIENT NAME: AHV  
PROJECT NAME: SYCAMORE HEIGHTS (MAGNOLIA)  
PROJECT LOCATION: HOUSTON, TX  
SHEET NAME: REC. BLDG. COORD. PLAN (POWER, SIGNAL, & DATA)

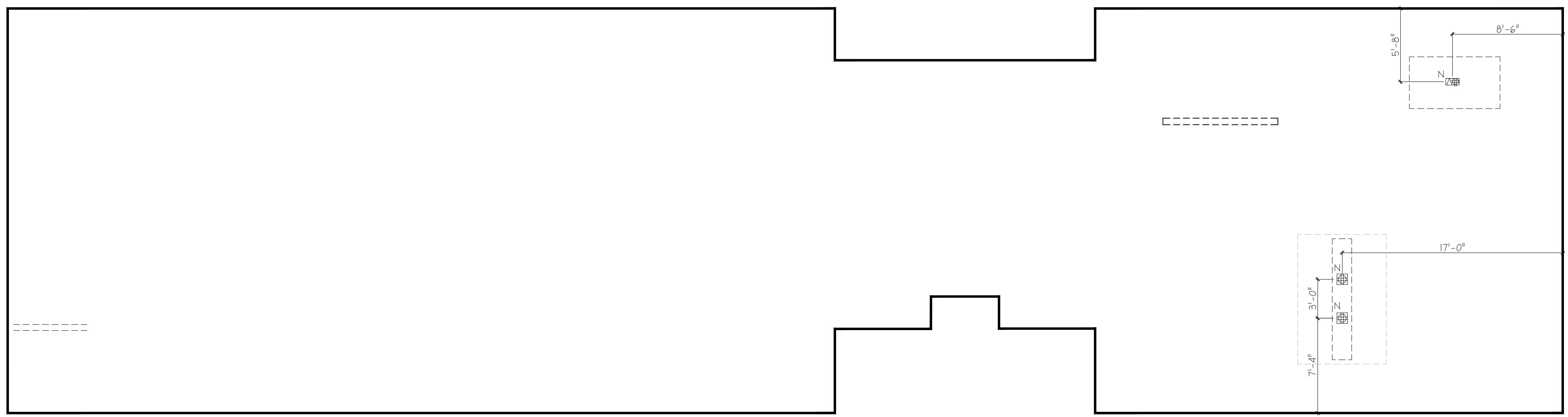
**Creative License**  
international

REVISIONS:

|               |            |
|---------------|------------|
| INSTALL DATE: |            |
| SCALE:        |            |
| DATE:         | 9-29-23    |
| JOB NUMBER:   | 26505      |
| DRAWN BY:     | AM/KH      |
| PM:           | BK         |
| AE:           | JF         |
| SHEET:        | <b>ID5</b> |

SHEET SIZE: 24" X 36"

DISCLAIMER:  
 THESE DOCUMENTS PROVIDE DESIGN INTENT ONLY AND ARE NOT TO BE USED FOR CONSTRUCTION. THE REGISTERED ARCHITECTURAL SET OF DOCUMENTS, WHEN USED IN CONJUNCTION WITH THE BUILDING GENERAL CONTRACT AND TRADE CONTRACTOR MUST VERIFY CORRECT CODE APPLICATION AND INSTALLATION OF DESIGNED ELEMENTS WITHIN THEIR RESPECTIVE SCOPE OF WORK PRIOR TO PERFORMING ANY WORK. CREATIVE LICENSE INTERNATIONAL IS NOT LIABLE OR OTHERWISE FOR DAMAGES, CONTRACTED OR UNCONTRACTED, INCLUDING REPAIRS, REWORKS, OR DELAYS, ARISING FROM OR CAUSED BY THESE DOCUMENTS, FURNISHINGS OR FIXTURES.



# REC. BLDG. COORDINATION PLAN (FLOOR OUTLETS)

SCALE: 1/4" = 1'-0"



## POWER & DATA LEGEND


|       |                                     |
|-------|-------------------------------------|
| N<br> | NEW RECESSED FLOOR / DATA OUTLET    |
| N<br> | FOUR PLEX RECESSED FLOOR RECEPTACLE |

## GENERAL NOTES

**NOTES:**  
 ALL POWER/DATA FIXTURES ARE TO BE G.C. PROVIDED & INSTALLED.  
 ELECTRICAL PLAN DOES NOT INCLUDE OVERALL ELECTRICAL LOCATIONS BASED ON THE ELECTRICAL ENGINEER. ALL OUTLET LOCATIONS SHOWN SPECIFICALLY CORRESPOND WITH INTERIOR DESIGN.  
 ALL ELECTRICAL LOCATIONS REQUIRING GFCI MUST BE SPECIFIED BY ELECTRICAL ENGINEER.  
 ALL AFF HEIGHTS ARE DIMENSIONED TO THE CENTER OF THE OUTLET LOCATION.  
 ALL EQUIPMENT/APPLIANCE RECEPTACLES TO BE INSTALLED ACCORDING TO MANUFACTURERS VOLTAGE REQUIREMENTS.  
 ELECTRICAL PLAN DOES NOT INCLUDE ELECTRICAL LOCATIONS FOR ADDITIONAL EQUIPMENT SPECIFIED AND SUPPLIED BY CLIENT.

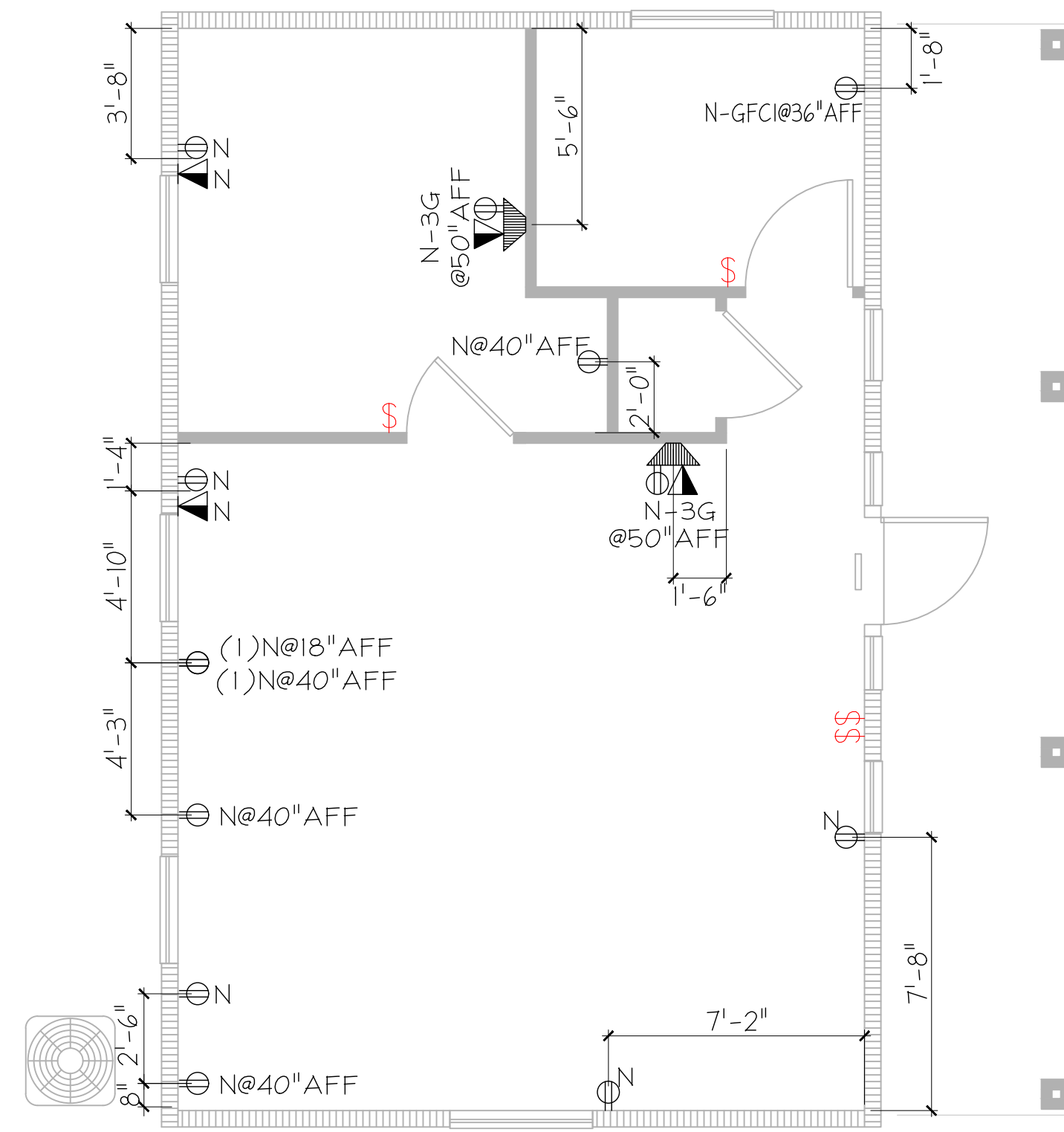
CLIENT NAME:  
**AHV**  
 PROJECT NAME:  
**SYCAMORE HEIGHTS (MAGNOLIA)**  
 PROJECT LOCATION:  
**HOUSTON, TX**  
 SHEET NAME:  
**REC. BLDG. COORDINATION PLAN (FLOOR OUTLETS)**

**Creative License**  
 international



|               |             |
|---------------|-------------|
| REVISIONS:    |             |
| INSTALL DATE: |             |
| SCALE:        |             |
| DATE:         | 9-29-23     |
| JOB NUMBER:   | 26505       |
| DRAWN BY:     | AM/KH       |
| PM:           | BK          |
| AE:           | JF          |
| SHEET:        | <b>ID5A</b> |

DISCLAIMER:  
 THESE DOCUMENTS PROVIDE DESIGN INTENT ONLY AND ARE NOT TO BE USED TO SUPERSEDE THE REGISTERED ARCHITECTURAL SET OF DOCUMENTS WITHOUT PROPER ARCHITECTURAL REVIEW. THE REGISTERED ARCHITECT AND TRADE CONTRACTOR MUST VERIFY CORRECT CODE APPLICATION AND INSTALLATION OF PROVIDED ELEMENTS WITHIN THEIR RESPECTIVE SCOPE OF WORK PRIOR TO PERFORMING ANY CONSTRUCTION. LICENSEE ASSUMES NO LIABILITY FOR ANY CHANGES OR OMISSIONS OF WORK PROVIDED HEREON. DESIGN ELEMENTS, FURNISHINGS OR FIXTURES.



**POWER & DATA LEGEND**

|      |   |
|------|---|
| N-3G | NEW DUPLEX RECEPTACLE<br>MTD. @ 18" AFF (U.N.O.)  |
| N-3G | NEW TELEPHONE/DATA OUTLET<br>MTD. @ 18" AFF. (U.N.O.)   |
| N-3G | NEW THREE-GANG RECESSED<br>TV BOX W/SURGE PROTECTIVE<br>& LOW VOLTAGE KIT, WHITE<br>MANUF.: LEGRAND<br>MODEL: TV3WTVSSW<br>OUTLET MTD. @ AFF.(SEE PLAN) |
| N-3G | NEW RECESSED FLOOR / DATA OUTLET  |
| N-3G | FOUR PLEX RECESSED FLOOR<br>RECEPTACLE  |
| N-3G | NEW J-BOX OUTLET  |
| \$   | GENERAL LOCATION OF DIMMER SWITCH   |
| \$\$ | GENERAL LOCATION OF SWITCH  |

**GENERAL NOTES**

**NOTES:**  
 ALL POWER/DATA FIXTURES ARE TO BE G.C. PROVIDED & INSTALLED.

ELECTRICAL PLAN DOES NOT INCLUDE OVERALL ELECTRICAL LOCATIONS BASED ON THE ELECTRICAL ENGINEER. ALL OUTLET LOCATIONS SHOWN SPECIFICALLY CORRESPOND WITH INTERIOR DESIGN.

ALL ELECTRICAL LOCATIONS REQUIRING GFCI MUST BE SPECIFIED BY ELECTRICAL ENGINEER.

ALL AFF HEIGHTS ARE DIMENSIONED TO THE CENTER OF THE OUTLET LOCATION.

ALL EQUIPMENT/APPLIANCE RECEPTACLES TO BE INSTALLED ACCORDING TO MANUFACTURERS VOLTAGE REQUIREMENTS.

ELECTRICAL PLAN DOES NOT INCLUDE ELECTRICAL LOCATIONS FOR ADDITIONAL EQUIPMENT SPECIFIED AND SUPPLIED BY CLIENT.

**COORDINATION PLAN (POWER, SIGNAL, & DATA)**

SCALE: 1/4" = 1'-0"



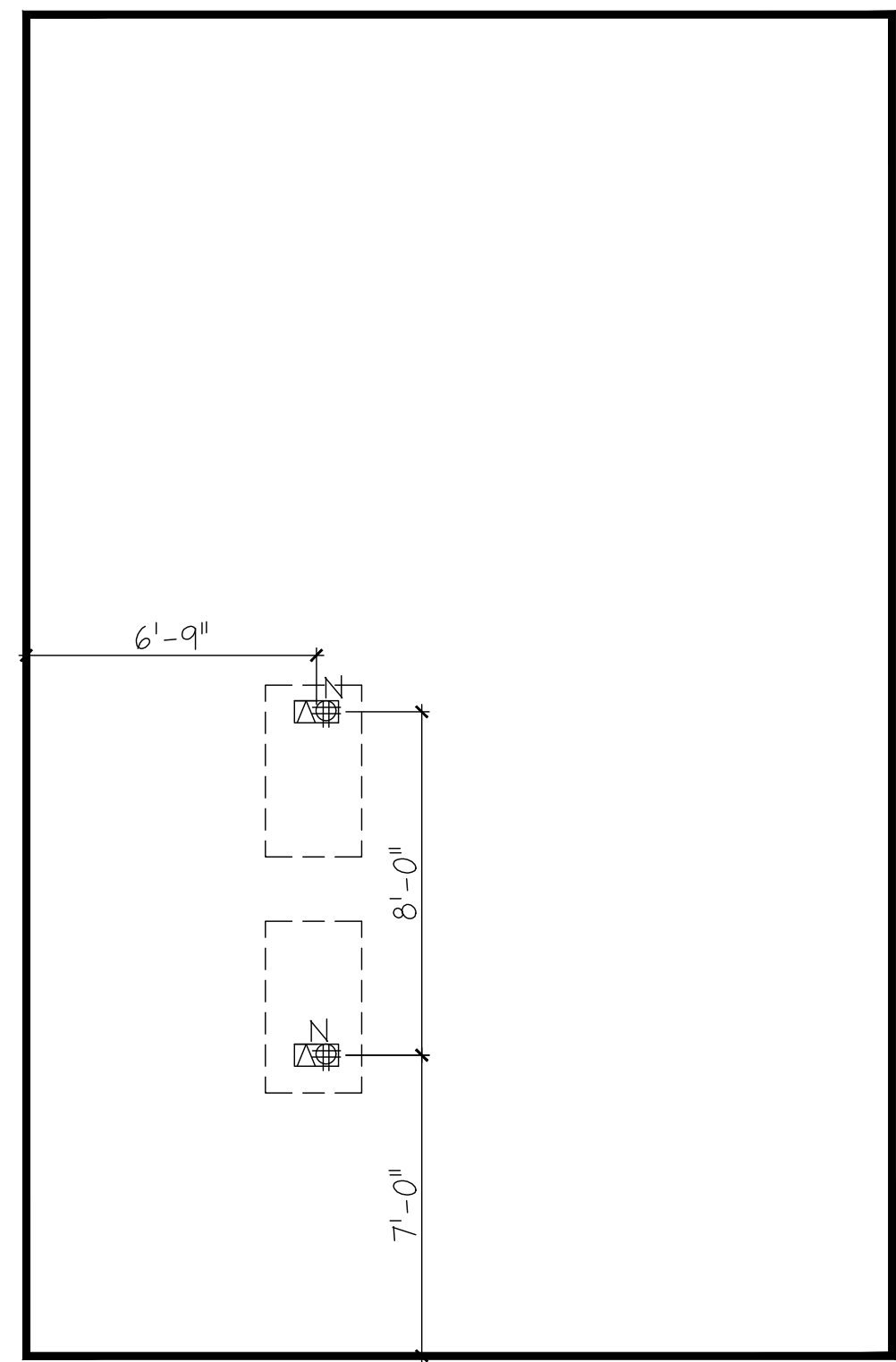
CLIENT NAME: **AHV**  
 PROJECT NAME: **SYCAMORE HEIGHTS (MAGNOLIA)**  
 PROJECT LOCATION: **HOUSTON, TX**  
 SHEET NAME: **COORD. PLAN (POWER, SIGNAL, & DATA)**



|               |         |
|---------------|---------|
| REVISIONS:    |         |
| INSTALL DATE: |         |
| SCALE:        |         |
| DATE:         | 9-29-23 |
| JOB NUMBER:   | 26505   |
| DRAWN BY:     | AM/KH   |
| PM:           | BK      |
| AE:           | JF      |

SHEET: **ID5.1**

DISCLAIMER:  
 THESE DOCUMENTS PROVIDE DESIGN INTENT ONLY AND ARE NOT TO SUPERSEDE THE REGISTERED ARCHITECTURAL SET OF DOCUMENTS WITHOUT PROPER ARCHITECTURAL REVIEW. THE ARCHITECT, GENERAL CONTRACTOR AND TRADE CONTRACTOR MUST VERIFY CORRECT CODE APPLICATION AND INSTALLATION OF PROVIDED ELEMENTS WITHIN THEIR RESPECTIVE SCOPE OF WORK PRIOR TO PERFORMING ANY WORK. CREATIVE LICENSE ASSUMES NO LIABILITY OR OBLIGATION FOR WORK CONTRACTED BY OTHERS PROVIDED NEITHER DESIGN ELEMENTS, FURNISHINGS OR FIXTURES.



**POWER & DATA LEGEND**

|       |                                  |
|-------|----------------------------------|
| N<br> | NEW RECESSED FLOOR / DATA OUTLET |
|-------|----------------------------------|

**GENERAL NOTES**

NOTES:  
 ALL POWER/DATA FIXTURES ARE TO BE G.C. PROVIDED & INSTALLED.

ELECTRICAL PLAN DOES NOT INCLUDE OVERALL ELECTRICAL LOCATIONS BASED ON THE ELECTRICAL ENGINEER. ALL OUTLET LOCATIONS SHOWN SPECIFICALLY CORRESPOND WITH INTERIOR DESIGN.

ALL ELECTRICAL LOCATIONS REQUIRING GFCI MUST BE SPECIFIED BY ELECTRICAL ENGINEER.

ALL AFF HEIGHTS ARE DIMENSIONED TO THE CENTER OF THE OUTLET LOCATION.

ALL EQUIPMENT/APPLIANCE RECEPTACLES TO BE INSTALLED ACCORDING TO MANUFACTURERS VOLTAGE REQUIREMENTS.

ELECTRICAL PLAN DOES NOT INCLUDE ELECTRICAL LOCATIONS FOR ADDITIONAL EQUIPMENT SPECIFIED AND SUPPLIED BY CLIENT.

**LEASING OFFICE COORDINATION PLAN (FLOOR OUTLETS)**

SCALE: 1/4" = 1'-0"



CLIENT NAME:  
**AHV**

PROJECT NAME:  
**SYCAMORE HEIGHTS (MAGNOLIA)**

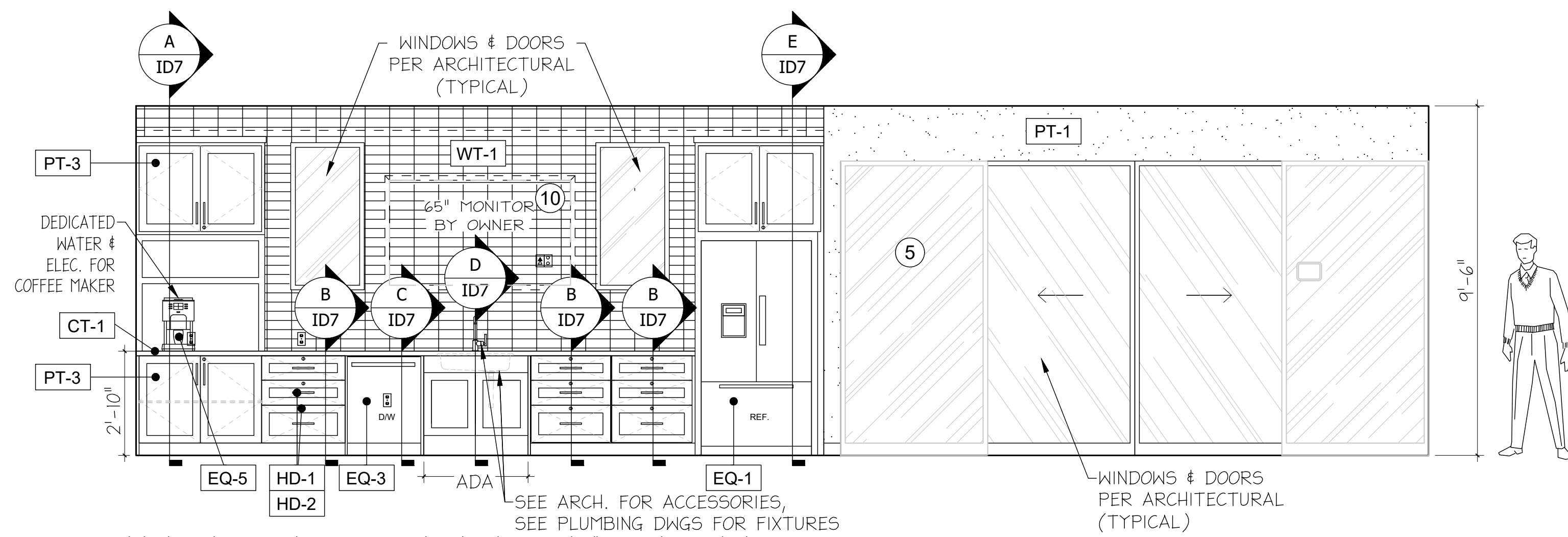
PROJECT LOCATION:  
**HOUSTON, TX**

SHEET NAME:  
**LEASING OFFICE COORDINATION PLAN (FLOOR OUTLETS)**



|               |         |
|---------------|---------|
| REVISIONS:    |         |
| INSTALL DATE: |         |
| SCALE:        |         |
| DATE:         | 9-29-23 |
| JOB NUMBER:   | 26505   |
| DRAWN BY:     | AM/KH   |
| PM:           | BK      |
| AE:           | JF      |

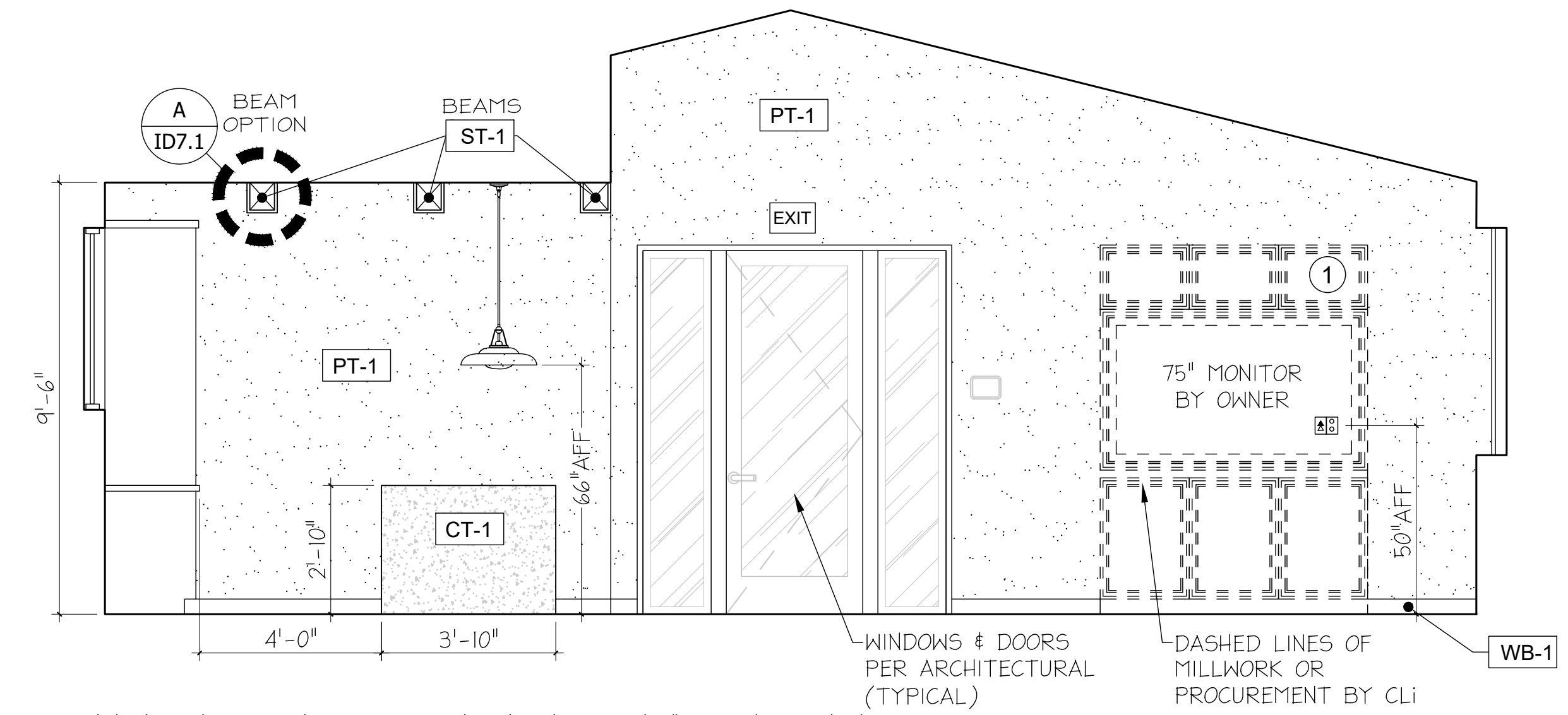
SHEET: **ID5.1A**



# 1 INTERIOR ELEVATION

KITCHEN

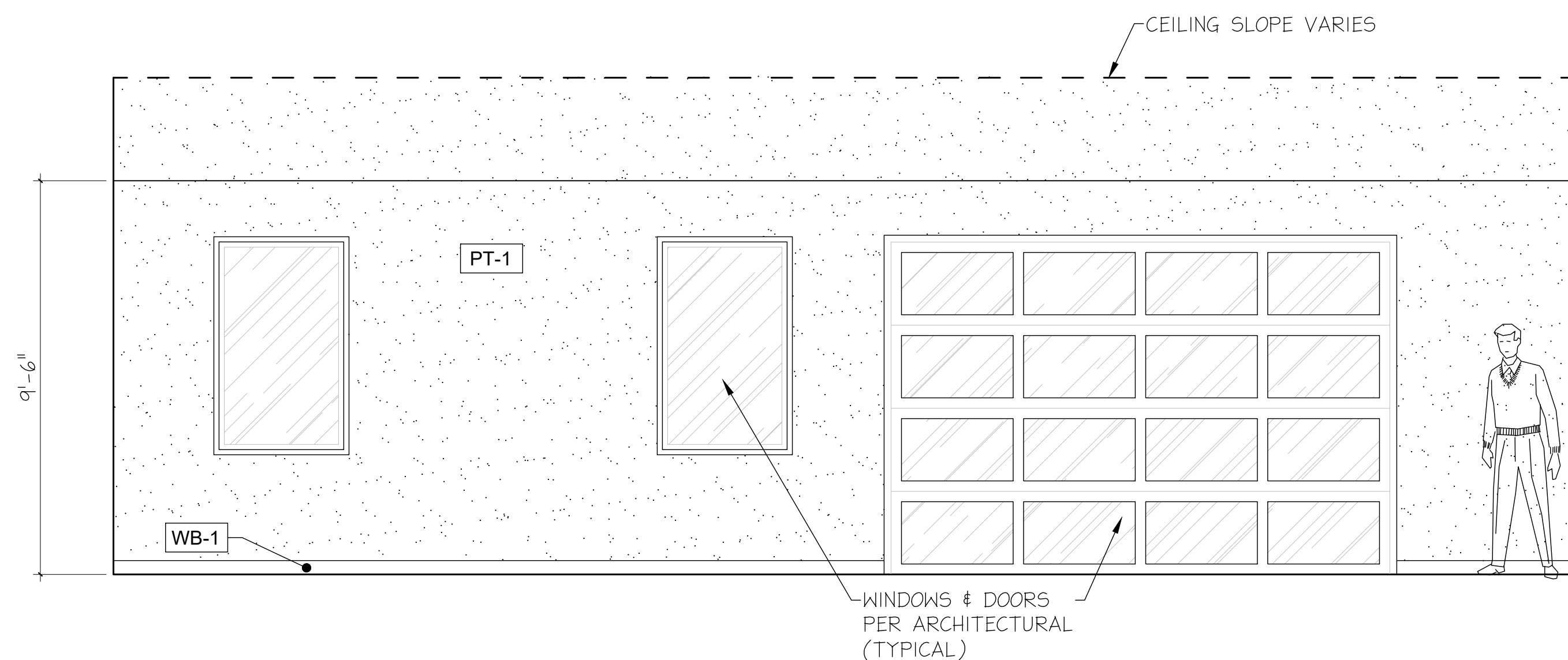
SCALE: 3/8" = 1'-0"



# 2 INTERIOR ELEVATION

KITCHEN/GREAT ROOM

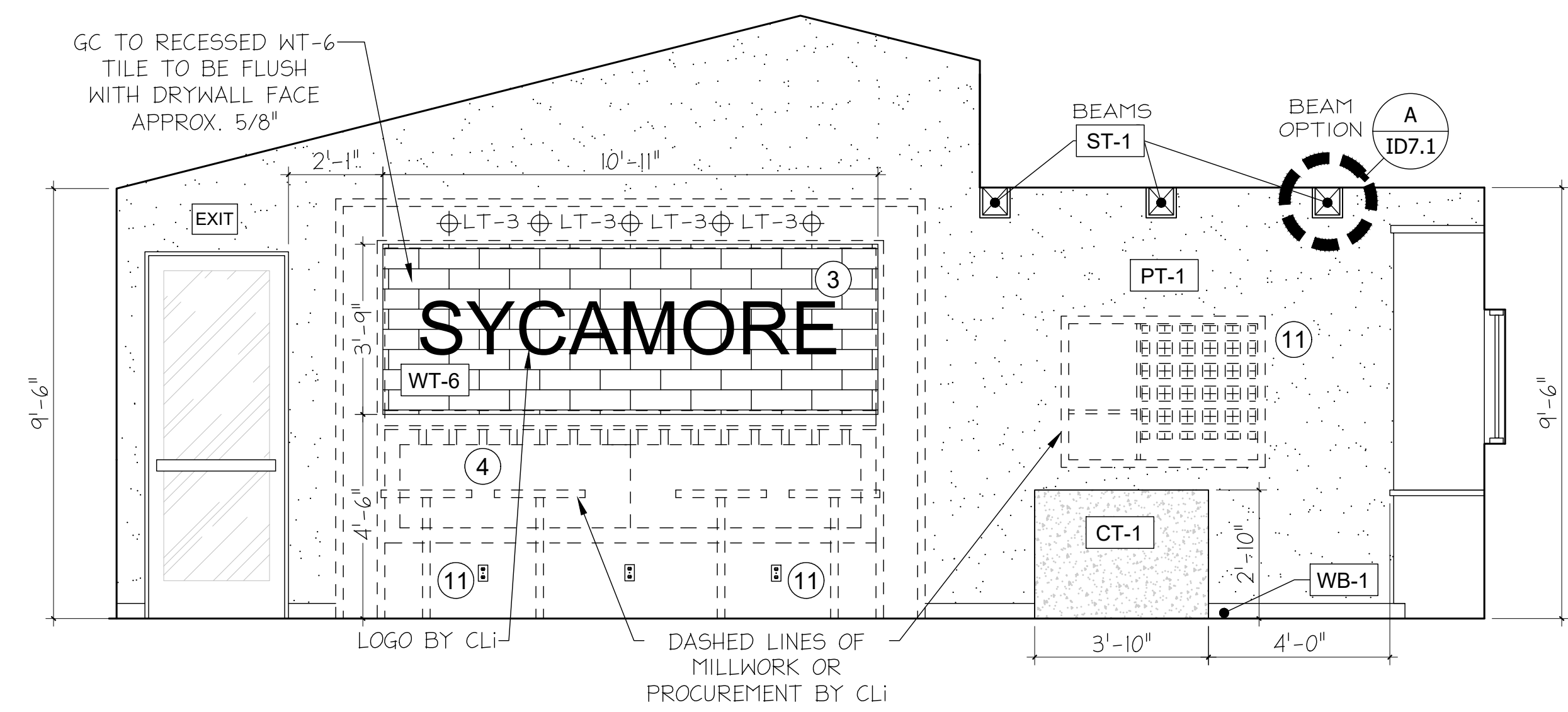
SCALE: 3/8" = 1'-0"



# 3 INTERIOR ELEVATION

GREAT ROOM

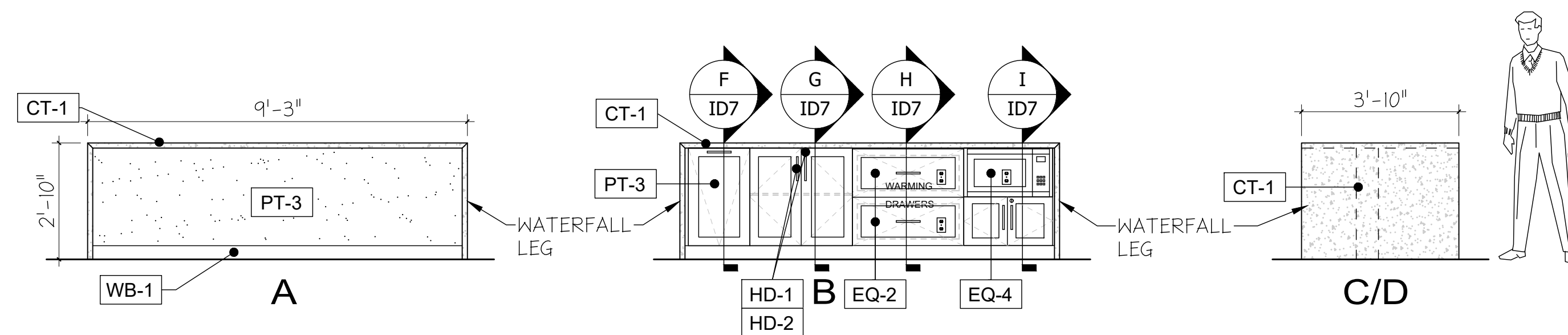
SCALE: 3/8" = 1'-0"



# 4 INTERIOR ELEVATION

GREAT ROOM/ KITCHEN

SCALE: 3/8" = 1'-0"



# 5 INTERIOR ELEVATION

KITCHEN ISLAND

SCALE: 3/8" = 1'-0"

NOTE: REFER TO ID8 FOR FINISH SCHEDULE

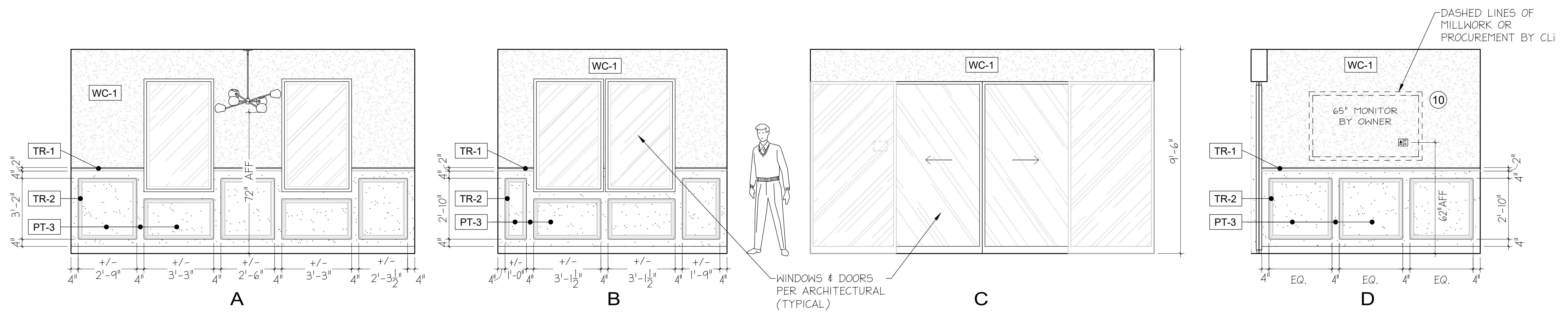
DISCLAIMER: THESE DOCUMENTS PROVIDE DESIGN INTENT ONLY AND ARE NOT TO BE USED TO SUPERSEDE THE REGISTERED ARCHITECTURAL SET OF DOCUMENTS WITHOUT PROPER ARCHITECTURAL REVIEW. THE ARCHITECT, GENERAL CONTRACTOR AND TRADE CONTRACTOR MUST VERIFY CORRECT CODE APPLICATION AND INSTALLATION OF FINISHED ELEMENTS WITHIN THEIR RESPECTIVE SCOPE OF WORK PRIOR TO PERMITTING AND/OR OBTAINING LICENSES AND PERMITS. ANY CHANGES OR OMISSIONS SHALL BE THE RESPONSIBILITY OF THE CLIENT. THE ARCHITECT ASSUMES NO LIABILITY FOR DAMAGES OR INJURIES CAUSED BY THE USE OF THESE DOCUMENTS WITHOUT PROPER ARCHITECTURAL REVIEW.

CLIENT NAME: **AHV**  
 PROJECT NAME: **SYCAMORE HEIGHTS (MAGNOLIA)**  
 PROJECT LOCATION: **HOUSTON, TX**  
 SHEET NAME: **INTERIOR ELEVATIONS**

**Creative License**  
 international

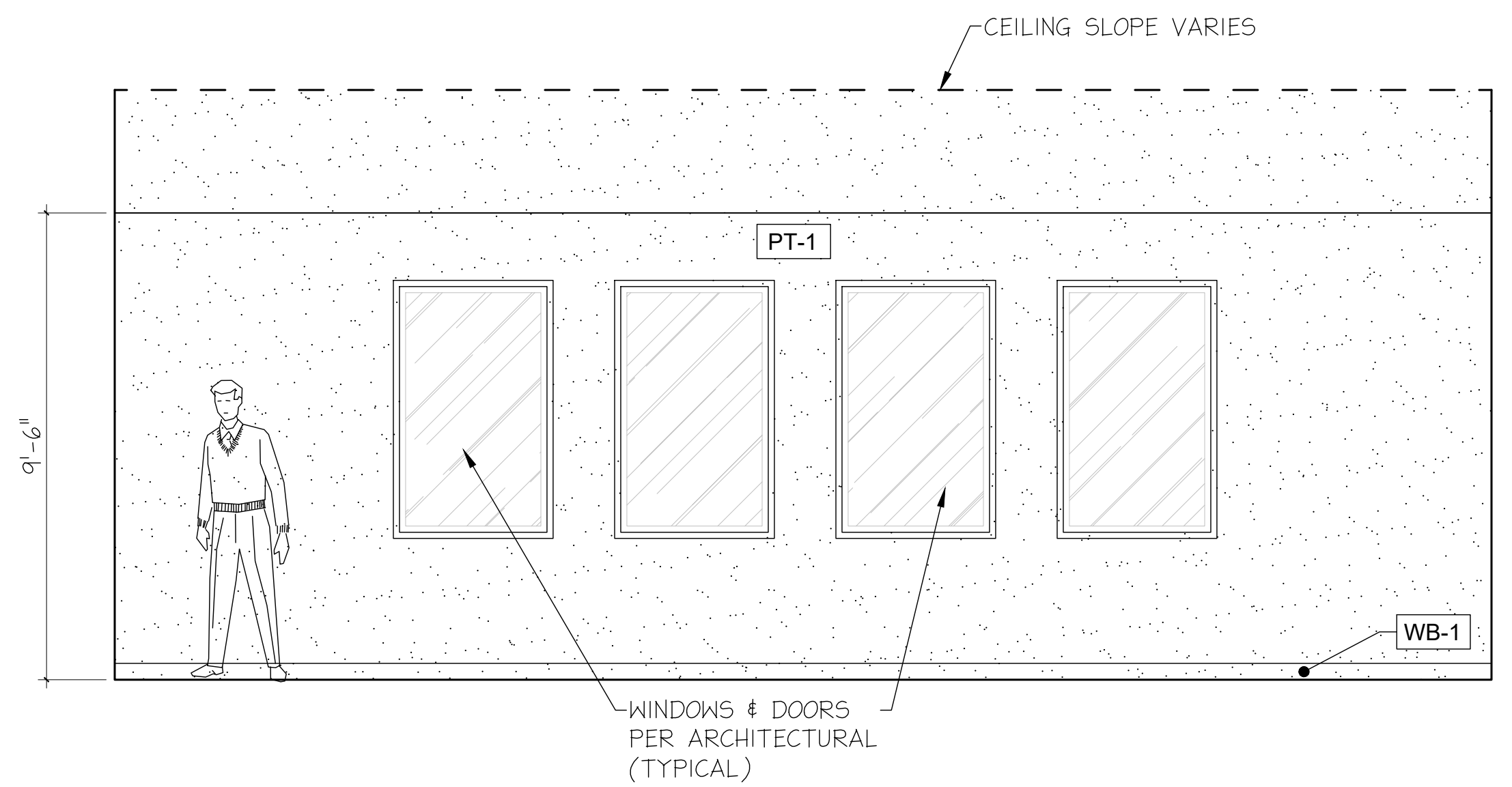
|               |            |
|---------------|------------|
| REVISIONS:    |            |
| INSTALL DATE: |            |
| SCALE:        |            |
| DATE:         | 9-29-23    |
| JOB NUMBER:   | 26505      |
| DRAWN BY:     | AM/KH      |
| PM:           | BK         |
| AE:           | JF         |
| SHEET:        | <b>ID6</b> |

DISCLAIMER: THESE DOCUMENTS PROVIDE DESIGN INTENT ONLY AND ARE NOT TO BE USED TO SUPERSEDE THE REGISTERED ARCHITECTURAL SET OF DOCUMENTS WITHOUT PROPER ARCHITECTURAL REVIEW. THE ARCHITECT, GENERAL CONTRACTOR AND TRADE CONTRACTOR MUST VERIFY CORRECT CODE APPLICATION AND INSTALLATION OF FINISHED ELEMENTS WITHIN THEIR RESPECTIVE SCOPE OF WORK PRIOR TO PERMITTING AND/OR OBTAINING LICENSES AND/OR PERMITS. THE ARCHITECT IS NOT RESPONSIBLE FOR OMISSIONS, ERRORS OR OMISSIONS OF FINISHED ELEMENTS PROVIDED UNLESS SPECIFICALLY IDENTIFIED IN THESE DOCUMENTS. FINISHED ELEMENTS, FURNISHINGS OR FIXTURES.



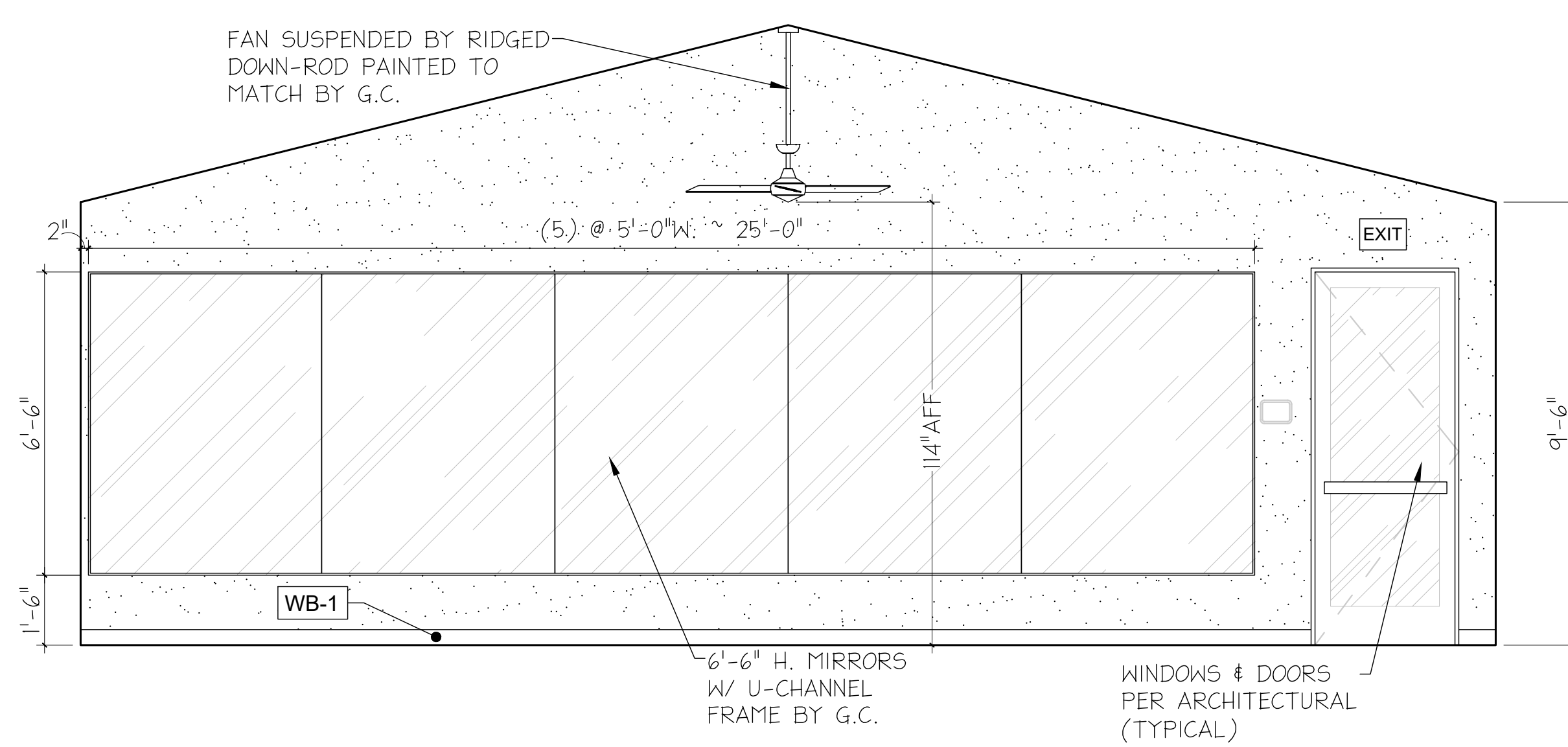
1 INTERIOR ELEVATION  
CONFERENCE ROOM

SCALE: 3/8" = 1'-0"



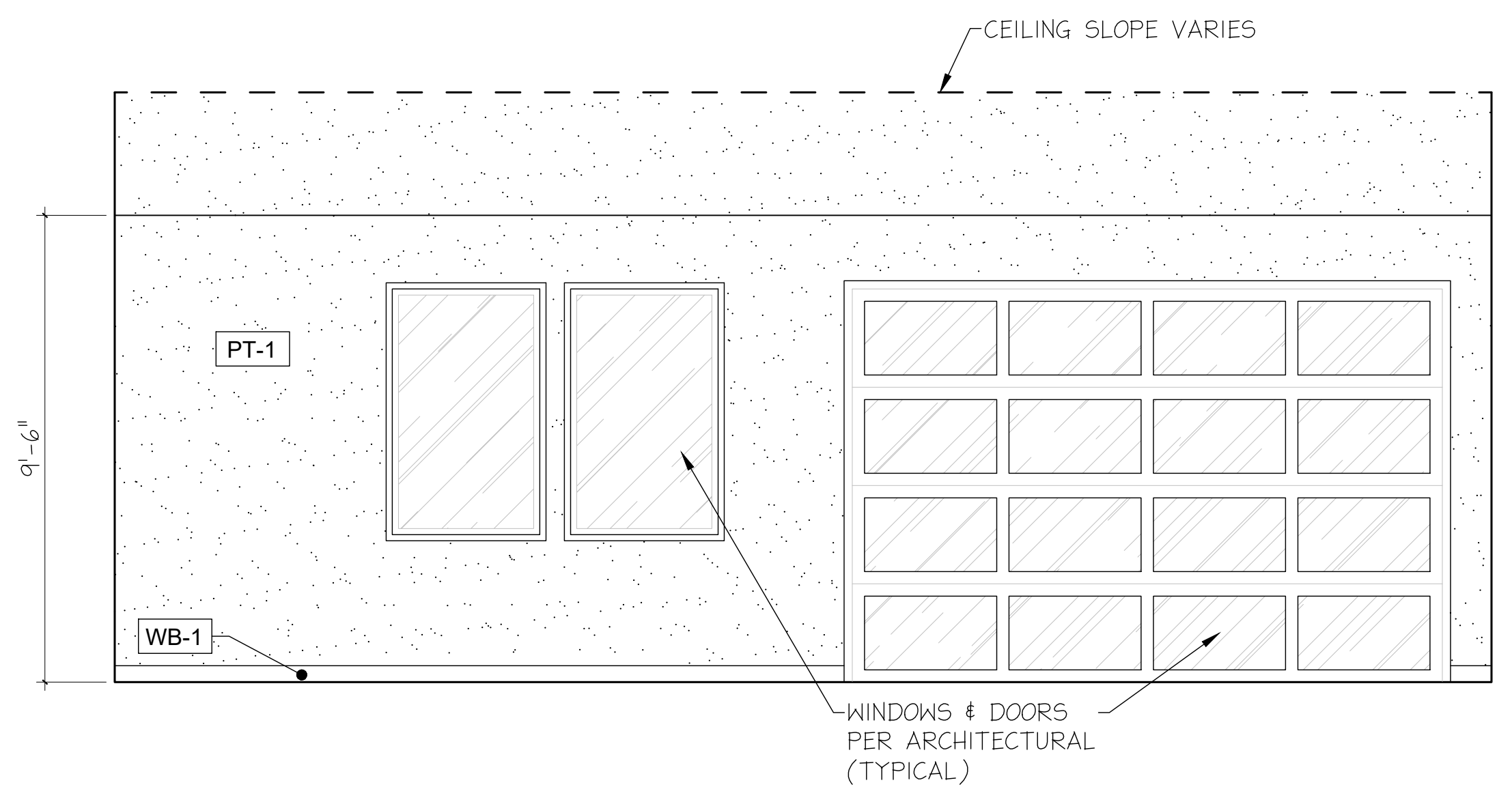
2 INTERIOR ELEVATION  
FITNESS

SCALE: 3/8" = 1'-0"



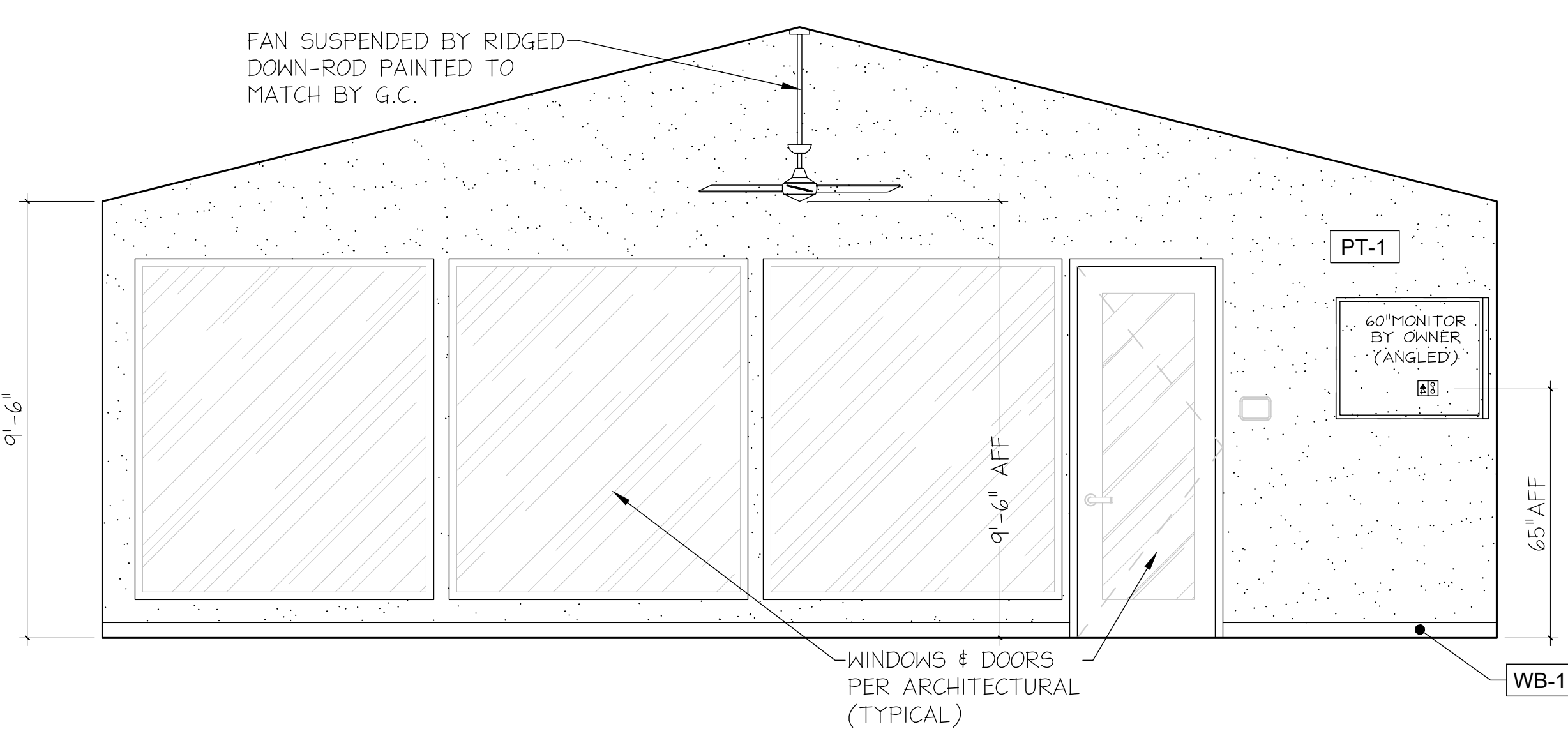
3 INTERIOR ELEVATION  
FITNESS

SCALE: 3/8" = 1'-0"



4 INTERIOR ELEVATION  
FITNESS

SCALE: 3/8" = 1'-0"



5 INTERIOR ELEVATION  
FITNESS

SCALE: 3/8" = 1'-0"

NOTE: REFER TO ID8 FOR FINISH SCHEDULE

CLIENT NAME: AHV  
PROJECT NAME: SYCAMORE HEIGHTS (MAGNOLIA)  
PROJECT LOCATION: HOUSTON, TX  
SHEET NAME: INTERIOR ELEVATIONS

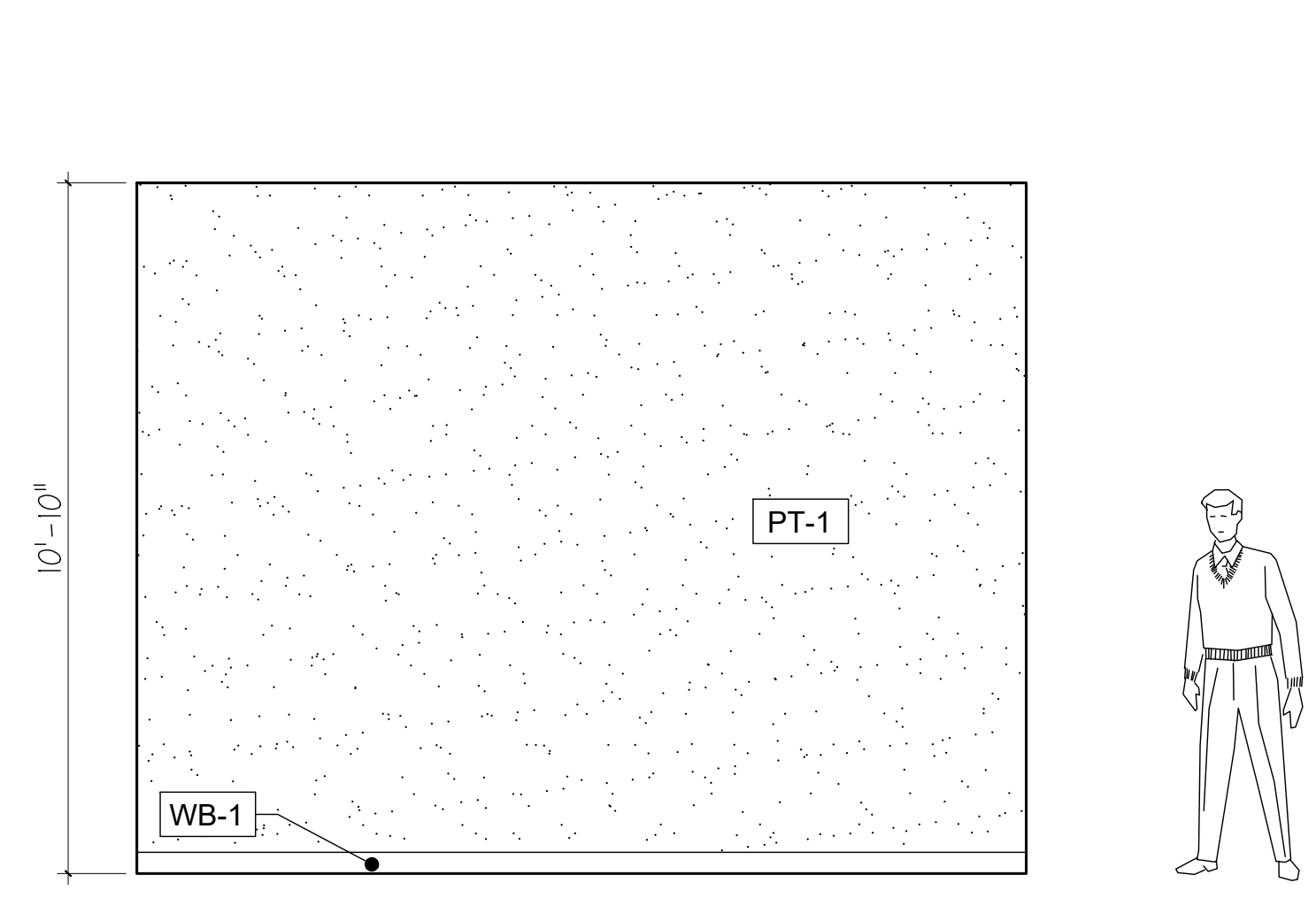


|               |         |
|---------------|---------|
| REVISIONS:    |         |
| INSTALL DATE: |         |
| SCALE:        |         |
| DATE:         | 9-29-23 |
| JOB NUMBER:   | 26505   |
| DRAWN BY:     | AM/KH   |
| PM:           | BK      |
| AE:           | JF      |
| SHEET:        | ID6.1   |

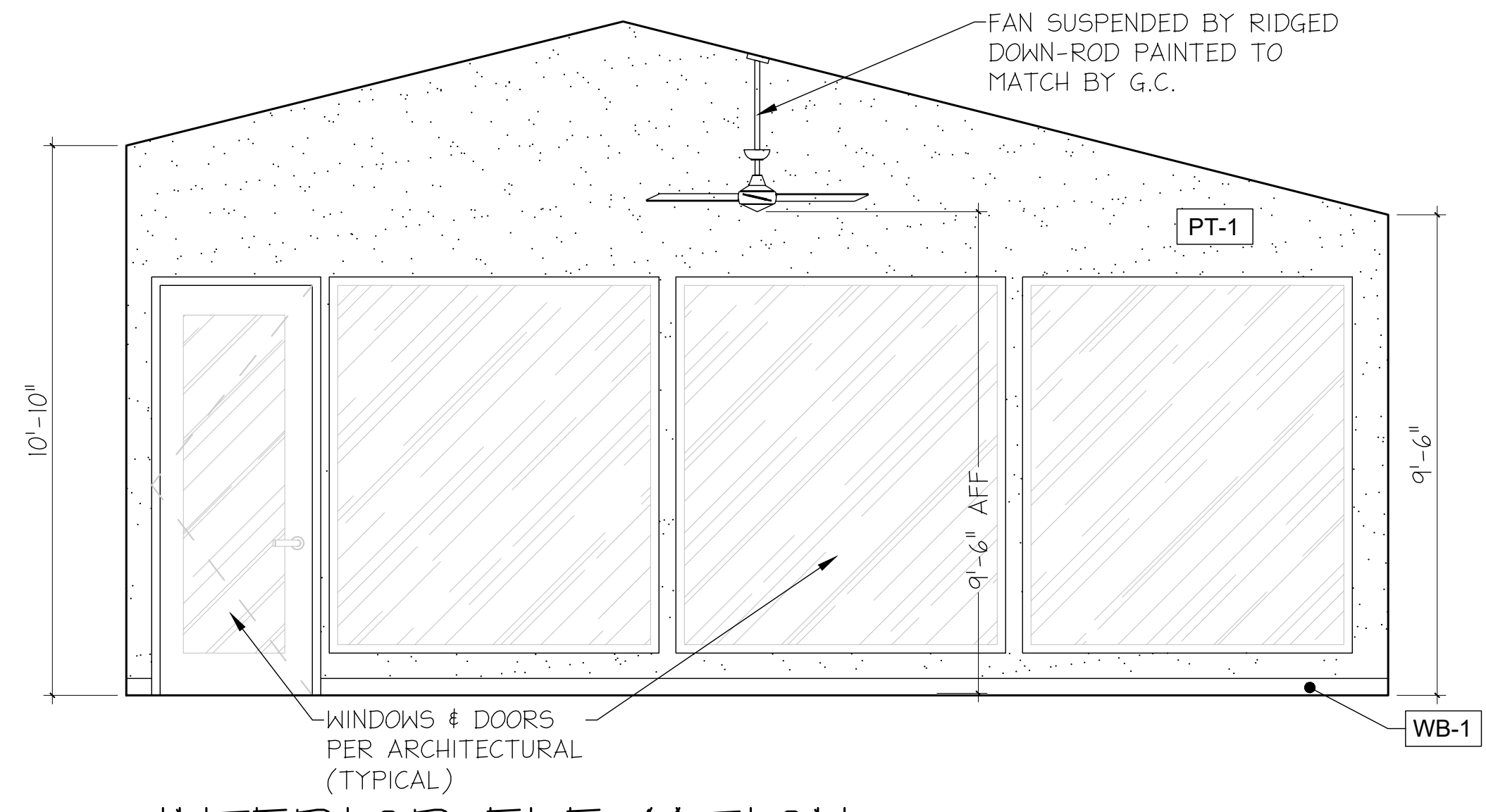
SHEET SIZE: 24 X 36



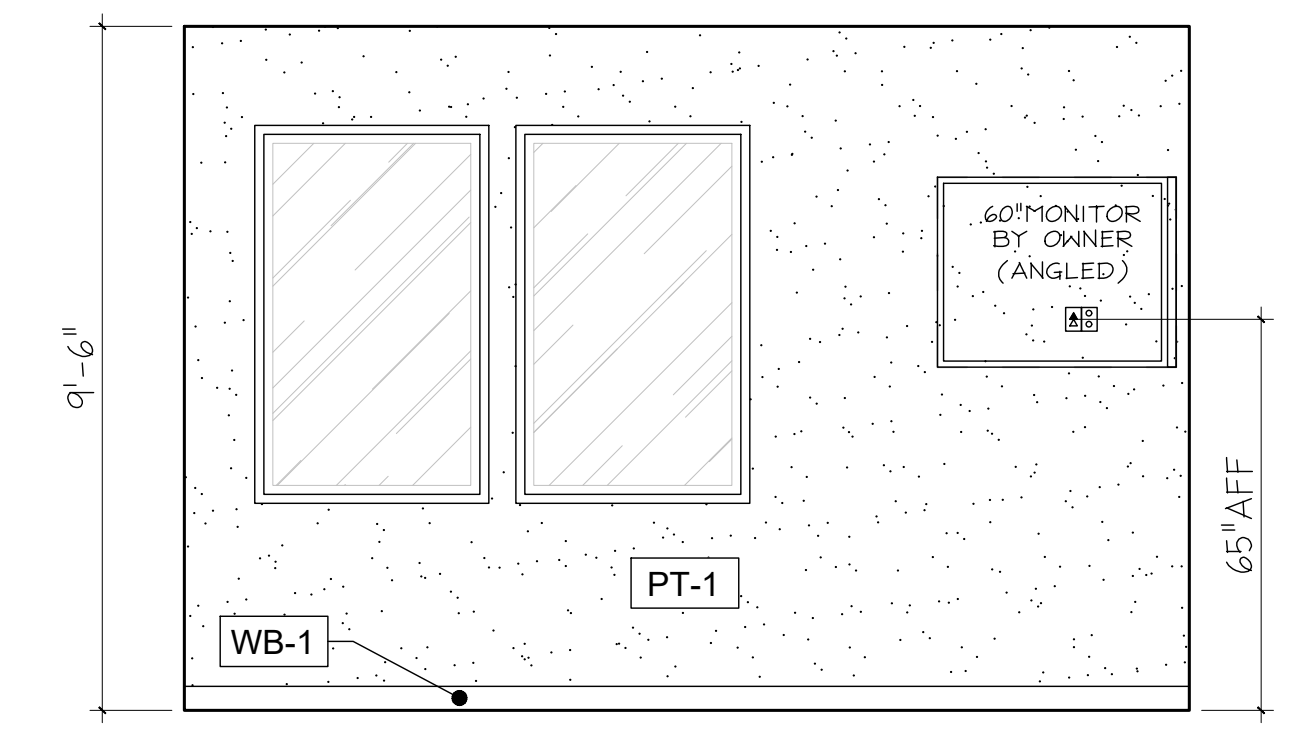
DISCLAIMER:  
 THESE DOCUMENTS PROVIDE DESIGN INTENT ONLY AND ARE NOT TO BE USED TO SUPERSEDE THE REGISTERED ARCHITECTURAL SET OF DOCUMENTS WITHOUT PROPER ARCHITECTURAL REVIEW. THE ARCHITECT, GENERAL CONTRACTOR AND TRADE CONTRACTOR MUST VERIFY CORRECT CODE APPLICATION AND INSTALLATION OF FINISHED ELEMENTS WITHIN THEIR RESPECTIVE SCOPE OF WORK PRIOR TO STARTING AND OBTAINING LICENSES AND WARRANTIES. THE ARCHITECT IS NOT RESPONSIBLE FOR UNDESIRABLE RESULTS PROVIDED THROUGH DESIGN ELEMENTS, FURNISHINGS OR FIXTURES.



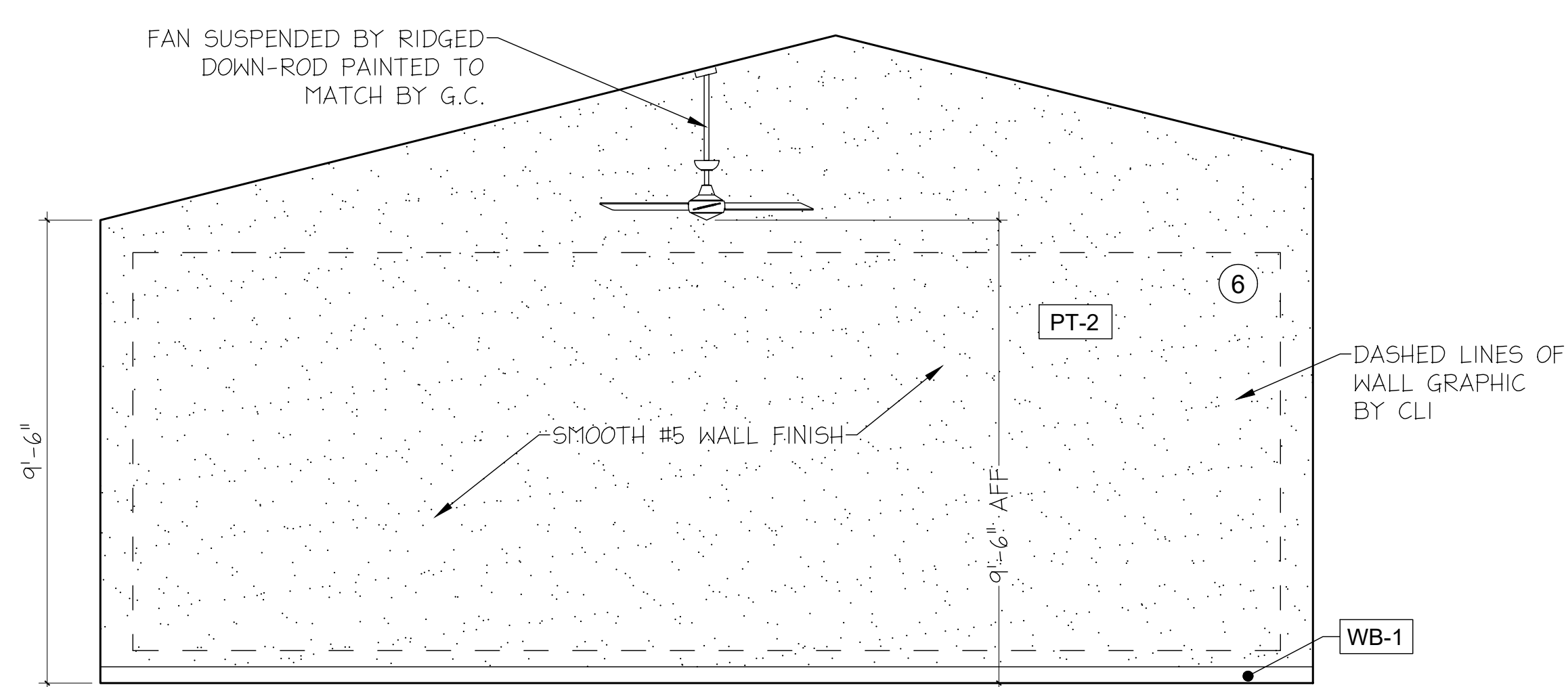
**1** INTERIOR ELEVATION  
 CARDIO SCALE: 3/8" = 1'-0"



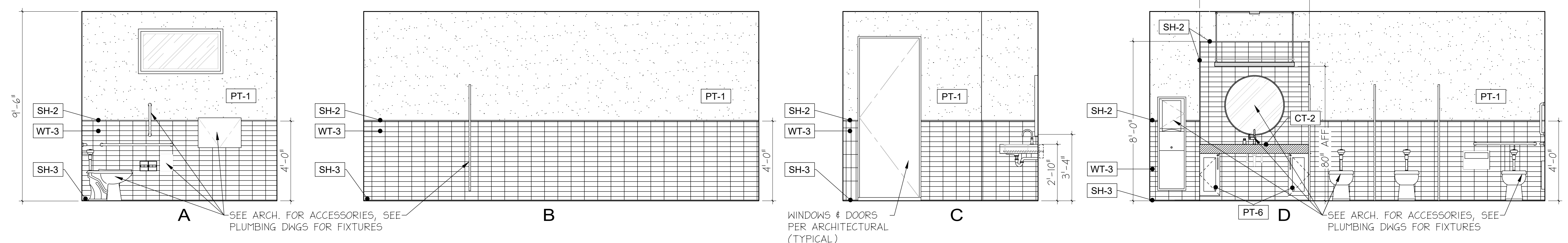
**2** INTERIOR ELEVATION  
 CARDIO SCALE: 3/8" = 1'-0"



**3** INTERIOR ELEVATION  
 CARDIO SCALE: 3/8" = 1'-0"



**4** INTERIOR ELEVATION  
 CARDIO CONT. SCALE: 3/8" = 1'-0"



**5** INTERIOR ELEVATION  
 WOMEN'S RESTROOM SCALE: 3/8" = 1'-0"

NOTE: REFER TO ID8 FOR FINISH SCHEDULE

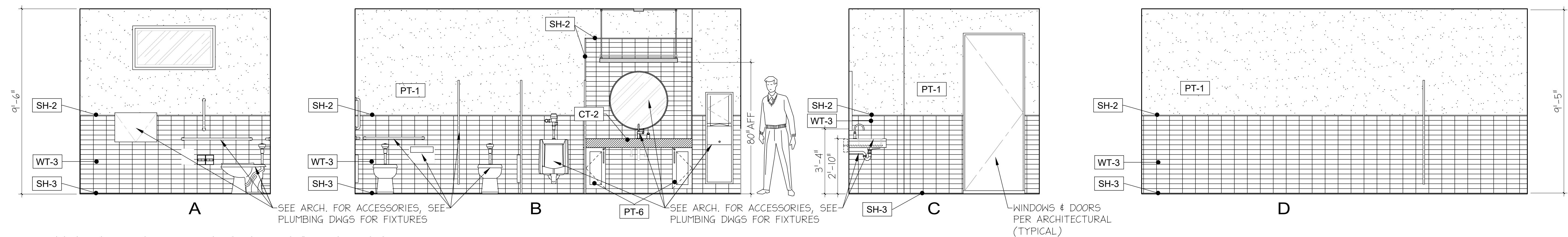
CLIENT NAME:  
**AHV**  
 PROJECT NAME:  
**SYCAMORE HEIGHTS (MAGNOLIA)**  
 PROJECT LOCATION:  
**HOUSTON, TX**  
 SHEET NAME:  
**INTERIOR ELEVATIONS**



|               |              |
|---------------|--------------|
| REVISIONS:    |              |
| INSTALL DATE: |              |
| SCALE:        |              |
| DATE:         | 9-29-23      |
| JOB NUMBER:   | 26505        |
| DRAWN BY:     | AM/KH        |
| PM:           | BK           |
| AE:           | JF           |
| SHEET:        | <b>ID6.2</b> |

SHEET SIZE: 24" X 36"

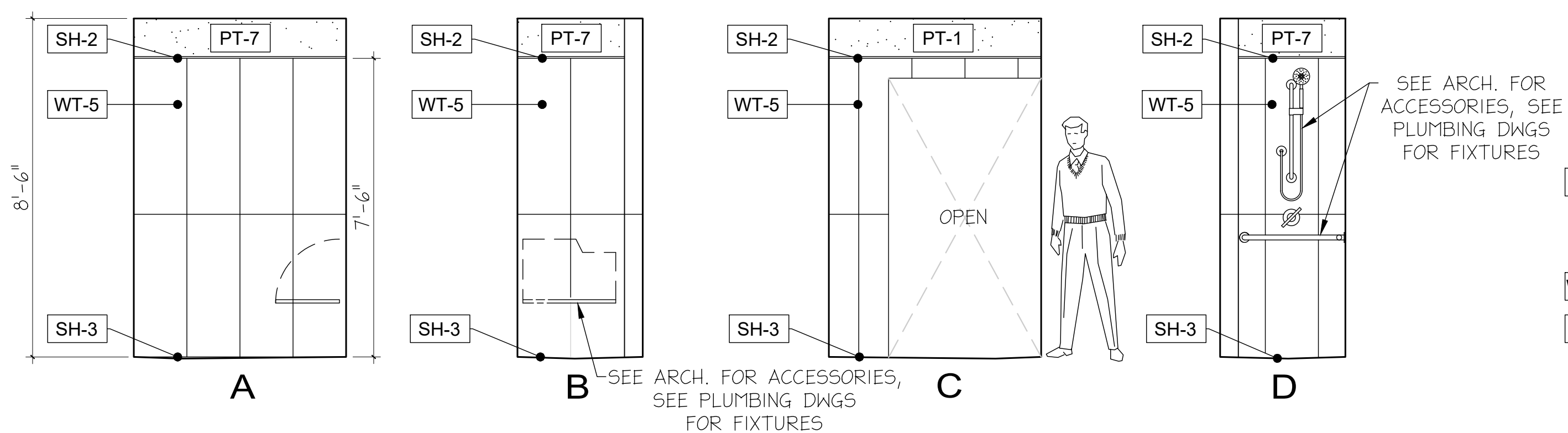
DISCLAIMER:  
 THESE DOCUMENTS PROVIDE DESIGN INTENT ONLY AND ARE NOT TO BE USED TO SUPERSEDE THE REGISTERED ARCHITECTURAL SET OF DRAWINGS WITHOUT PROPER ARCHITECTURAL REVIEW BY THE ARCHITECT. GENERAL CONTRACTOR AND TRADE CONTRACTOR MUST VERIFY CORRECT CODE APPLICATION AND INSTALLATION OF PROVIDED ELEMENTS WITHIN THEIR RESPECTIVE SCOPE OF WORK PRIOR TO INSTALLATION. ALSO, OBTAIN LICENSE, BOND AND WARRANTY FROM THE STATE OF TEXAS FOR ALL TRADE CONTRACTORS OF WORK PROVIDED IN CHARGE FOR WORK CONTRACTED BY OWNER. PROVIDE INTERIOR DESIGN ELEMENTS, FURNISHINGS OR FIXTURES.



# 1 INTERIOR ELEVATION

MEN'S RESTROOM

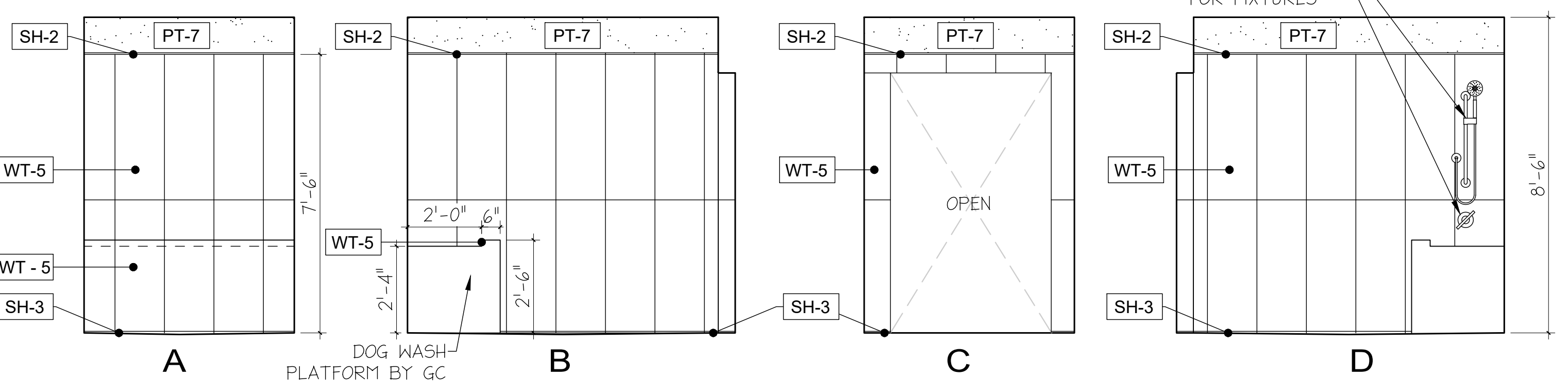
SCALE: 3/8" = 1'-0"



# 2 INTERIOR ELEVATION

OUTDOOR SHOWER

SCALE: 3/8" = 1'-0"



# 3 INTERIOR ELEVATION

DOG WASH

SCALE: 3/8" = 1'-0"

NOTE: REFER TO ID8 FOR FINISH SCHEDULE

CLIENT NAME: AHV  
 PROJECT NAME: SYCAMORE HEIGHTS (MAGNOLIA)  
 PROJECT LOCATION: HOUSTON, TX

INTERIOR ELEVATIONS

**Creative License**  
 international

|               |         |
|---------------|---------|
| REVISIONS:    |         |
|               |         |
|               |         |
|               |         |
|               |         |
| INSTALL DATE: |         |
| SCALE:        |         |
| DATE:         | 9-29-23 |
| JOB NUMBER:   | 26505   |
| DRAWN BY:     | AM/KH   |
| PM:           | BK      |
| AE:           | JF      |

SHEET: ID6.3

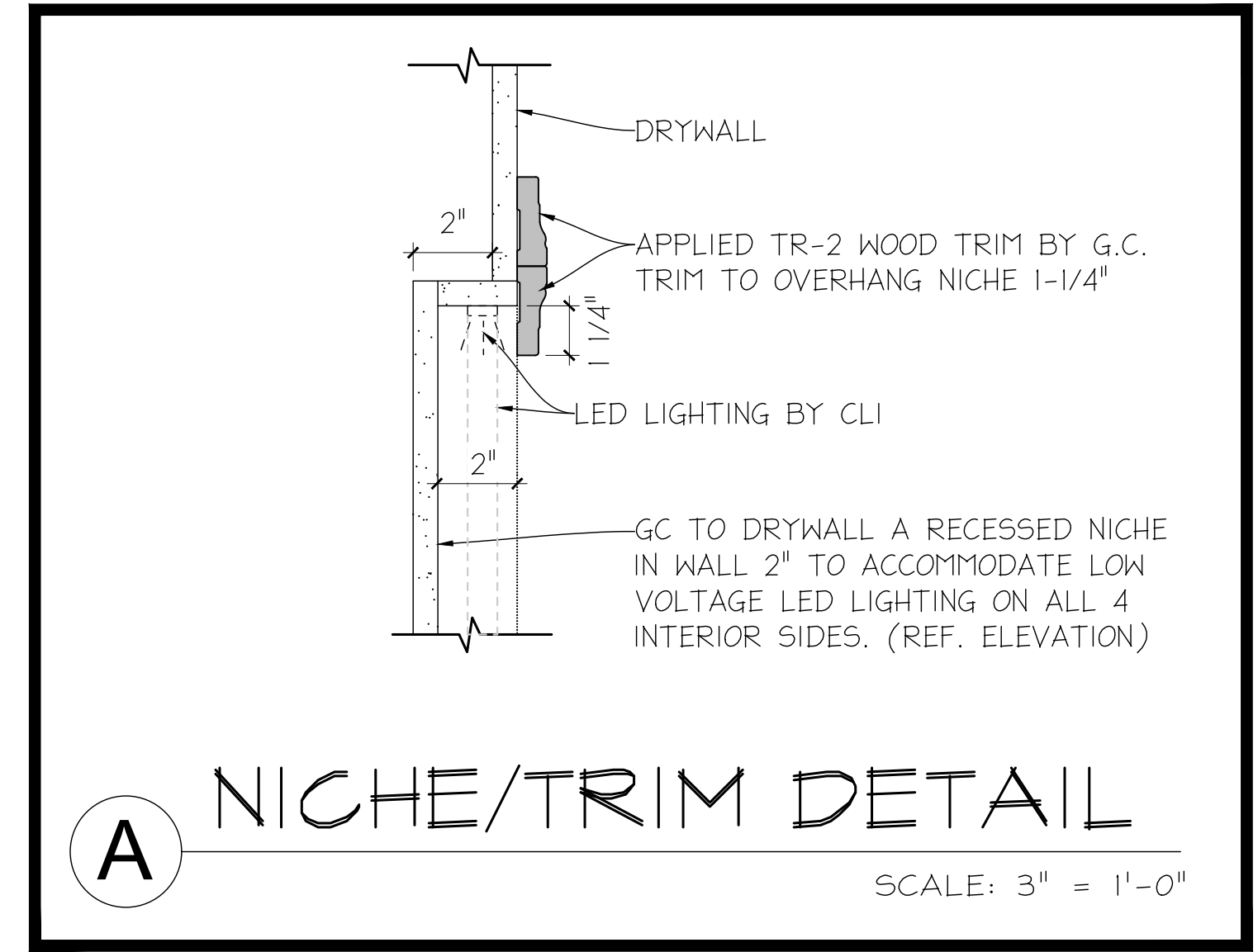
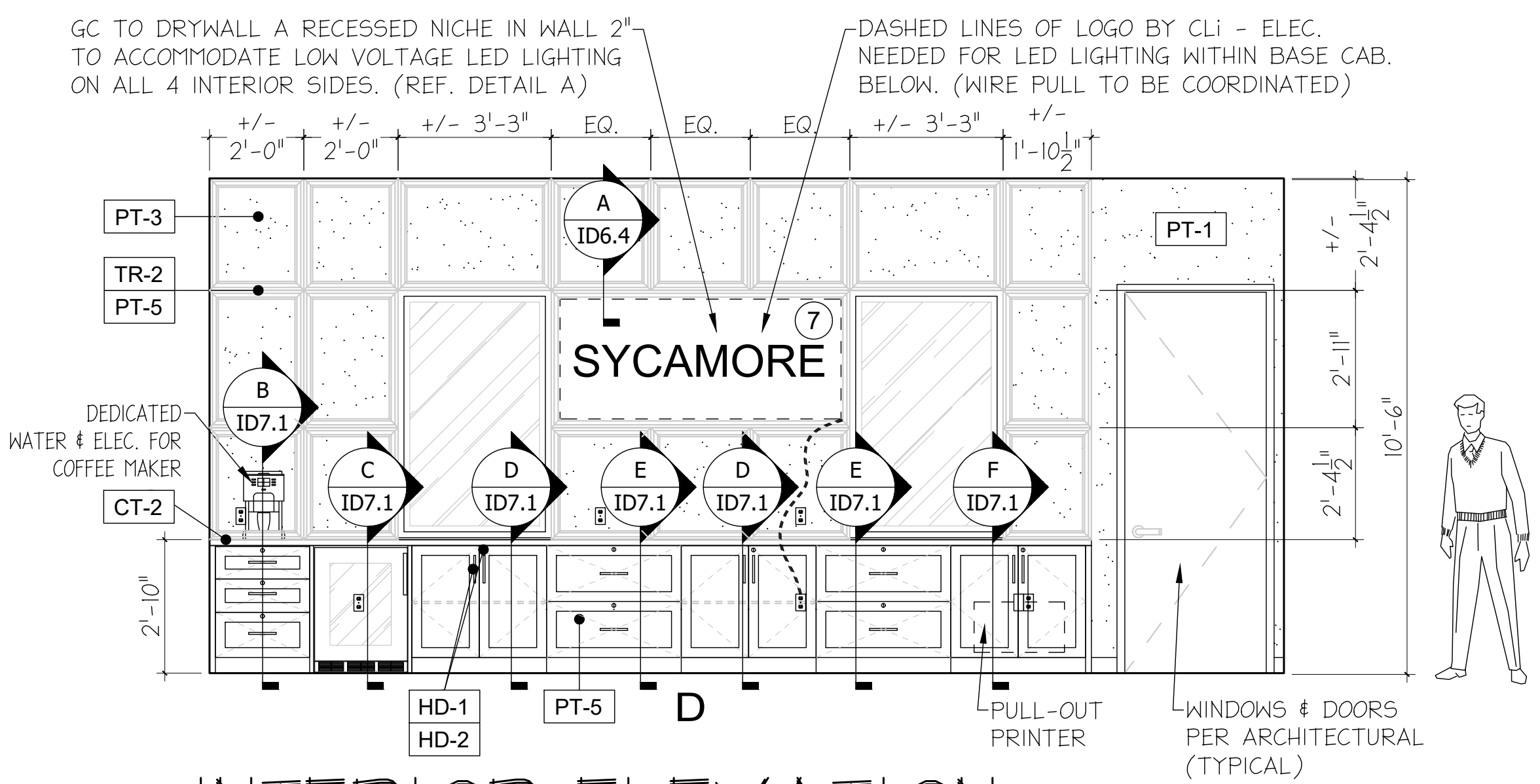
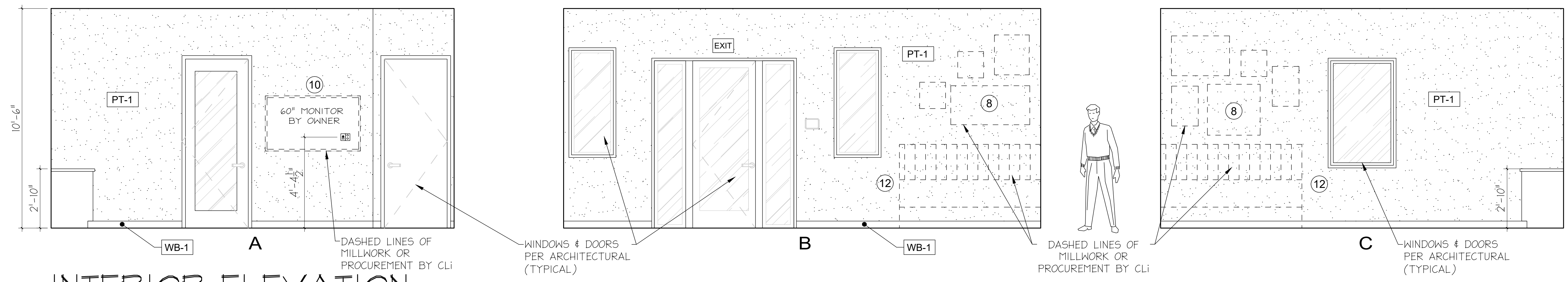
SHEET SIZE: 24 X 36

DISCLAIMER: THESE DOCUMENTS PROVIDE DESIGN INTENT ONLY AND ARE NOT TO BE USED FOR CONSTRUCTION WITHOUT THE REGISTERED ARCHITECTURAL SET OF DOCUMENTS. THE REGISTERED ARCHITECTURAL SET OF DOCUMENTS INCLUDES BUT IS NOT LIMITED TO: GENERAL CONTRACTOR AND TRADE CONTRACTOR MUST VERIFY CORRECT CODE APPLICATION AND INSTALLATION OF PROVIDED ELEMENTS WITHIN THEIR RESPECTIVE SCOPE OF WORK PRIOR TO STARTING. ALSO, OBTAIN LICENSE, PERMITS AND INSURANCE. VERIFY ALL CONDITIONS FOR WORK, CONTRACTED OR OTHERWISE PROVIDED. INTERIOR DESIGN ELEMENTS, FURNISHINGS OR FIXTURES.

CLIENT NAME: **AHV**  
 PROJECT NAME: **SYCAMORE HEIGHTS (MAGNOLIA)**  
 PROJECT LOCATION: **HOUSTON, TX**  
 SHEET NAME: **INTERIOR ELEVATIONS**



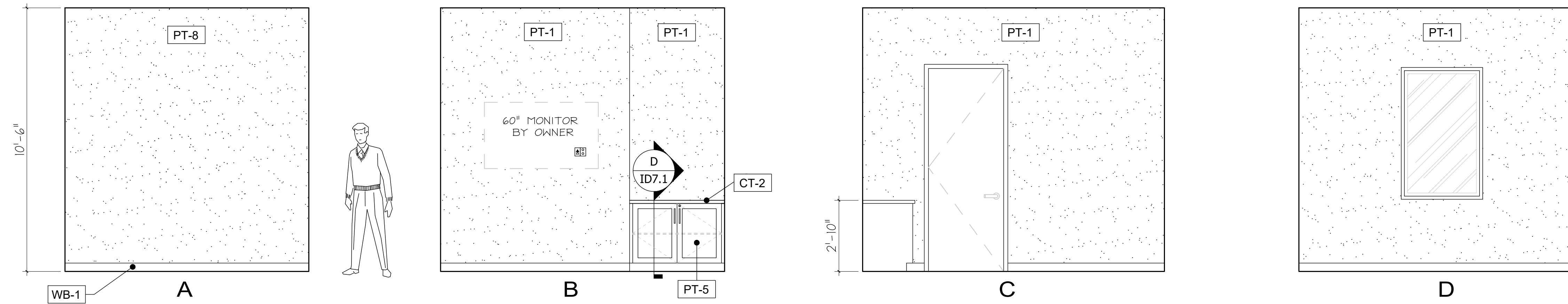
|               |              |
|---------------|--------------|
| REVISIONS:    |              |
| INSTALL DATE: |              |
| SCALE:        |              |
| DATE:         | 9-29-23      |
| JOB NUMBER:   | 26505        |
| DRAWN BY:     | AM/KH        |
| PM:           | BK           |
| AE:           | JF           |
| SHEET:        | <b>ID6.4</b> |



NOTE: REFER TO ID8 FOR FINISH SCHEDULE

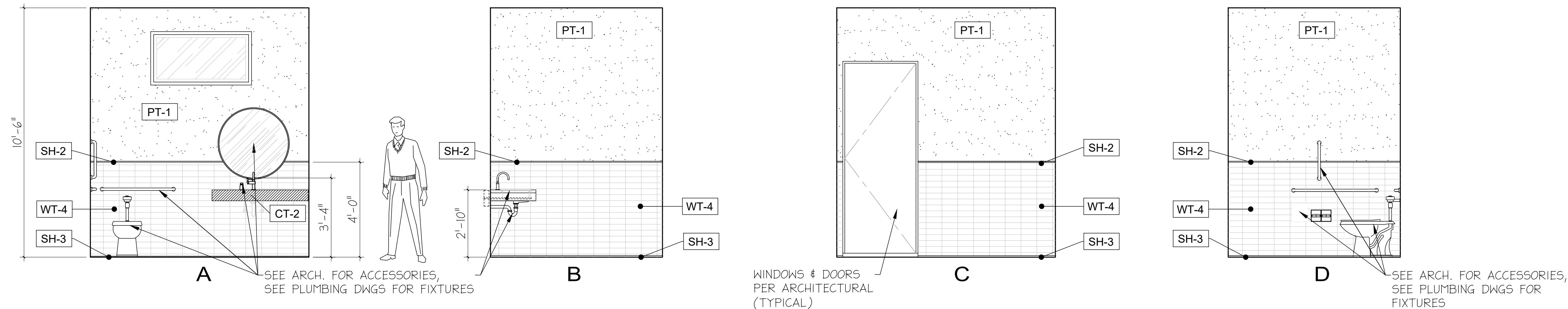
SHEET SIZE: 24" X 36"

DISCLAIMER:  
 THESE DOCUMENTS PROVIDE DESIGN INTENT ONLY AND ARE NOT TO BE USED TO SUPERSEDE THE REGISTERED ARCHITECTURAL SET OF DOCUMENTS WITHOUT PROPER ARCHITECTURAL REVIEW. THE ARCHITECT, GENERAL CONTRACTOR AND TRADE CONTRACTOR MUST VERIFY CORRECT CODE APPLICATION AND INSTALLATION OF FINISHED ELEMENTS WITHIN THEIR RESPECTIVE SCOPE OF WORK PRIOR TO SUBMITTING AND OBTAINING LICENSES AND/OR PERMITS. THE ARCHITECT ASSUMES NO LIABILITY FOR OMISSIONS, ERRORS OR CHANGES FOR WORK CONTRACTED BY OTHERS PROVIDED INSIDE DESIGN ELEMENTS, FURNISHINGS OR FIXTURES.



**1** INTERIOR ELEVATION  
 CLOSING OFFICE

SCALE: 3/8" = 1'-0"




**2** INTERIOR ELEVATION  
 UNISEX RESTROOM

SCALE: 3/8" = 1'-0"

NOTE: REFER TO ID8 FOR FINISH SCHEDULE

CLIENT NAME:  
**AHV**  
 PROJECT NAME:  
**SYCAMORE HEIGHTS (MAGNOLIA)**  
 PROJECT LOCATION:  
**HOUSTON, TX**  
 SHEET NAME:  
**INTERIOR ELEVATIONS**

**Creative License**  
 international



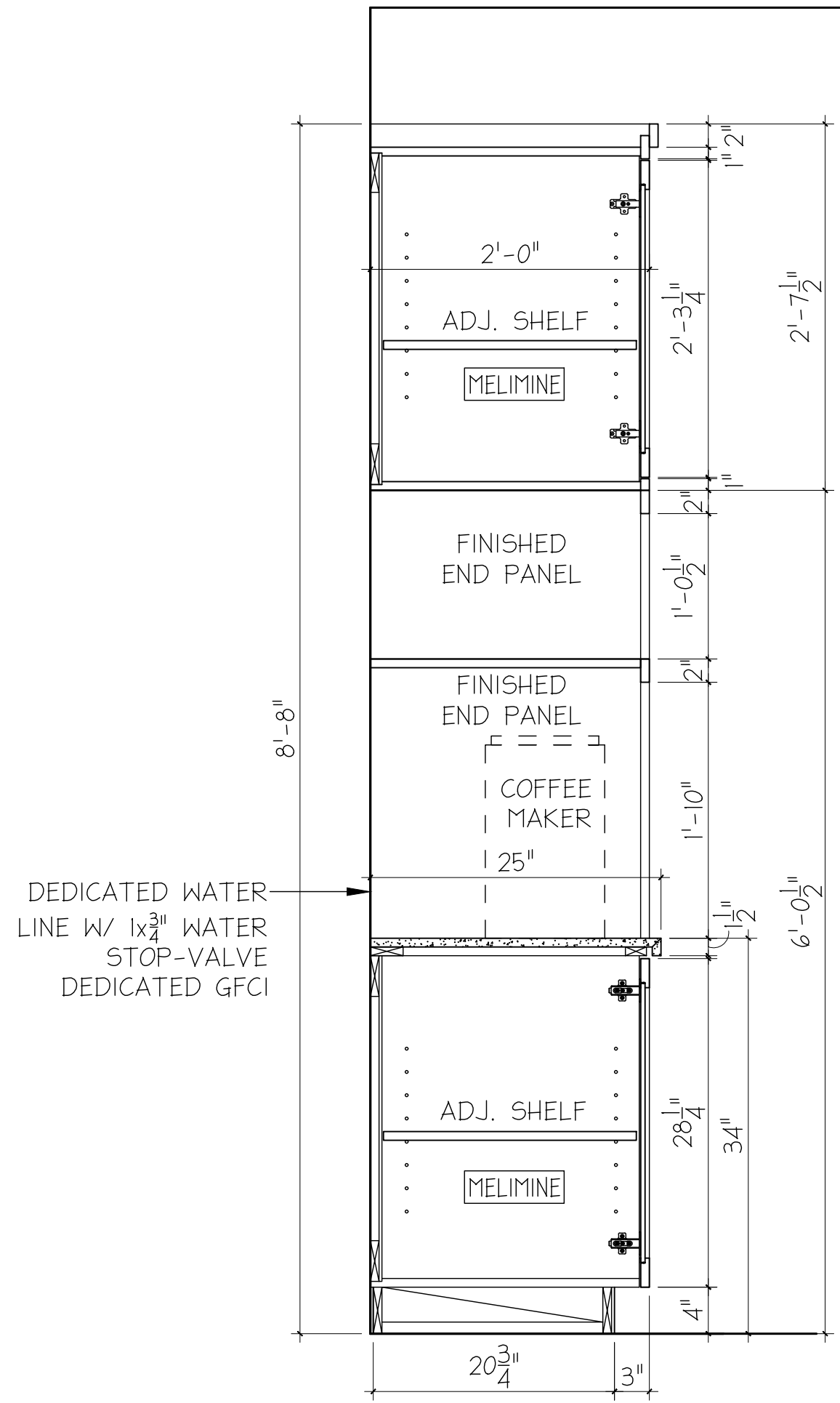
REVISIONS:

|  |  |
|--|--|
|  |  |
|  |  |
|  |  |
|  |  |
|  |  |

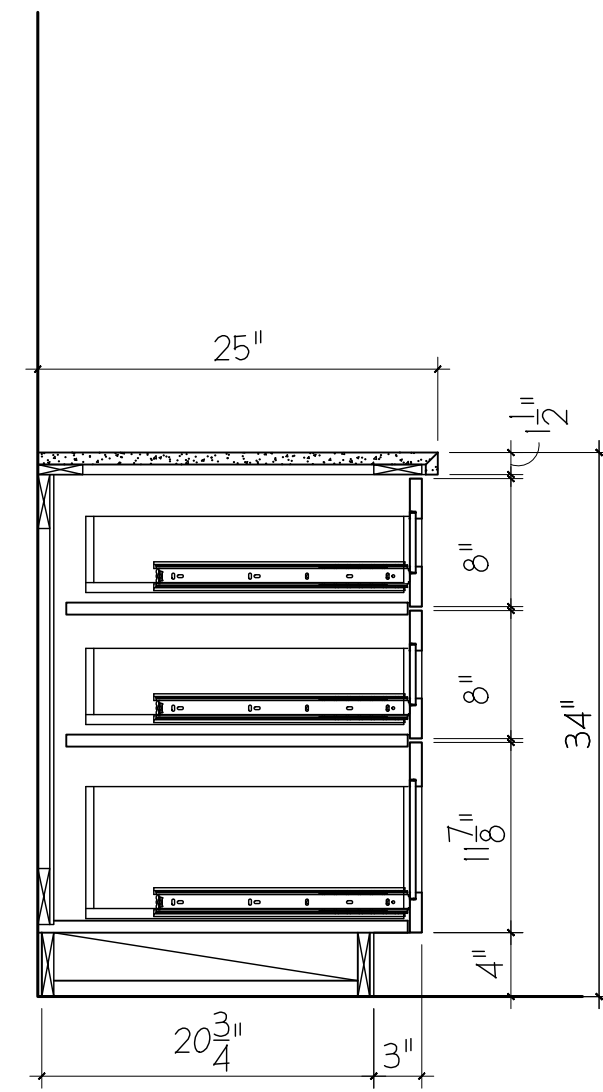
INSTALL DATE:  
 SCALE:  
 DATE: 9-29-23  
 JOB NUMBER: 26505  
 DRAWN BY: AM/KH  
 PM: BK  
 AE: JF

SHEET:  
**ID6.5**

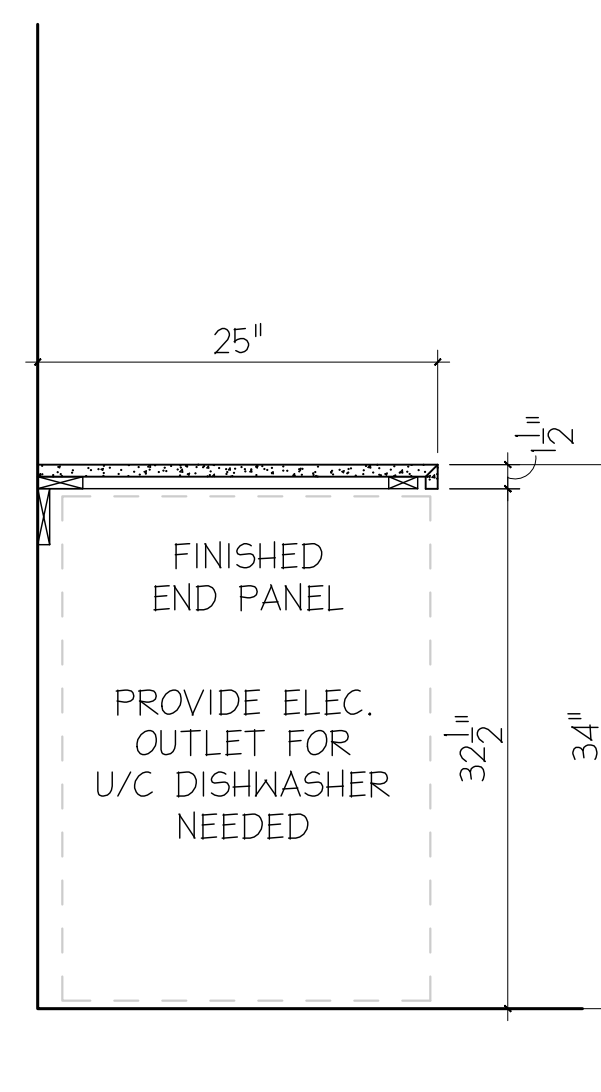
NOTE: REFER INTERIOR ELEVATIONS FOR FINISHES AND TO ID8 FOR FINISH SCHEDULE



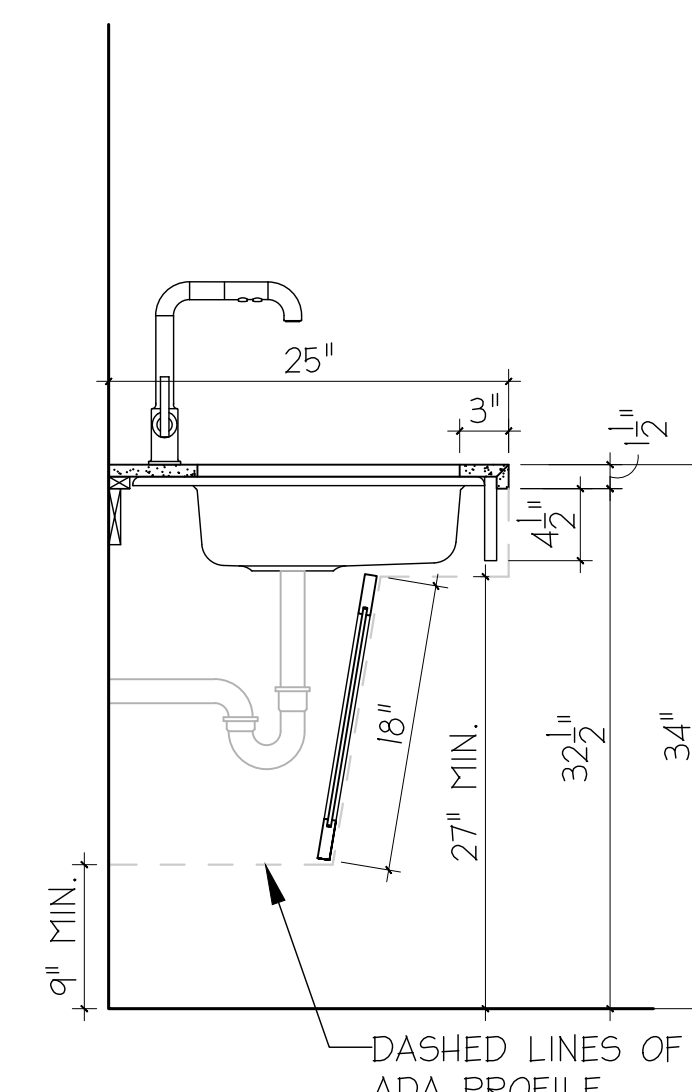
**A** SECTION  
SCALE: 1" = 1'-0"



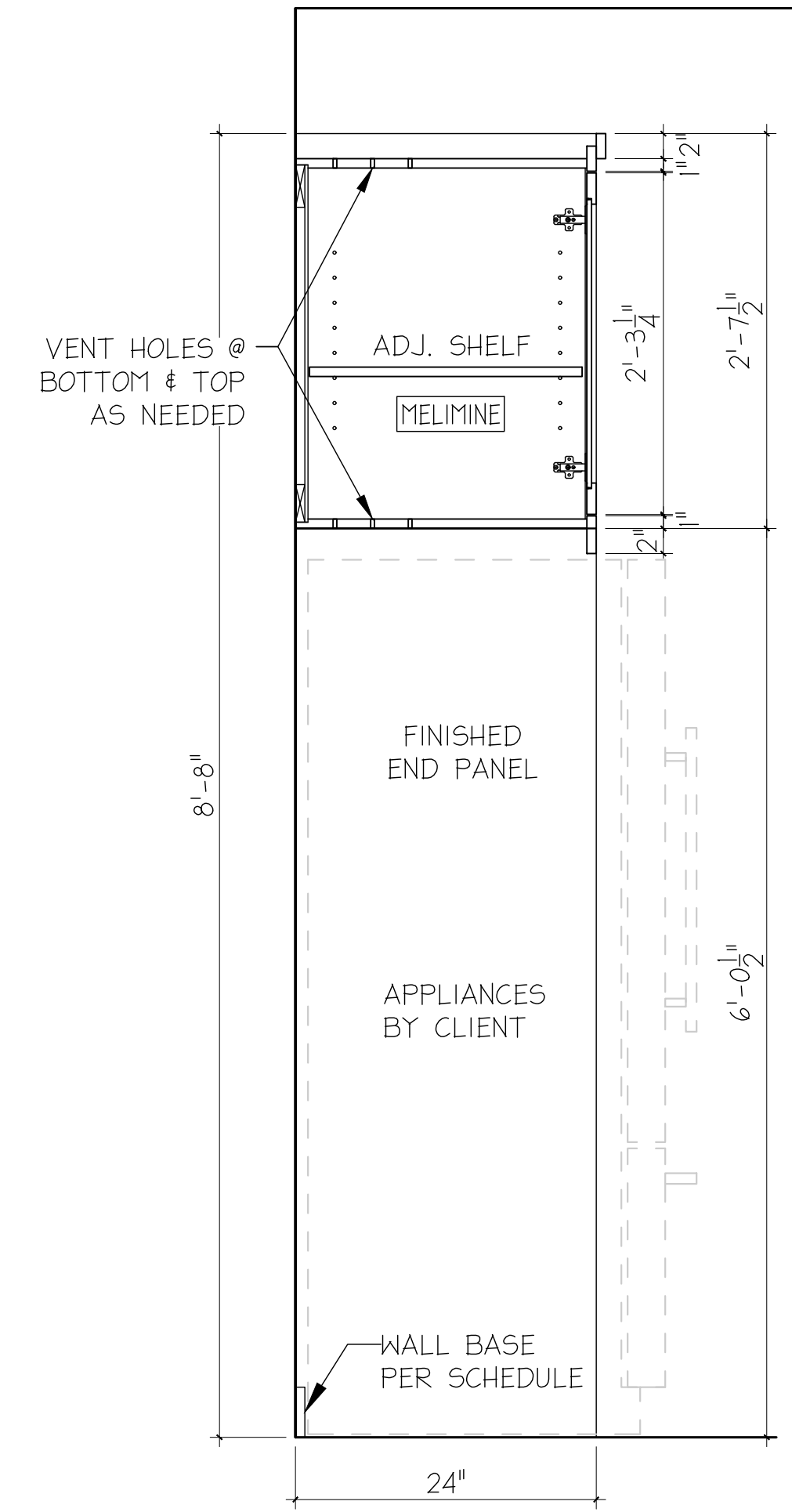
**B** SECTION  
SCALE: 1" = 1'-0"



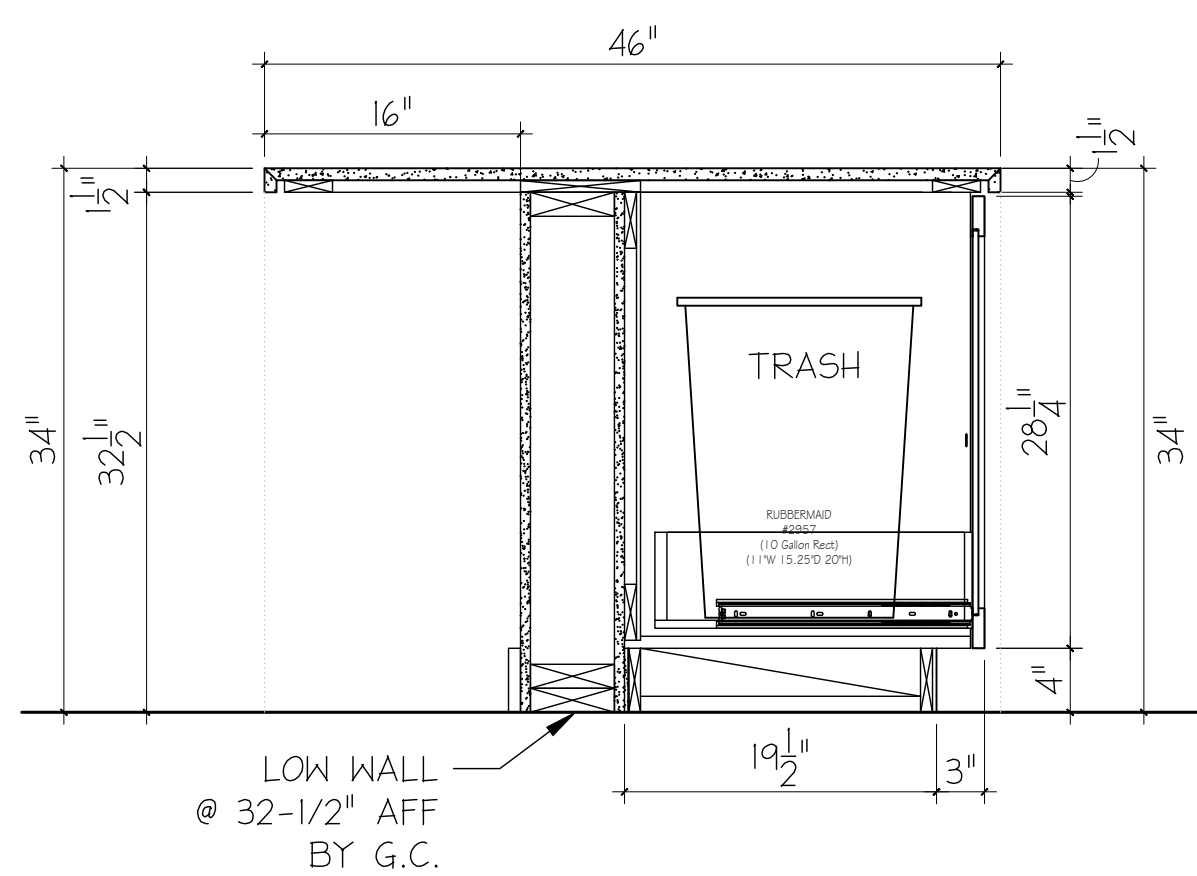
**C** SECTION  
SCALE: 1" = 1'-0"



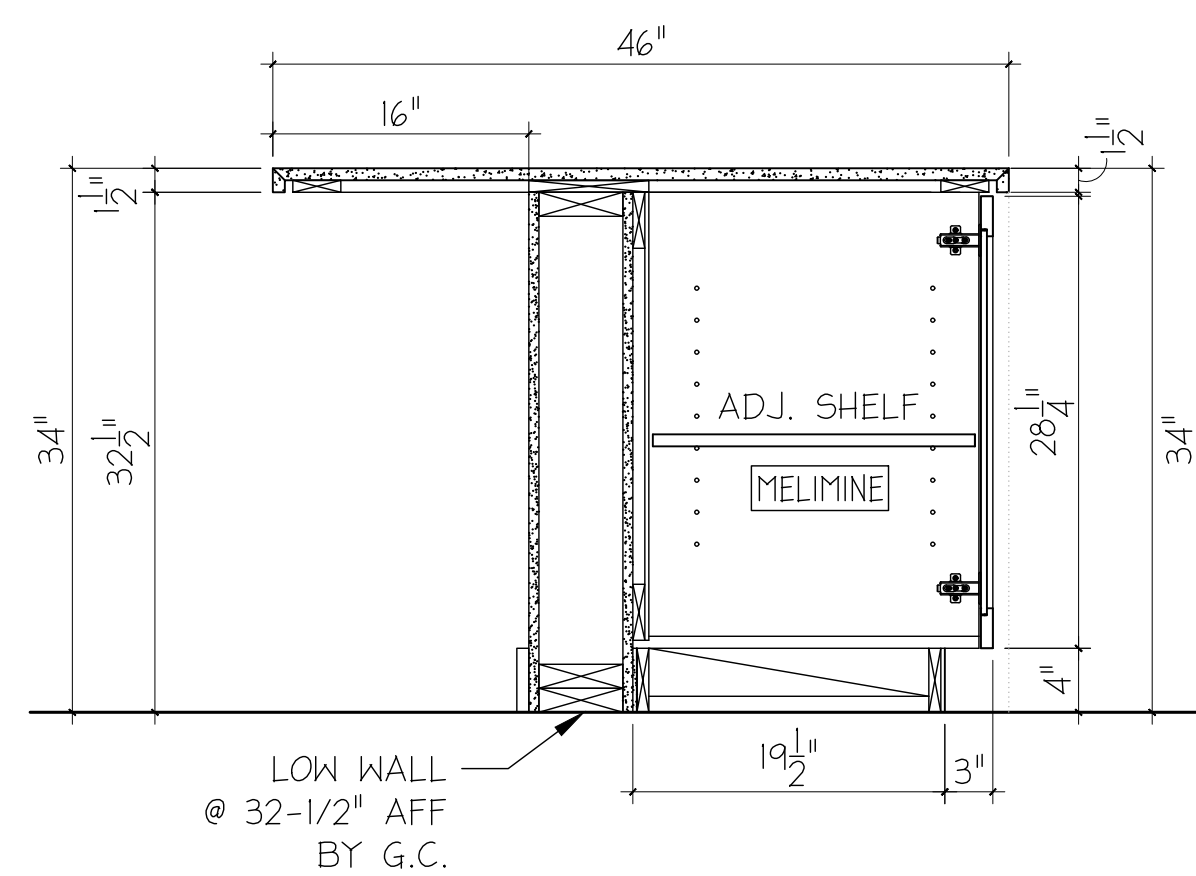
**D** SECTION  
SCALE: 1" = 1'-0"



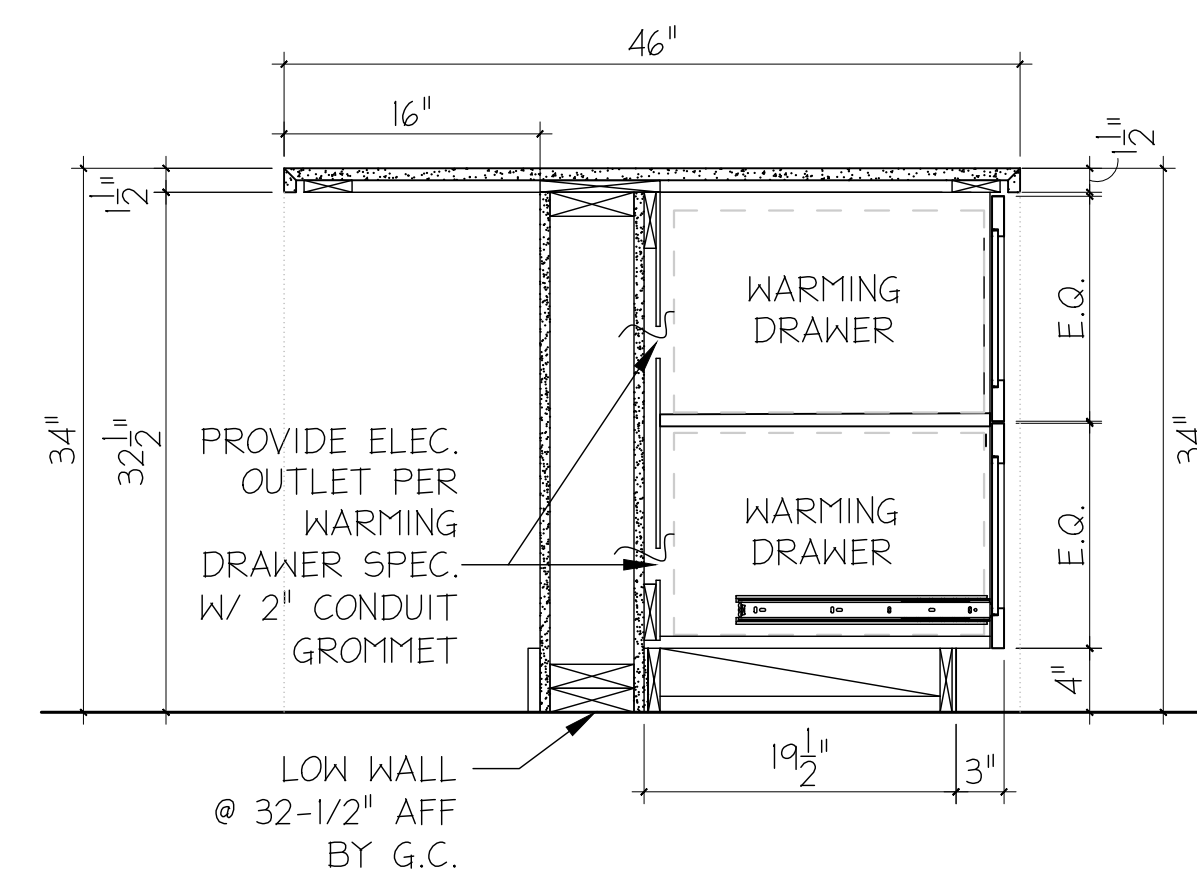
**E** SECTION  
SCALE: 1" = 1'-0"



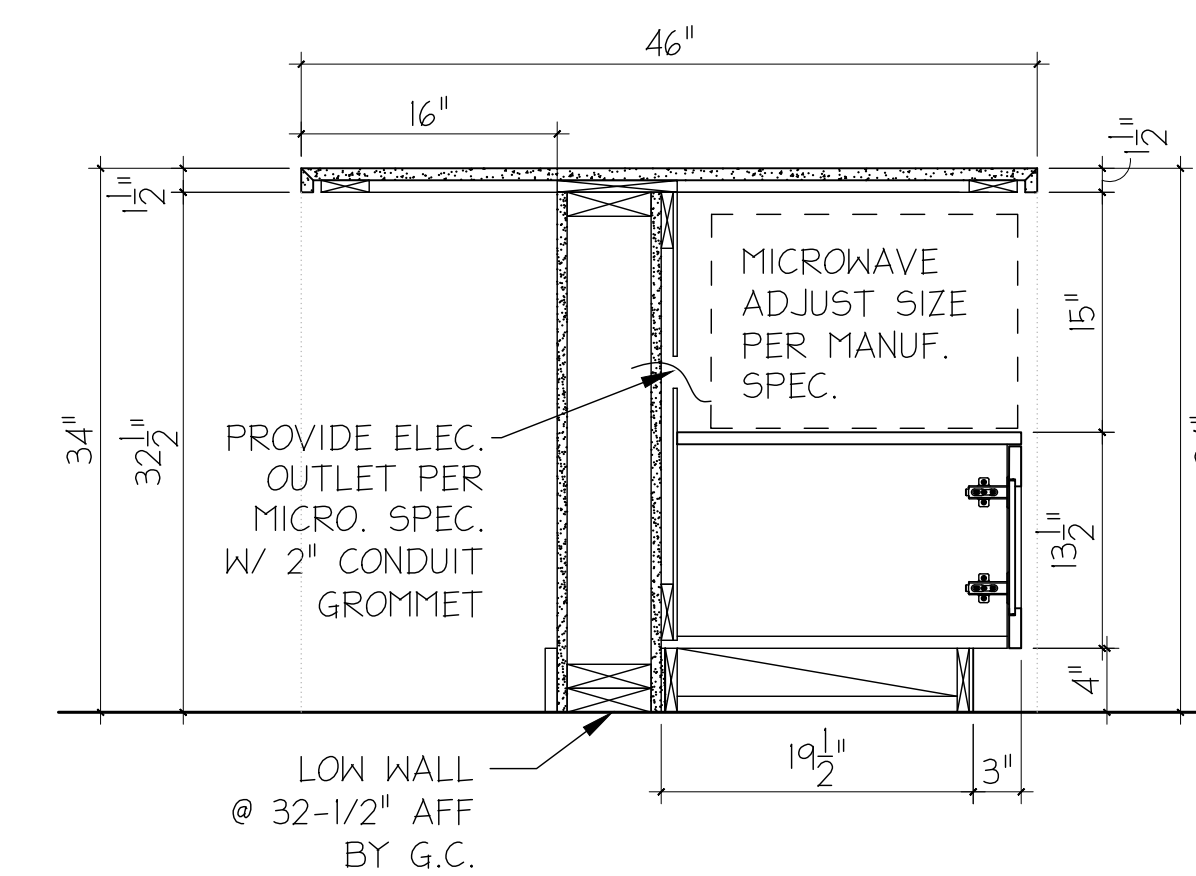
**F** SECTION  
SCALE: 1" = 1'-0"



**G** SECTION  
SCALE: 1" = 1'-0"



**H** SECTION  
SCALE: 1" = 1'-0"




**I** SECTION  
SCALE: 1" = 1'-0"

NOTE: REFER INTERIOR ELEVATIONS FOR FINISHES AND TO ID8 FOR FINISH SCHEDULE

DISCLAIMER:  
THESE DOCUMENTS PROVIDE DESIGN INTENT ONLY AND ARE NOT TO BE USED FOR CONSTRUCTION. THE REGISTERED ARCHITECTURAL SET OF DOCUMENTS, INCLUDING PROPER ARCHITECTURAL, ENGINEER, MECHANICAL, ELECTRICAL, AND TRADE CONTRACTOR AND TRADE CONTRACTOR MUST VERIFY ALL DIMENSIONS, MATERIALS, AND FINISHES. THE ARCHITECT ASSUMES NO LIABILITY FOR ANY ERRORS OR OMISSIONS. THE ARCHITECT ASSUMES NO LIABILITY FOR ANY DAMAGES, INCLUDING CONSEQUENTIAL DAMAGES, ARISING FROM THE USE OF THESE DOCUMENTS. THE ARCHITECT ASSUMES NO LIABILITY FOR ANY DAMAGES, INCLUDING CONSEQUENTIAL DAMAGES, ARISING FROM THE USE OF THESE DOCUMENTS. THE ARCHITECT ASSUMES NO LIABILITY FOR ANY DAMAGES, INCLUDING CONSEQUENTIAL DAMAGES, ARISING FROM THE USE OF THESE DOCUMENTS.

CLIENT NAME: **AHV**  
PROJECT NAME: **SYCAMORE HEIGHTS (MAGNOLIA)**  
PROJECT LOCATION: **HOUSTON, TX**  
SHEET NAME: **SECTIONS & DETAILS**

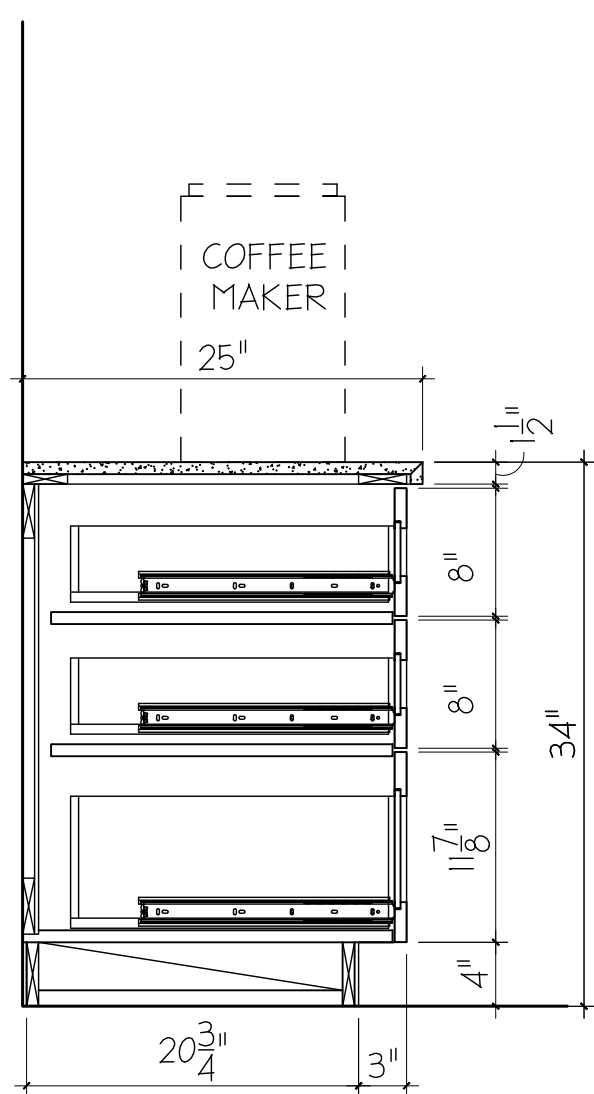
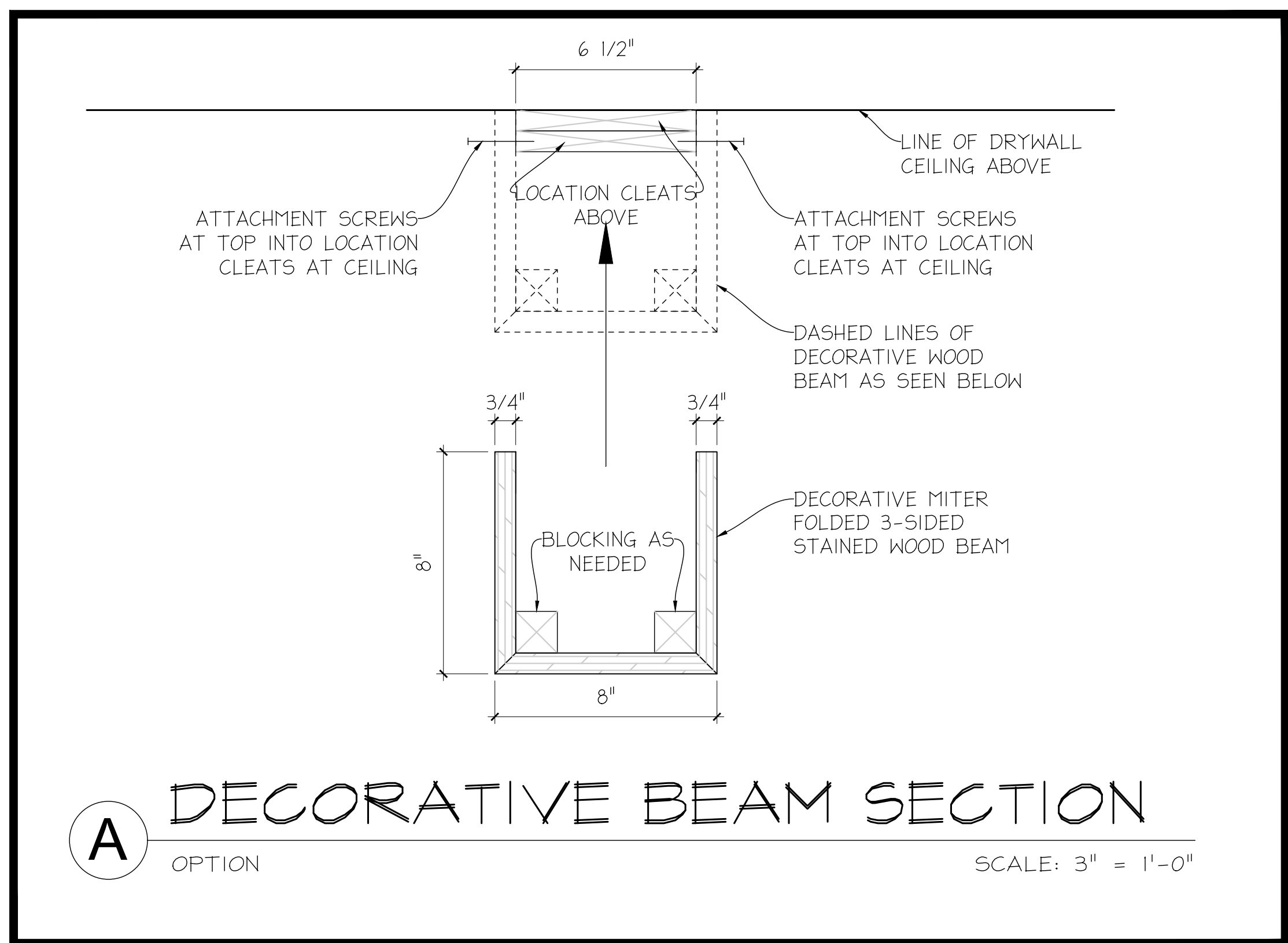
**Creative License**  
international



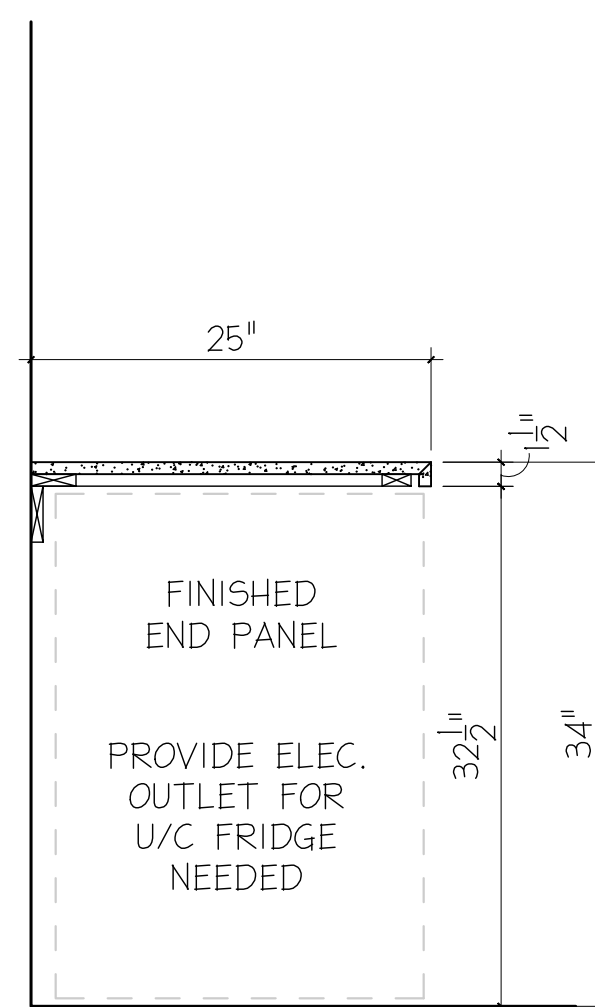
|               |         |
|---------------|---------|
| REVISIONS:    |         |
| INSTALL DATE: |         |
| SCALE:        |         |
| DATE:         | 9-29-23 |
| JOB NUMBER:   | 26505   |
| DRAWN BY:     | AM/KH   |
| PM:           | BK      |
| AE:           | JF      |

SHEET: **ID7**

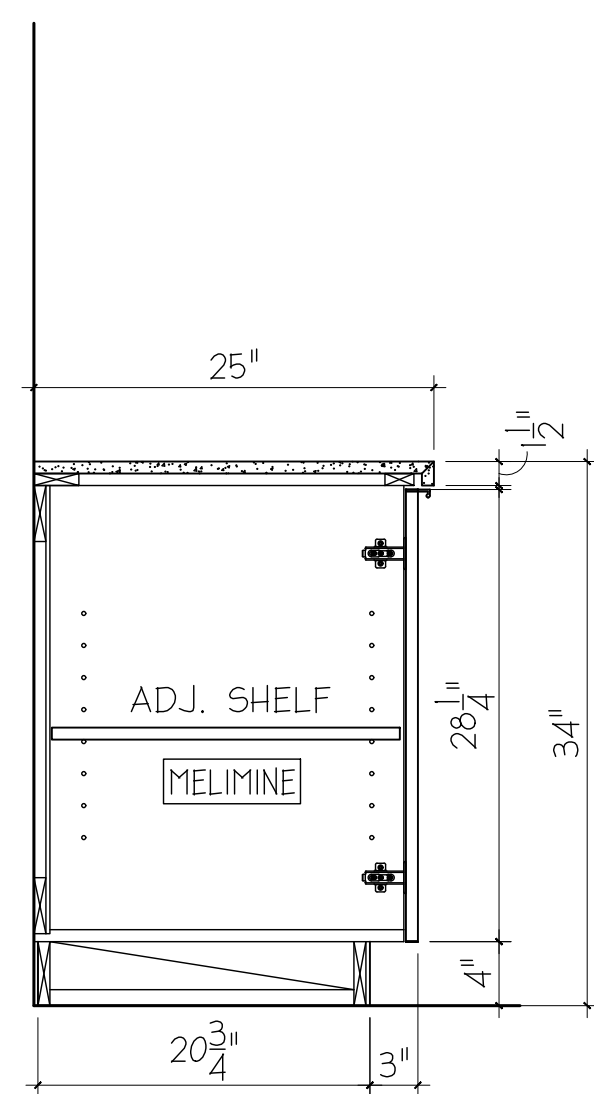
NOTE: REFER INTERIOR ELEVATIONS FOR FINISHES AND TO ID8 FOR FINISH SCHEDULE



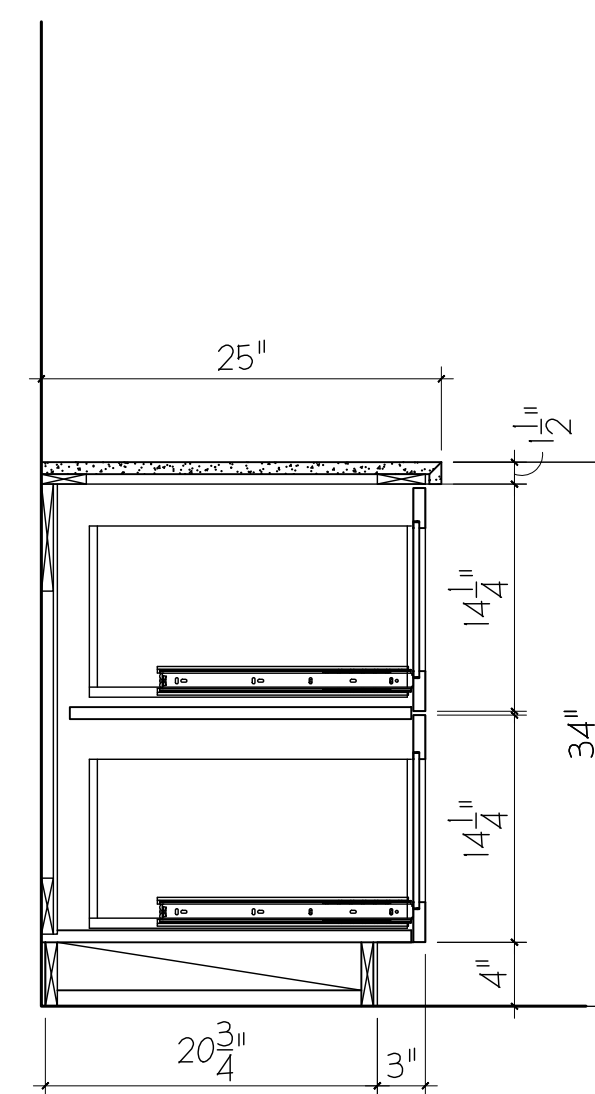
**B** SECTION  
SCALE: 1" = 1'-0"



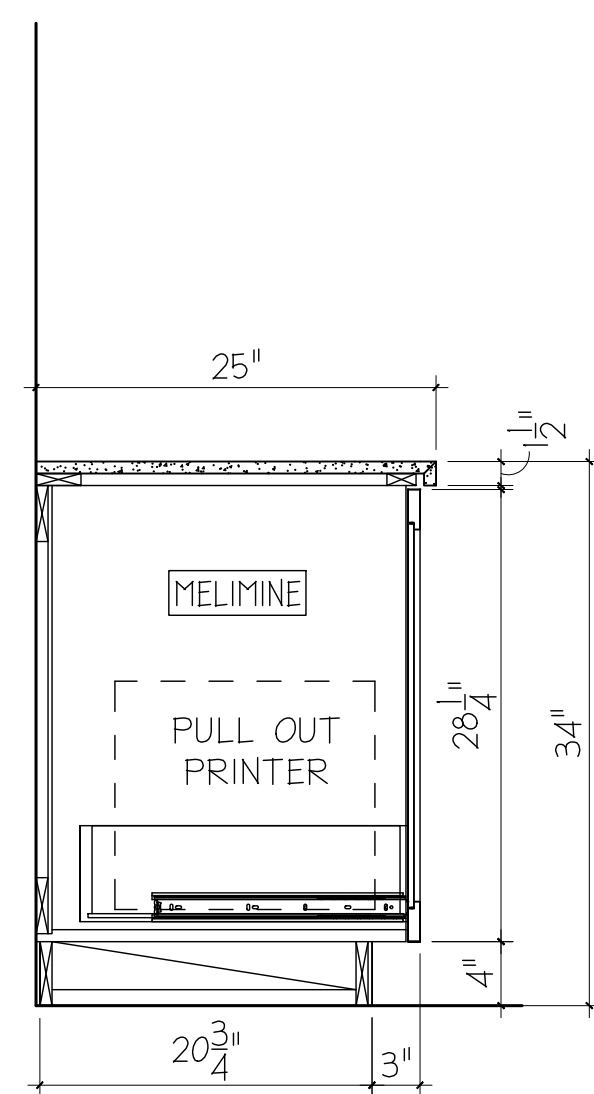
**C** SECTION  
SCALE: 1" = 1'-0"



**D** SECTION  
SCALE: 1" = 1'-0"



**E** SECTION  
SCALE: 1" = 1'-0"



**F** SECTION  
SCALE: 1" = 1'-0"

NOTE: REFER INTERIOR ELEVATIONS FOR FINISHES AND TO ID8 FOR FINISH SCHEDULE

DISCLAIMER: THESE DOCUMENTS PROVIDE DESIGN INTENT ONLY AND ARE NOT TO BE USED FOR CONSTRUCTION. THE REGISTERED ARCHITECTURAL SET OF DOCUMENTS, WHEN USED IN CONJUNCTION WITH THE ROOMS GENERAL CONTRACTOR AND TRADE CONTRACTOR MUST VERIFY CORRECT CODE APPLICATION AND INSTALLATION OF FINISHED ELEMENTS WITHIN THEIR RESPECTIVE SCOPE OF WORK PRIOR TO STARTING AND OBTAINING LICENSES AND PERMITS. ANY CHANGES OR OMISSIONS SHALL BE THE RESPONSIBILITY OF THE USER. PROVIDER PROVIDES DESIGN ELEMENTS, FURNISHINGS OR FIXTURES.

CLIENT NAME: **AHV**  
PROJECT NAME: **SYCAMORE HEIGHTS (MAGNOLIA)**  
PROJECT LOCATION: **HOUSTON, TX**  
SHEET NAME: **SECTIONS & DETAILS**



|               |         |
|---------------|---------|
| REVISIONS:    |         |
| INSTALL DATE: |         |
| SCALE:        |         |
| DATE:         | 9-29-23 |
| JOB NUMBER:   | 26505   |
| DRAWN BY:     | AM/KH   |
| PM:           | BK      |
| AE:           | JF      |

SHEET: **ID7.1**

