

Creative License

international

CONTACT INFORMATION

CREATIVE LICENSE, INTL.
P.O. BOX 94210
PHOENIX, AZ 85070

PHONE: 480.777.3687
FAX: 480.777.3689
creativelicenseintl.com

INTERIOR DESIGNERS

JOHN M. CAJOWSKI
SENIOR JOB CAPTAIN
jcajowski@creativelicenseintl.com

BRIDGET HARTLE
SENIOR INTERIOR DESIGNER
bhartle@creativelicenseintl.com

AIMEE MARTINELLI
INTERIOR DESIGNER
amartinelli@creativelicenseintl.com



PROJECT:
OLYMPUS AT MIDTOWN
SALES OFFICE

ADDRESS:
1700 STATE ST.
NASHVILLE, TN 37203

CONTACT:
CONNOR ZAMIARA
ZAMIARA@LIVCOR.COM

COORDINATION SET
DATE: 6-15-23

CLIENT SIGN OFF	
_____ SIGNATURE	_____ DATE

REVISION KEY			
-	-	-	-

DISCLAIMER:

THESE COMPOSITION PLANS WERE DEVELOPED USING MATTERPORT TO ASSIST IN CREATING CONSTRUCTION PLANS PROVIDED BY THE CLIENT. RECORD DRAWINGS WERE UTILIZED TO GENERATE THE COMPOSITE INTERIOR DESIGN FLOOR PLANS. VERIFICATIONS WERE MADE FOR ALL ALTERATIONS AND DEVIATIONS FROM THE ORIGINAL CONSTRUCTION PLANS. EXTENSIVE AS BUILT VERIFICATION WAS NOT PERFORMED FOR THE COMPOSITE INTERIOR DESIGN PLAN AND REFLECTED CEILING PLAN.

SHEET INDEX

SHEET NUMBER	SHEET NAME	ISSUE DATE	REVISED
COV	COVER SHEET	6-15-23	
G1	GENERAL NOTES, KEY NOTES, DRAFTING SYMBOLS, & ABBREVIATIONS	6-15-23	
G1.1	RESTROOM MOUNTING HEIGHTS & ADA	6-15-23	
SP-1	SITE PLAN - LEVEL ONE	6-15-23	
SP-2	SITE PLAN - LEVEL THREE & FOUR	6-15-23	
D1	DEMOLITION PLAN	6-15-23	
D2	RCP DEMOLITION PLAN	6-15-23	
ID1	DIMENSION PLAN	6-15-23	
ID2	FURNITURE PLAN	6-15-23	
ID2.1	FITNESS - DEMO, FURNITURE / FLOORING / LIGHTING PLANS	6-15-23	
ID2.2	DOG WASH ~ DEMO, FURNITURE / FLOORING / LIGHTING PLANS	6-15-23	
ID3	FLOOR FINISH PLAN	6-15-23	
ID4	REFLECTED CEILING AND DECORATIVE LIGHTING PLAN	6-15-23	
ID4.1	LIGHTING SCHEDULE	6-15-23	
ID5	COORDINATION PLAN (POWER, SIGNAL & DATA)	6-15-23	
ID6	INTERIOR ELEVATIONS (LEVEL ONE)	6-15-23	
ID6.1	INTERIOR ELEVATIONS (LEVEL ONE)	6-15-23	
ID6.2	INTERIOR ELEVATIONS (LEVEL ONE)	6-15-23	
ID6.3	EXTERIOR ELEVATION & DOG WASH ELEVATIONS (LEVEL 4)	6-15-23	
ID8	FINISH / RESPONSIBILITY SCHEDULE	6-15-23	

DISCLAIMER:
THESE DOCUMENTS PROVIDE DESIGN INTENT ONLY AND ARE NOT TO BE USED FOR CONSTRUCTION. THE REGISTERED ARCHITECTURAL SET OF DOCUMENTS INCLUDES PROPER ARCHITECTURAL, ENGINEER, MECHANICAL, ELECTRICAL, AND TRADE CONTRACTOR AND TRADE CONTRACTOR MUST VERIFY CORRECT CODE APPLICATION AND INSTALLATION OF DESIGNED ELEMENTS WITHIN THEIR RESPECTIVE SCOPE OF WORK PRIOR TO PERFORMING ANY WORK. CREATIVE LICENSE ASSUMES NO LIABILITY FOR ANY CHANGES OR OMISSIONS. CONTRACTOR OF WORK PROVIDED INCLUDES DESIGN ELEMENTS, FURNISHINGS OR FIXTURES.

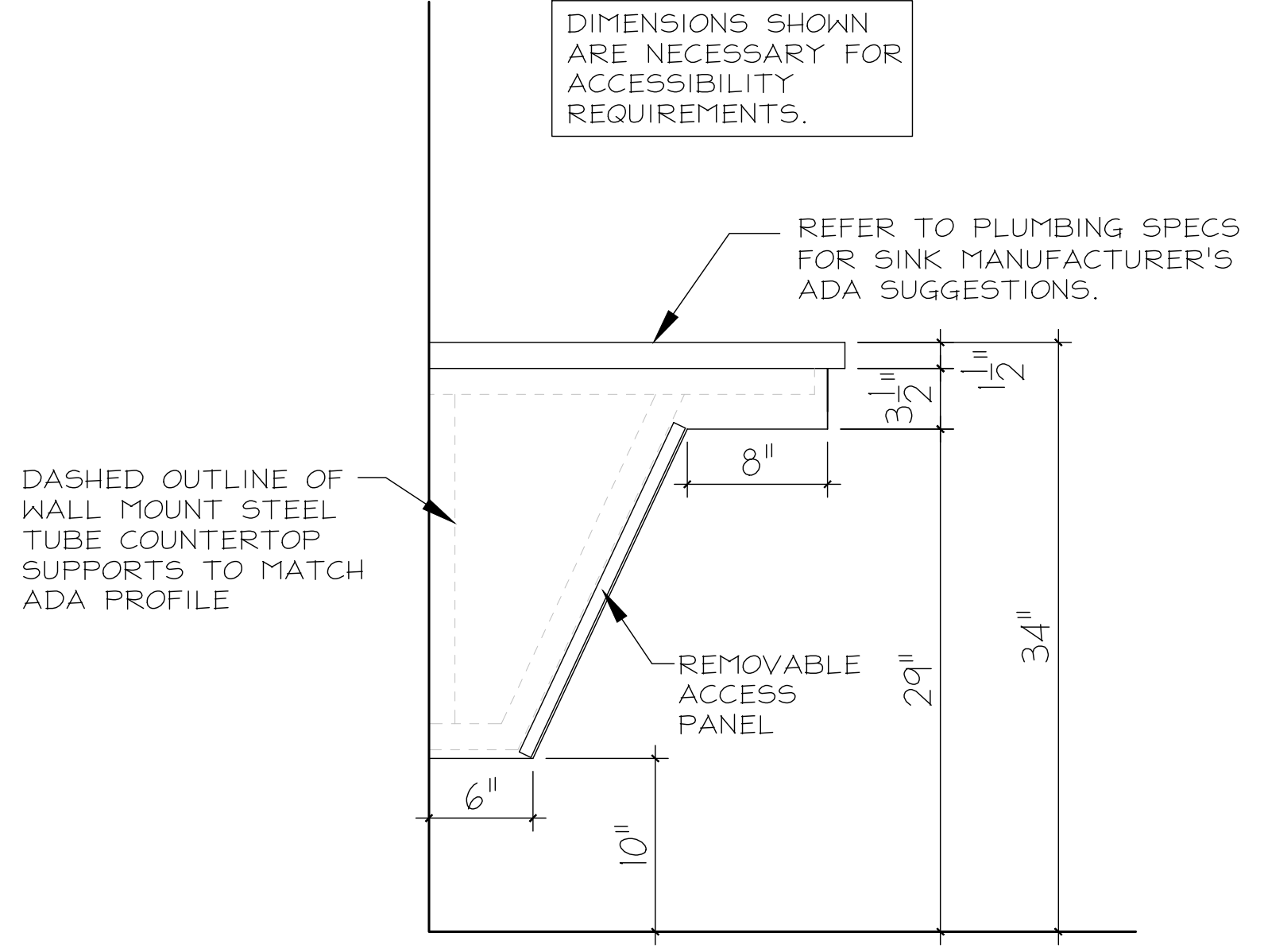
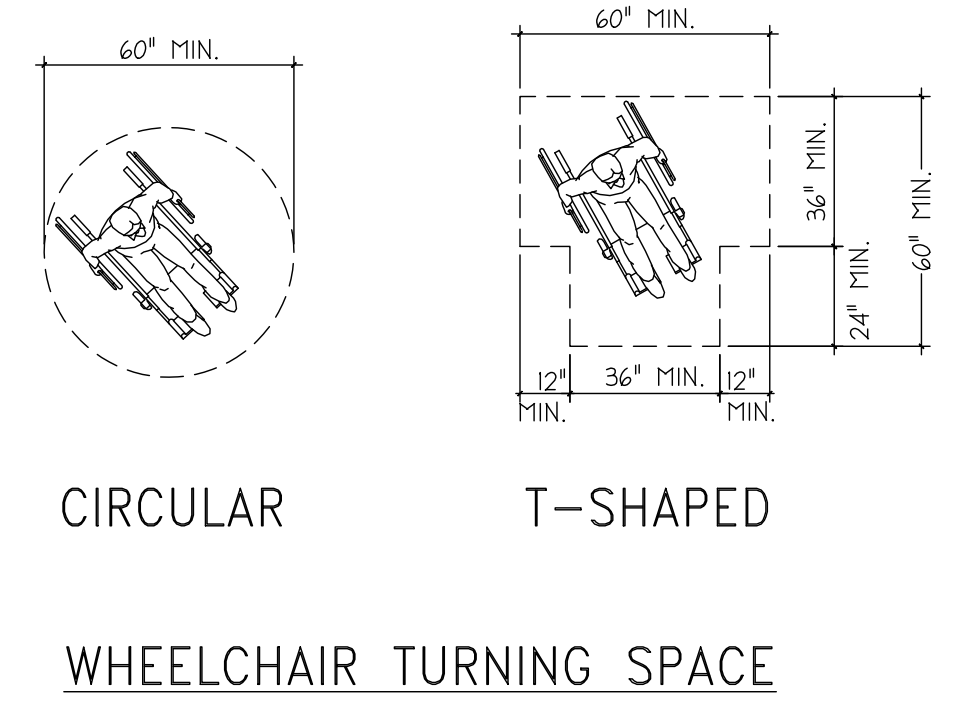
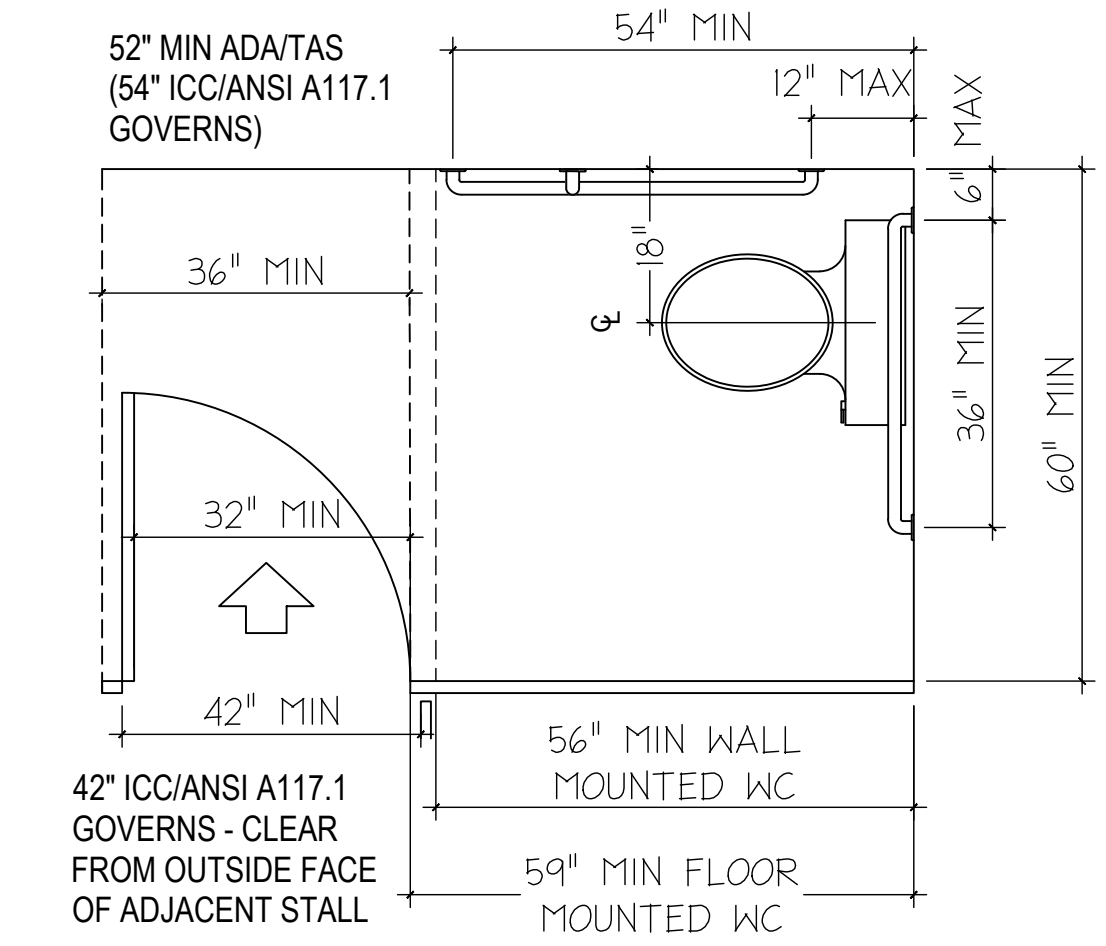
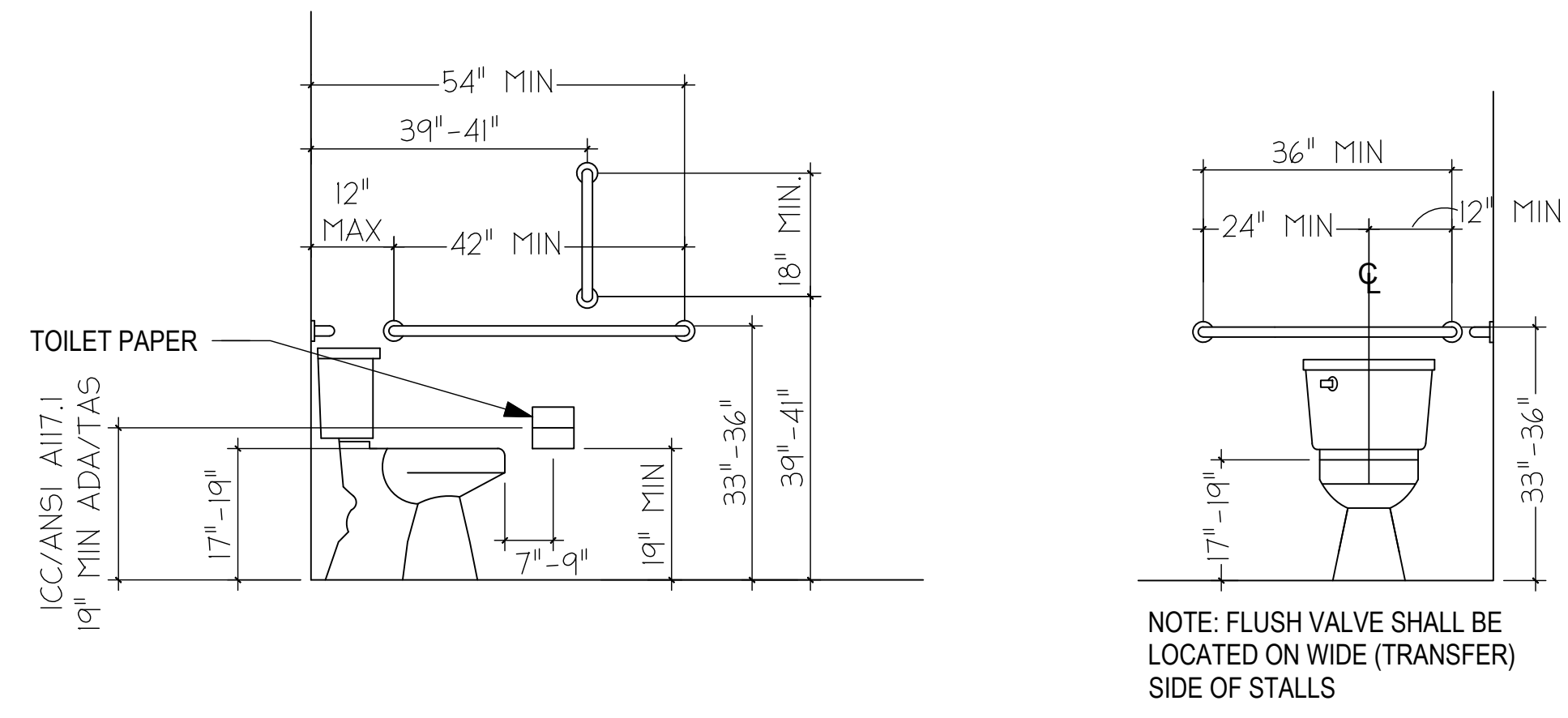
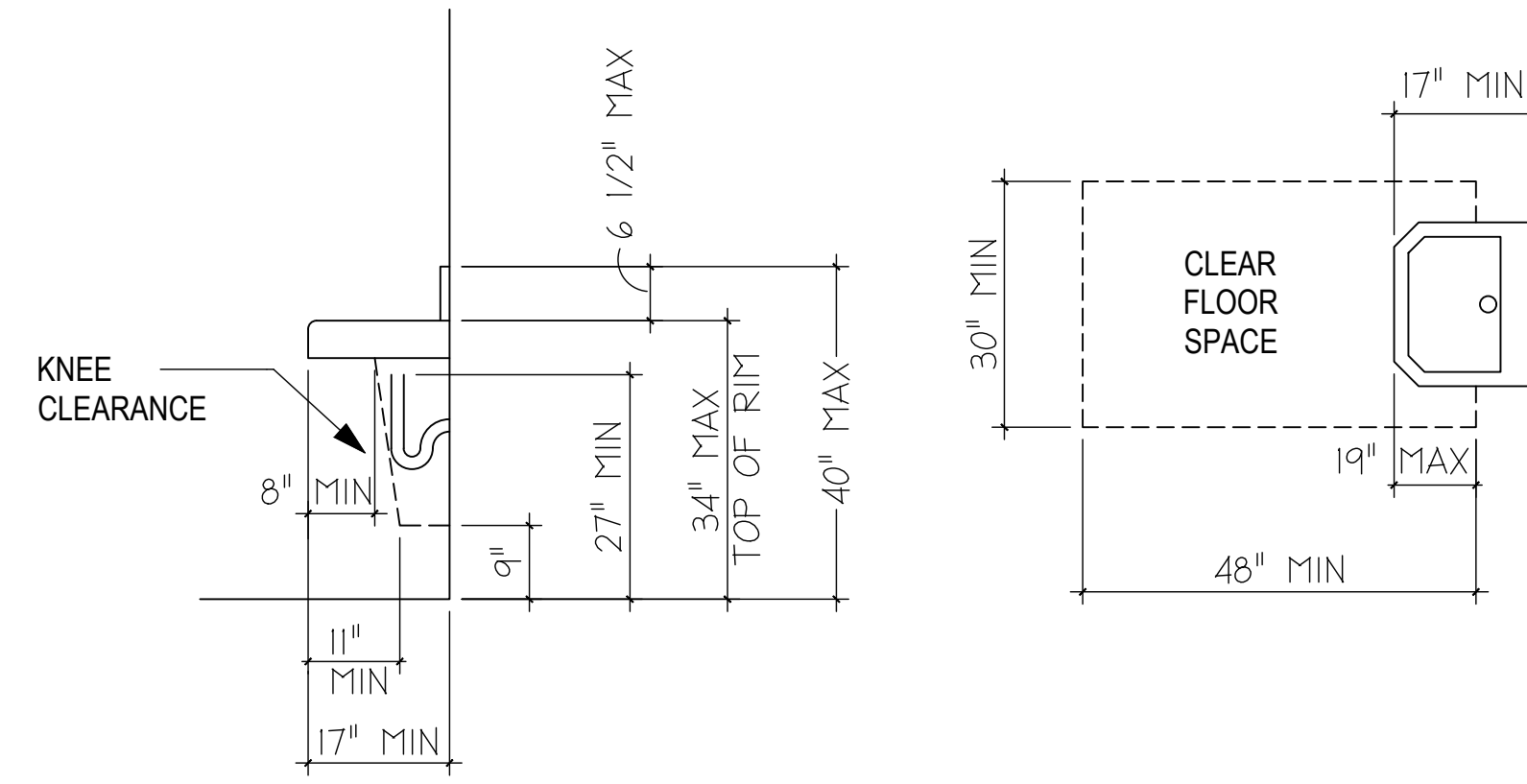
CLIENT NAME: LIVCOR
PROJECT NAME: OLYMPUS AT MIDTOWN
PROJECT LOCATION: NASHVILLE, TENNESSEE
SHEET NAME: COVER SHEET



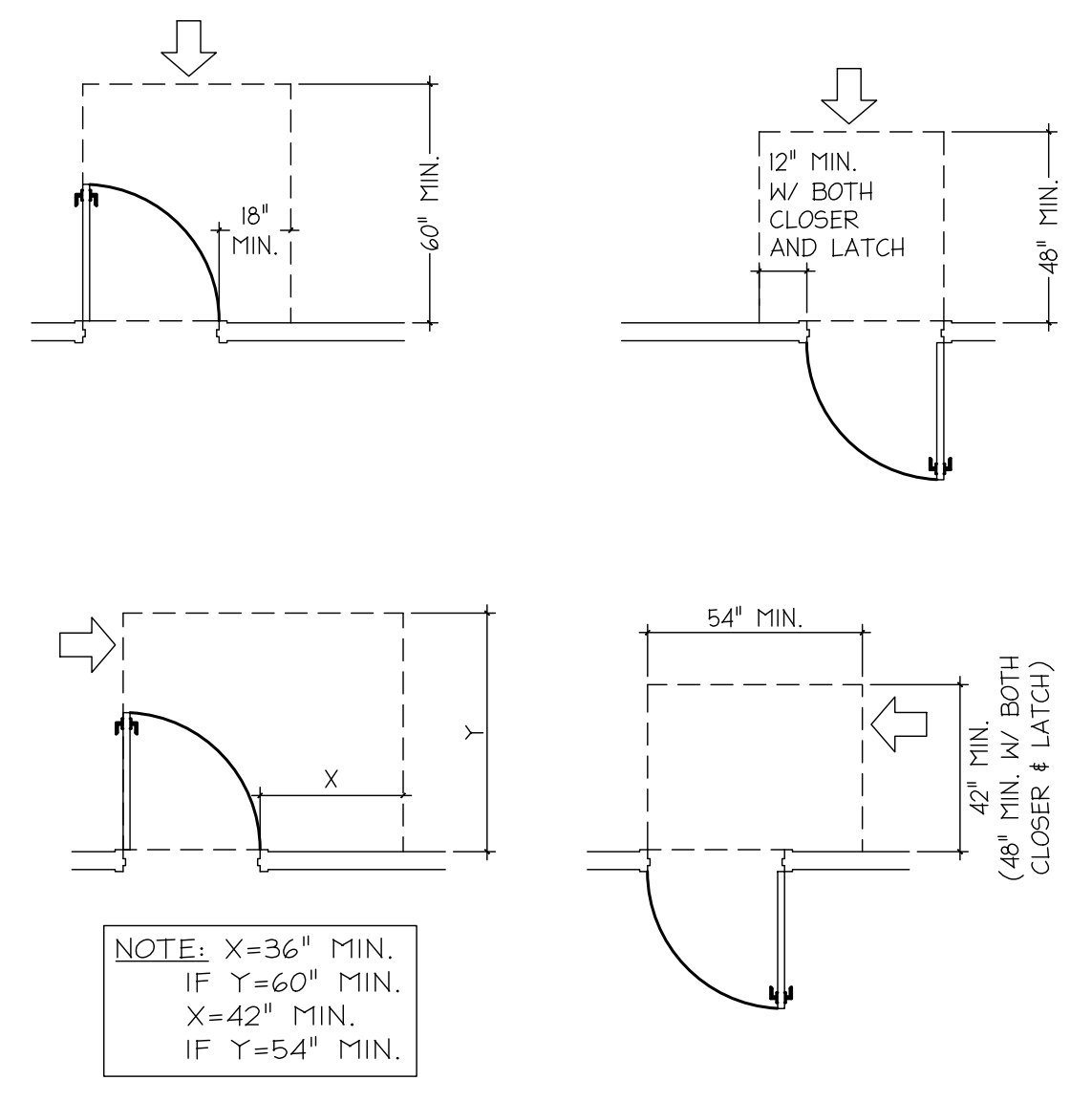
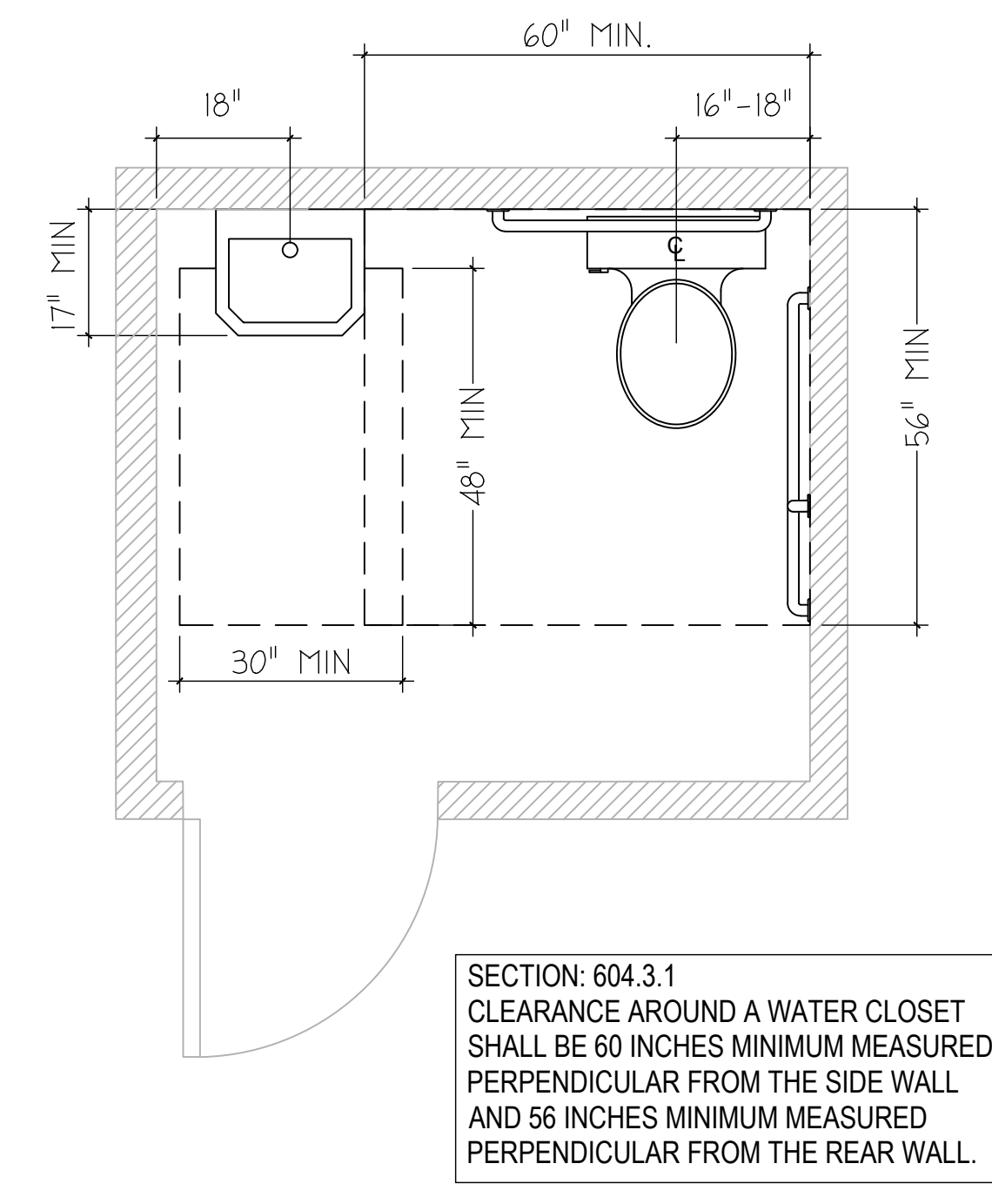
REVISIONS:

INSTALL DATE:
SCALE:
DATE: 6-15-23
JOB NUMBER: 25902
DRAWN BY: AM/JMC
PM: BK
AE: CG

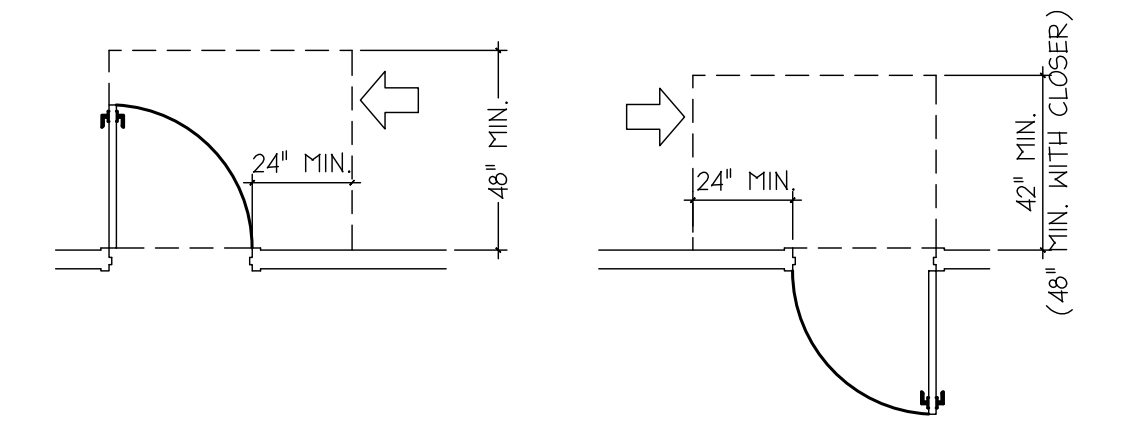
SHEET: **COV**



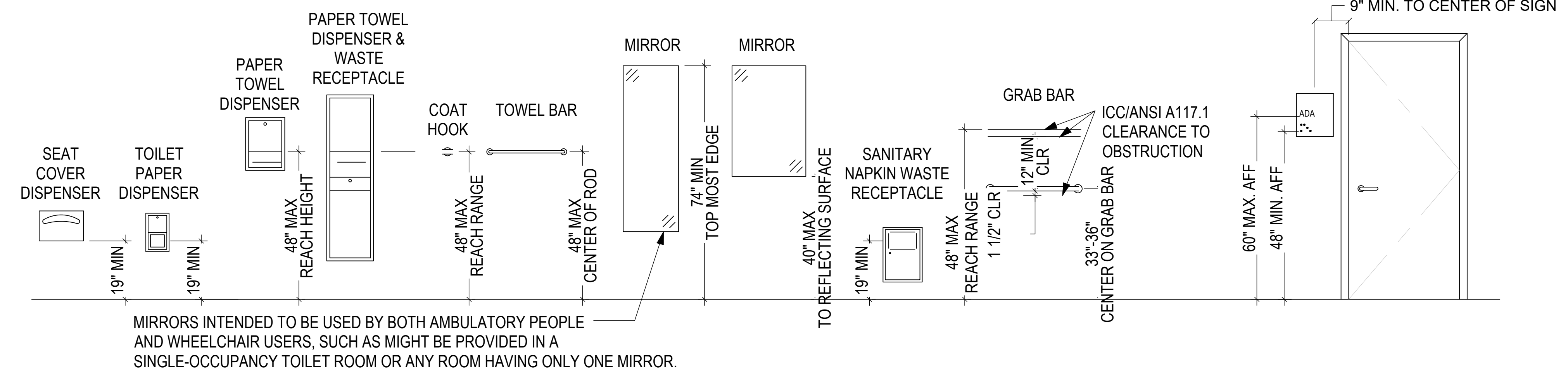
1 TYPICAL ADA VANITY CLEARANCES
SCALE: N.T.S.



HINGE SIDE APPROACHES—SWINGING DOORS



LATCH SIDE APPROACHES—SWINGING DOORS



ADA MOUNTING HEIGHTS
SCALE: N.T.S.

MIRRORS INTENDED TO BE USED BY BOTH AMBULATORY PEOPLE AND WHEELCHAIR USERS, SUCH AS MIGHT BE PROVIDED IN A SINGLE-OCCUPANCY TOILET ROOM OR ANY ROOM HAVING ONLY ONE MIRROR.

DISCLAIMER: THESE DOCUMENTS PROVIDE DESIGN INTENT ONLY AND ARE NOT TO BE USED TO SUPERSEDE THE REGISTERED ARCHITECTURAL SET OF DOCUMENTS WITHOUT PROPER ARCHITECTURAL REVIEW. THE ARCHITECT, GENERAL CONTRACTOR AND TRADE CONTRACTOR MUST VERIFY CORRECT CODE APPLICATION AND INSTALLATION OF PROVIDED ELEMENTS WITHIN THEIR RESPECTIVE SCOPE OF WORK PRIOR TO PERMITTING AND ALSO OBTAINING LOCAL JURISDICTION APPROVAL. THE ARCHITECT ASSUMES NO LIABILITY FOR OMISSIONS OR ERRORS. THE ARCHITECT PROVIDES NO GUARANTEE FOR OMISSIONS OR ERRORS. THE ARCHITECT PROVIDES NO GUARANTEE FOR OMISSIONS OR ERRORS.

CLIENT NAME: LINCOR
PROJECT NAME: OLYMPUS AT MIDTOWN
PROJECT LOCATION: NASHVILLE, TENNESSEE
SHEET NAME: RESTROOM MOUNTING HEIGHTS & ADA



REVISIONS:	
INSTALL DATE:	
SCALE:	N.T.S.
DATE:	6-15-23
JOB NUMBER:	25902
DRAWN BY:	AM/JMC
PM:	BK
AE:	CG
SHEET:	G1.1

CLIENT NOTES TO BE ADDRESSED ON-SITE

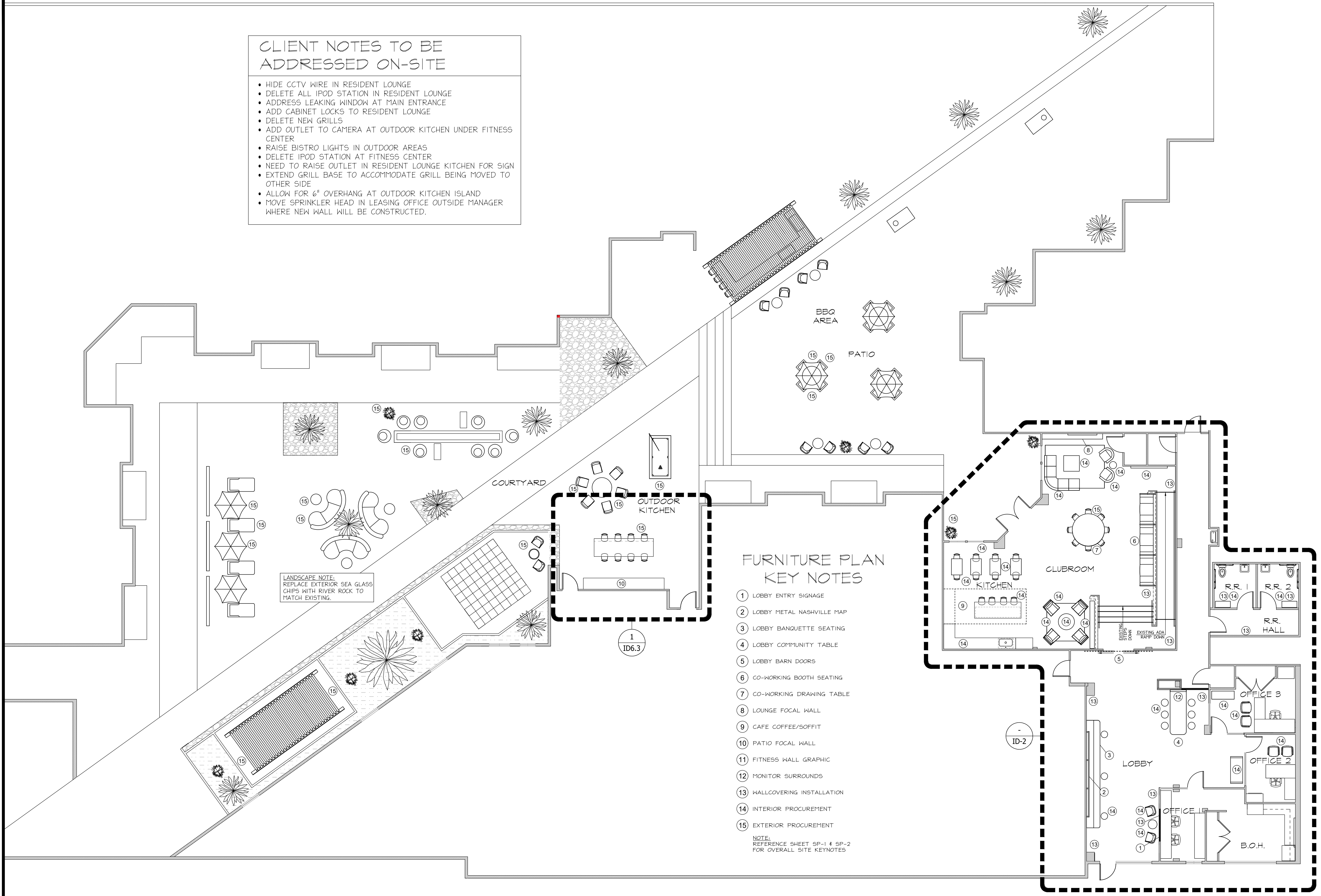
- HIDE CCTV WIRE IN RESIDENT LOUNGE
- DELETE ALL IPOD STATION IN RESIDENT LOUNGE
- ADDRESS LEAKING WINDOW AT MAIN ENTRANCE
- ADD CABINET LOCKS TO RESIDENT LOUNGE
- DELETE NEW GRILLS
- ADD OUTLET TO CAMERA AT OUTDOOR KITCHEN UNDER FITNESS CENTER
- RAISE BISTRO LIGHTS IN OUTDOOR AREAS
- DELETE IPOD STATION AT FITNESS CENTER
- NEED TO RAISE OUTLET IN RESIDENT LOUNGE KITCHEN FOR SIGN
- EXTEND GRILL BASE TO ACCOMMODATE GRILL BEING MOVED TO OTHER SIDE
- ALLOW FOR 6" OVERHANG AT OUTDOOR KITCHEN ISLAND
- MOVE SPRINKLER HEAD IN LEASING OFFICE OUTSIDE MANAGER WHERE NEW WALL WILL BE CONSTRUCTED.

LANDSCAPE NOTE:
REPLACE EXTERIOR SEA GLASS CHIPS WITH RIVER ROCK TO MATCH EXISTING.

FURNITURE PLAN KEY NOTES

- 1 LOBBY ENTRY SIGNAGE
- 2 LOBBY METAL NASHVILLE MAP
- 3 LOBBY BANQUETTE SEATING
- 4 LOBBY COMMUNITY TABLE
- 5 LOBBY BARN DOORS
- 6 CO-WORKING BOOTH SEATING
- 7 CO-WORKING DRAWING TABLE
- 8 LOUNGE FOCAL WALL
- 9 CAFE COFFEE/SOFFIT
- 10 PATIO FOCAL WALL
- 11 FITNESS WALL GRAPHIC
- 12 MONITOR SURROUNDS
- 13 WALLCOVERING INSTALLATION
- 14 INTERIOR PROCUREMENT
- 15 EXTERIOR PROCUREMENT

NOTE:
REFERENCE SHEET SP-1 & SP-2 FOR OVERALL SITE KEYNOTES



OVERALL FURNITURE / SITE PLAN - LEVEL ONE



SCALE: 1/8" = 1'-0"

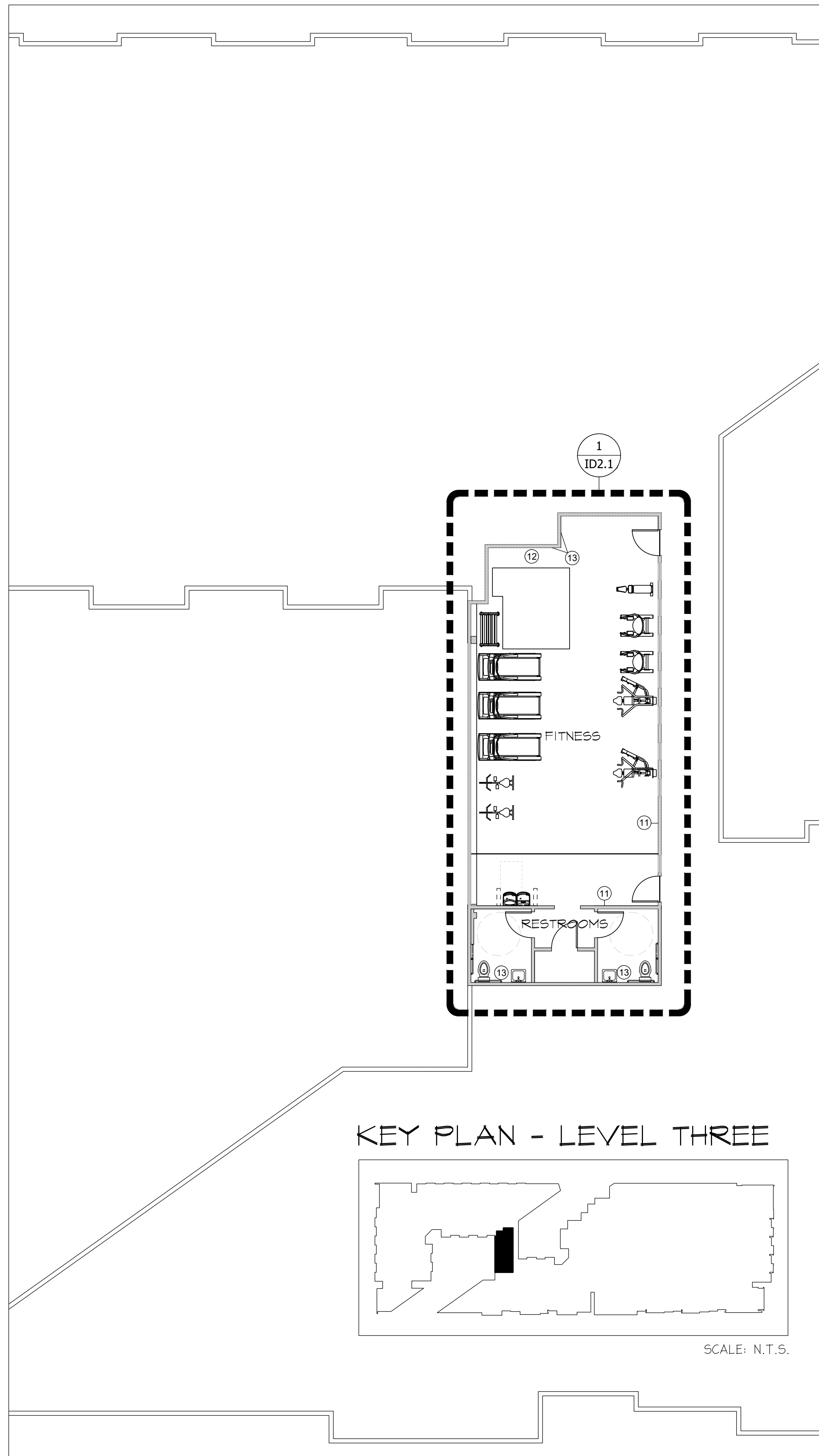
SHEET SIZE: 24" X 36"

DISCLAIMER:
THIS DOCUMENT PROVIDES DESIGN INTENT ONLY AND IS NOT TO BE USED FOR CONSTRUCTION. THE REGISTERED ARCHITECTURAL SET OF DOCUMENTS, INCLUDING PROPER ARCHITECTURAL, ENGINEER, AND TRADE CONTRACTOR AND TRADE CONTRACTOR MUST VERIFY CORRECT CODE APPLICATION AND INSTALLATION OF PROVIDED ELEMENTS WITHIN THEIR RESPECTIVE SCOPE OF WORK PRIOR TO PERFORMING ANY WORK. CREATIVE LICENSE INTERNATIONAL PROVIDES NO WARRANTY, EITHER IN CONTRACT OR OTHERWISE, FOR ANY OF THE SERVICES PROVIDED HEREIN. DESIGN ELEMENTS, FURNISHINGS OR FIXTURES.

CLIENT NAME: **LIVCOR**
PROJECT NAME: **OLYMPUS AT MIDTOWN**
PROJECT LOCATION: **NASHVILLE, TENNESSEE**
SHEET NAME: **SITE PLAN - LEVEL ONE**



REVISIONS:	
INSTALL DATE:	
SCALE:	
DATE:	6-15-23
JOB NUMBER:	25902
DRAWN BY:	AM/JMC
PM:	BK
AE:	CG
SHEET:	SP-1



FURN. / SITE PLAN - LEVEL THREE


SCALE: 1/8" = 1'-0"



FURNITURE PLAN
KEY NOTES

- ① LOBBY ENTRY SIGNAGE
- ② LOBBY METAL NASHVILLE MAP
- ③ LOBBY BANQUETTE SEATING
- ④ LOBBY COMMUNITY TABLE
- ⑤ LOBBY BARN DOORS
- ⑥ CO-WORKING BOOTH SEATING
- ⑦ CO-WORKING DRAWING TABLE
- ⑧ LOUNGE FOCAL WALL
- ⑨ CAFE COFFEE/SOFFIT
- ⑩ PATIO FOCAL WALL
- ⑪ FITNESS WALL GRAPHIC
- ⑫ MONITOR SURROUNDS
- ⑬ WALLCOVERING INSTALLATION
- ⑭ INTERIOR PROCUREMENT
- ⑮ EXTERIOR PROCUREMENT

NOTE:
REFERENCE SHEET SP-1 & SP-2
FOR OVERALL SITE KEYNOTES



FURN. / SITE PLAN - LEVEL FOUR

SCALE: 1/8" = 1'-0"



DISCLAIMER:
THESE DOCUMENTS PROVIDE DESIGN INTENT ONLY AND ARE NOT TO BE USED FOR CONSTRUCTION. THE REGISTERED ARCHITECTURAL SET OF DOCUMENTS INCLUDES ALL NECESSARY ARCHITECTURAL, ENGINEERING, GENERAL CONTRACTOR AND TRADE CONTRACTOR WORK. ANY CHANGES TO THESE DOCUMENTS WITHOUT THE WRITTEN CONSENT OF THE ARCHITECT SHALL BE AT THE USER'S RISK. THE ARCHITECT SHALL NOT BE RESPONSIBLE FOR ANY DAMAGE TO PERSONS OR PROPERTY CAUSED BY THE USER'S FAILURE TO FOLLOW THE DESIGN INTENT OR FOR ANY DAMAGE TO PERSONS OR PROPERTY CAUSED BY THE USER'S FAILURE TO OBTAIN NECESSARY PERMITS OR FOR ANY DAMAGE TO PERSONS OR PROPERTY CAUSED BY THE USER'S FAILURE TO OBTAIN NECESSARY INSURANCE.

CLIENT NAME:
LIVCOR
PROJECT NAME:
OLYMPUS AT MIDTOWN
PROJECT LOCATION:
NASHVILLE, TENNESSEE
SHEET NAME:
SITE PLAN - LEVEL THREE & FOUR



REVISIONS:	
INSTALL DATE:	
SCALE:	
DATE:	6-15-23
JOB NUMBER:	25902
DRAWN BY:	AM/JMC
PM:	BK
AE:	CG
SHEET:	SP-2

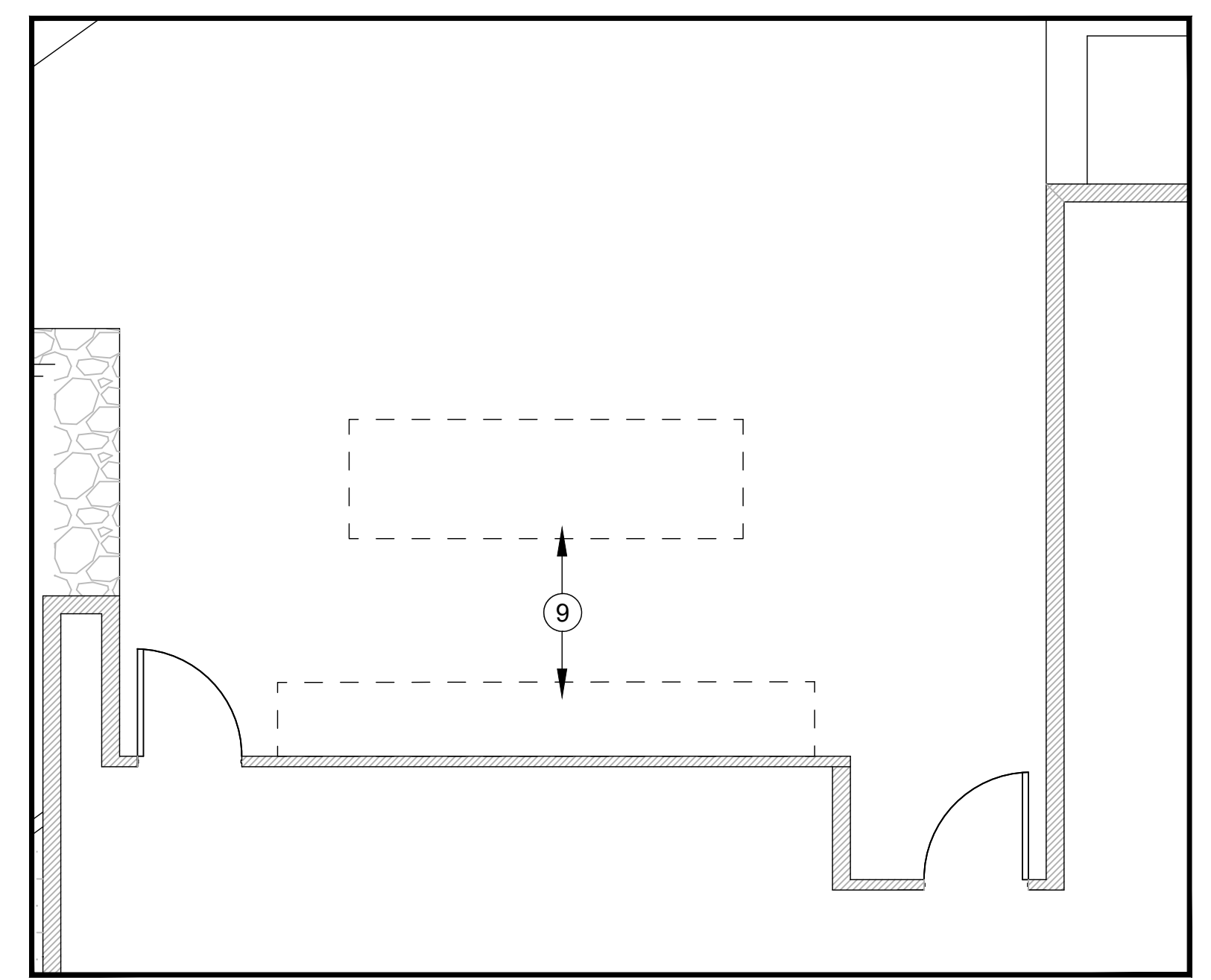
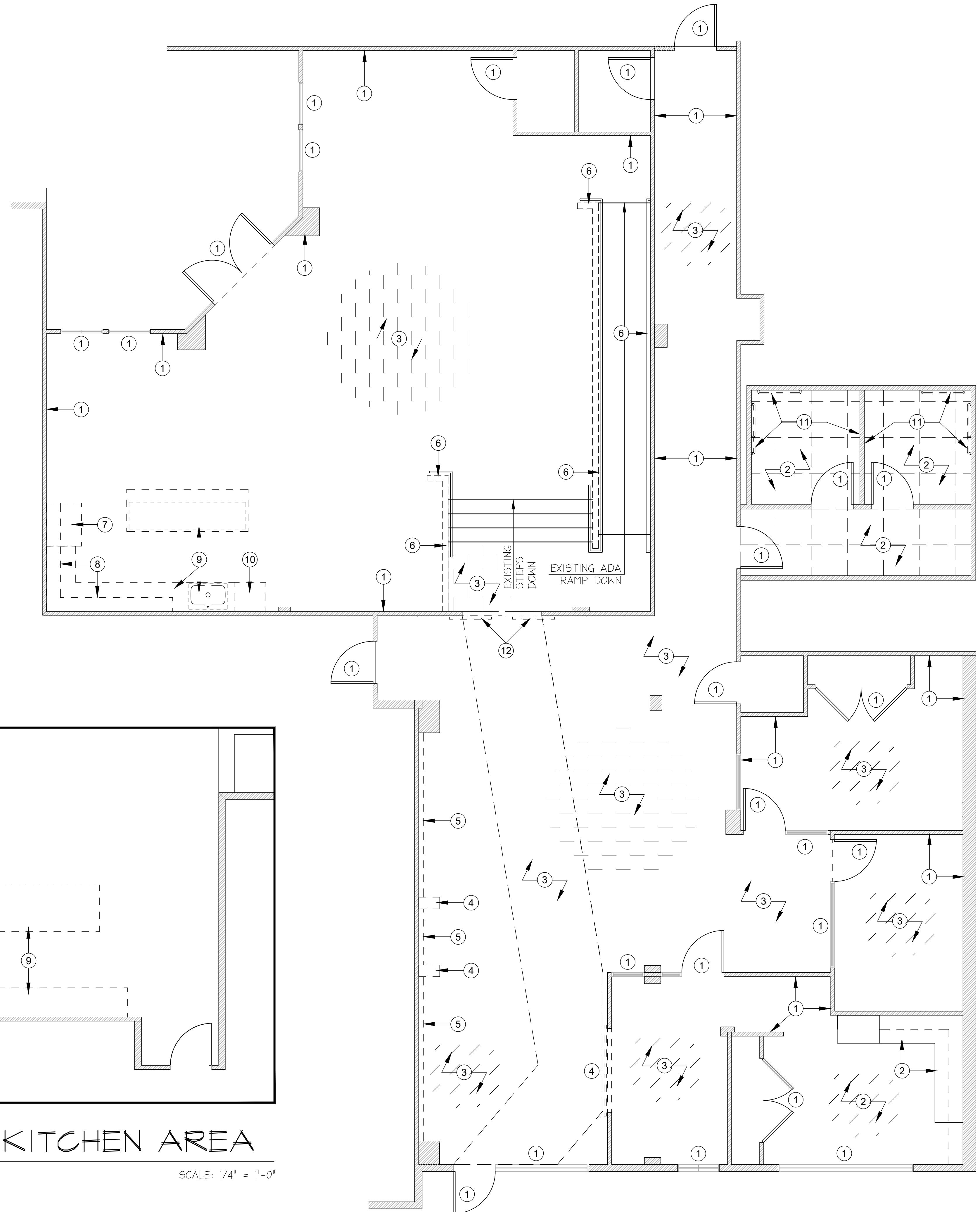
DISCLAIMER: THESE DOCUMENTS PROVIDE DESIGN INTENT ONLY AND ARE NOT TO BE USED FOR CONSTRUCTION WITHOUT THE REGISTERED ARCHITECTURAL SET OF DOCUMENTS. WHILE PROPER ARCHITECTURAL DESIGN, THE ARCHITECT, GENERAL CONTRACTOR AND TRADE CONTRACTOR MUST VERIFY CORRECT CODE APPLICATION AND INSTALLATION OF FINISHED ELEMENTS WITHIN THEIR RESPECTIVE SCOPE OF WORK PRIOR TO STARTING. ALSO, OBTAINING LICENSES AND PERMITS IS THE RESPONSIBILITY OF THE CLIENT OR OWNER. CONTRACTOR OF FINISHED WORK PROVIDED WITHIN THESE DOCUMENTS, FURNISHINGS OR FIXTURES.

CLIENT NAME: **LIVCOR**
 PROJECT NAME: **OLYMPUS AT MIDTOWN**
 PROJECT LOCATION: **NASHVILLE, TENNESSEE**
 SHEET NAME: **DEMOLITION PLAN**



REVISIONS:	
INSTALL DATE:	
SCALE:	
DATE:	6-15-23
JOB NUMBER:	25902
DRAWN BY:	AM/JMC
PM:	BK
AE:	CG
SHEET:	D1


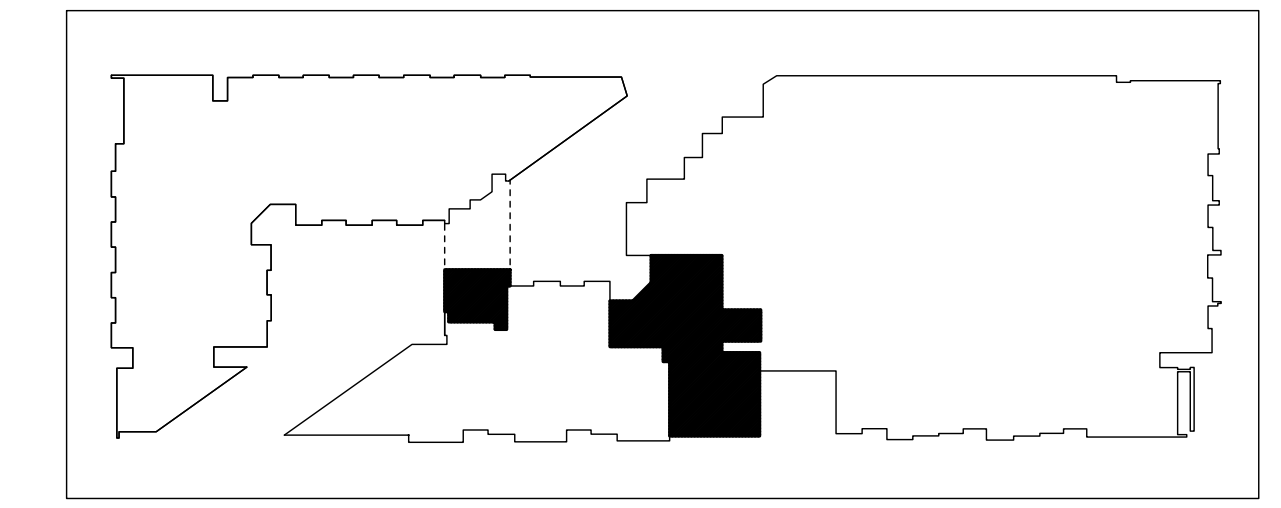
- ### DEMOLITION KEY NOTES
- (EXISTING) WALLS, DOORS, AND WINDOWS TO REMAIN
 - (EXISTING) BOH MILLWORK TO REMAIN.
(COVER & PROTECT DURING REMODEL)
 - (DEMO) EXISTING FLOORING TO BE REMOVED THROUGHOUT
- PREP FLOORS FOR NEW FINISHES.
 - (DEMO) INTERIOR WALLS, AND DOORS TO BE REMOVED
- PREP ADJACENT WALLS FOR NEW FINISH.
 - (DEMO) DISPLAYS (SAVE AS DIRECTED BY THE CLIENT)
 - (DEMO) STONE CAP @ RAMP TO BE REMOVED. LOW WALL & HANDRAIL AROUND STAIRCASE & ADA RAMP TO BE REMAIN.
 - (DEMO) APPLIANCES (SAVE AS DIRECTED BY THE CLIENT)
 - (DEMO) KITCHEN UPPERS ONLY.
- PREP WALLS FOR NEW FINISHES.
 - (DEMO) EXISTING KITCHEN COUNTERTOPS & SINK ONLY. TO BE REPLACED WITH NEW. (REF. ID SHEETS & ELEVATIONS)
 - (DEMO) LOWER PORTION OF KITCHEN MILLWORK. REPAIR FINISHED SIDE PANEL AS NECESSARY.
 - (DEMO) RR. TILE ON WALLS, FAUCET, MIRROR & GRAB BARS.
(PREP FOR NEW IN SAME LOCATION) SINK & TOILET TO REMAIN.
 - (DEMO) EXISTING BARN DOORS. TO BE REPLACED WITH NEW.
(REF. ID SHEETS & ELEVATIONS)



OUTDOOR KITCHEN AREA
 SCALE: 1/4" = 1'-0"

DEMOLITION PLAN

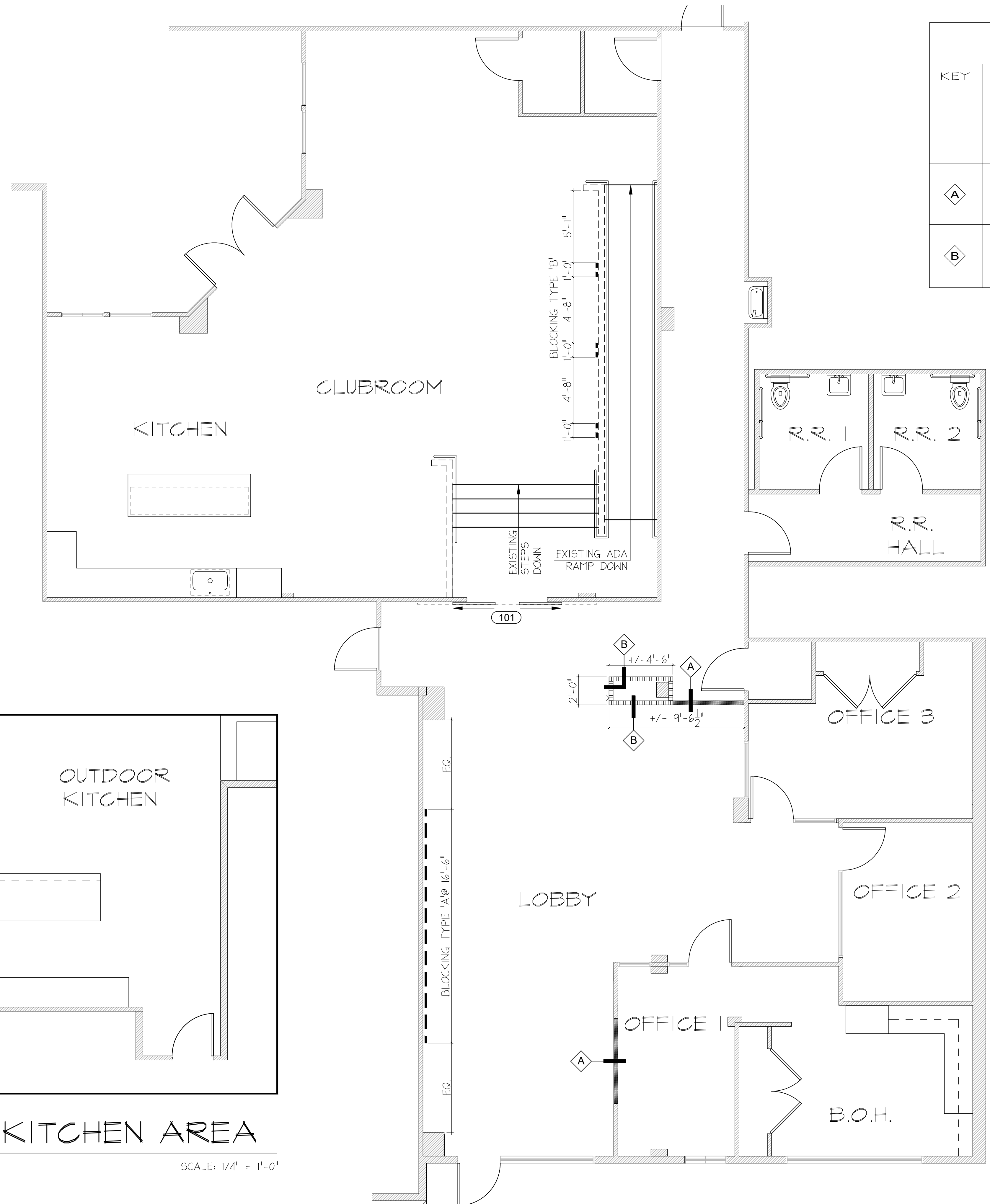
KEY PLAN - LEVEL ONE



SCALE: 1/4" = 1'-0"

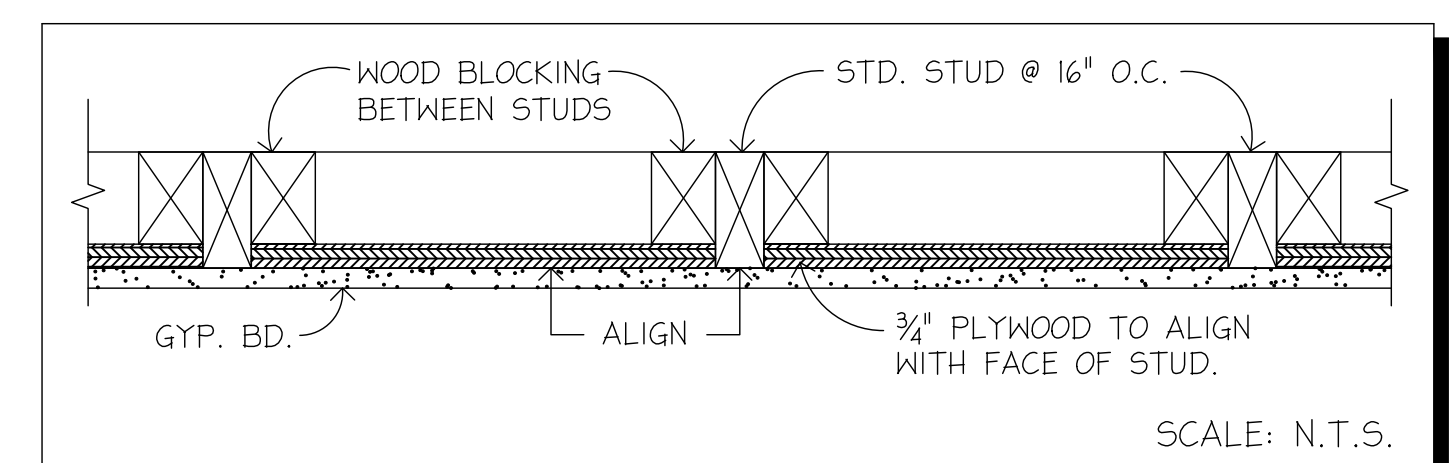
SHEET SIZE: 24" X 36"

DISCLAIMER: THESE DOCUMENTS PROVIDE DESIGN INTENT ONLY AND ARE NOT TO BE USED FOR CONSTRUCTION. THE REGISTERED ARCHITECTURAL SET OF DOCUMENTS, WHEN USED IN CONJUNCTION WITH THE BUILDING CODES, SHALL BE THE BASIS FOR THE DESIGN AND CONSTRUCTION OF THE PROJECT. THE ARCHITECT ASSUMES NO LIABILITY FOR ANY DAMAGE TO PERSONS OR PROPERTY ARISING FROM THE USE OF THESE DOCUMENTS. THE ARCHITECT'S RESPONSIBILITY IS LIMITED TO THE DESIGN AND CONSTRUCTION OF THE PROJECT AS SHOWN ON THESE DOCUMENTS. THE ARCHITECT DOES NOT WARRANT THE ACCURACY OF ANY INFORMATION PROVIDED HEREON, NOR DOES THE ARCHITECT WARRANT THE MERCHANTABILITY OF ANY GOODS OR SERVICES PROVIDED HEREON.

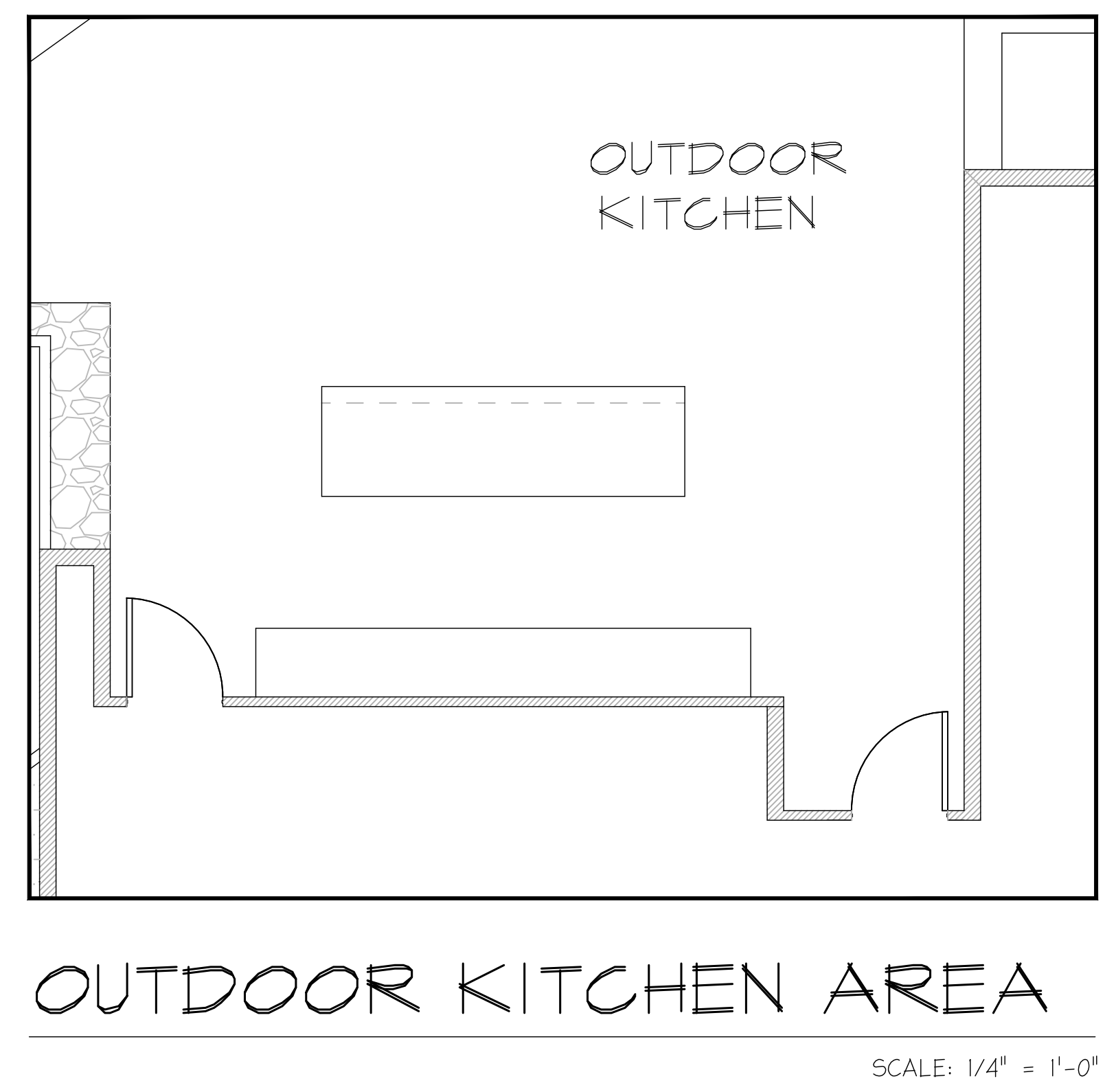
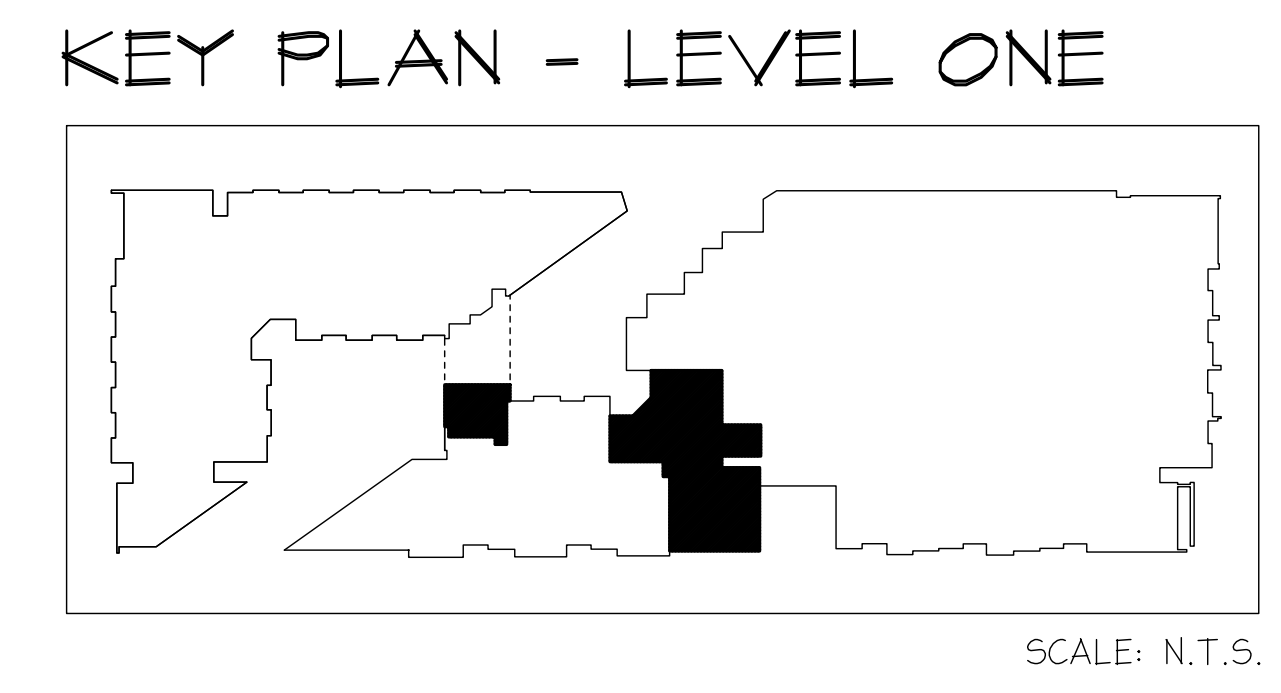


WALL TYPE SCHEDULE		
KEY	SYMBOL	DESCRIPTION
		EXISTING DEMISING PARTITION WALLS: EXISTING DEMISING WALL - G.C. TO FINISH INSTALLATION OF INTERIOR DRYWALL (WHERE NECESSARY). G.C. SHALL PATCH & REPAIR EXISTING GYP. BD. FULL HEIGHT TO CEILING ABOVE. TAPE & SAND SMOOTH TO ACCEPT NEW FINISH. (AS REQUIRED)
A		NEW INTERIOR PARTITION: (STANDARD) NEW STUD FRAMING (TO MATCH ADJACENT) @ 16" O.C. TO DECK ABOVE W/ ONE LAYER OF 5/8" TYPE "X" GYP. BD. BOTH SIDES TO ABOVE CEILING. TAPE & SAND SMOOTH TO ACCEPT NEW FINISH.
B		NEW INTERIOR PARTITION: (ONE SIDED) NEW STUD FRAMING @ 16" O.C. TO DECK ABOVE W/ ONE LAYER OF 5/8" TYPE "X" GYP. BD. ON ONE SIDE TO ABOVE CEILING. TAPE & SAND SMOOTH TO ACCEPT NEW FINISH.

NEW DOOR SCHEDULE	
KEY	DISCRPTION
101	ENTRY - BARN DOORS NEW (2) 3'-0" X 7'-0" STEEL BARN DOORS & TRACK SYSTEM. CLI TO PROVIDE AND DELIVER - GC TO INSTALL. (REF. ELEVATIONS) NOTE: GC TO VERIFY IF EXISTING HEADER ABOVE IS SUFFICIENT



STANDARD BLOCKING	
TYPE 'A'	BLOCKING TO BE PROVIDED BY GC. @ 4'-0" AFF THRU 16'-0" AFF.
TYPE 'B'	BLOCKING TO BE PROVIDED BY GC. @ 0'-0" AFF THRU 5'-0" AFF.



DIMENSION PLAN

SCALE: 1/4" = 1'-0"



DRYWALL NOTE:
ALL DRYWALL CORNERS TO BE SQUARE.

CLIENT NAME: **LIVCOR**
PROJECT NAME: **OLYMPUS AT MIDTOWN**
PROJECT LOCATION: **NASHVILLE, TENNESSEE**
SHEET NAME: **DIMENSION PLAN**

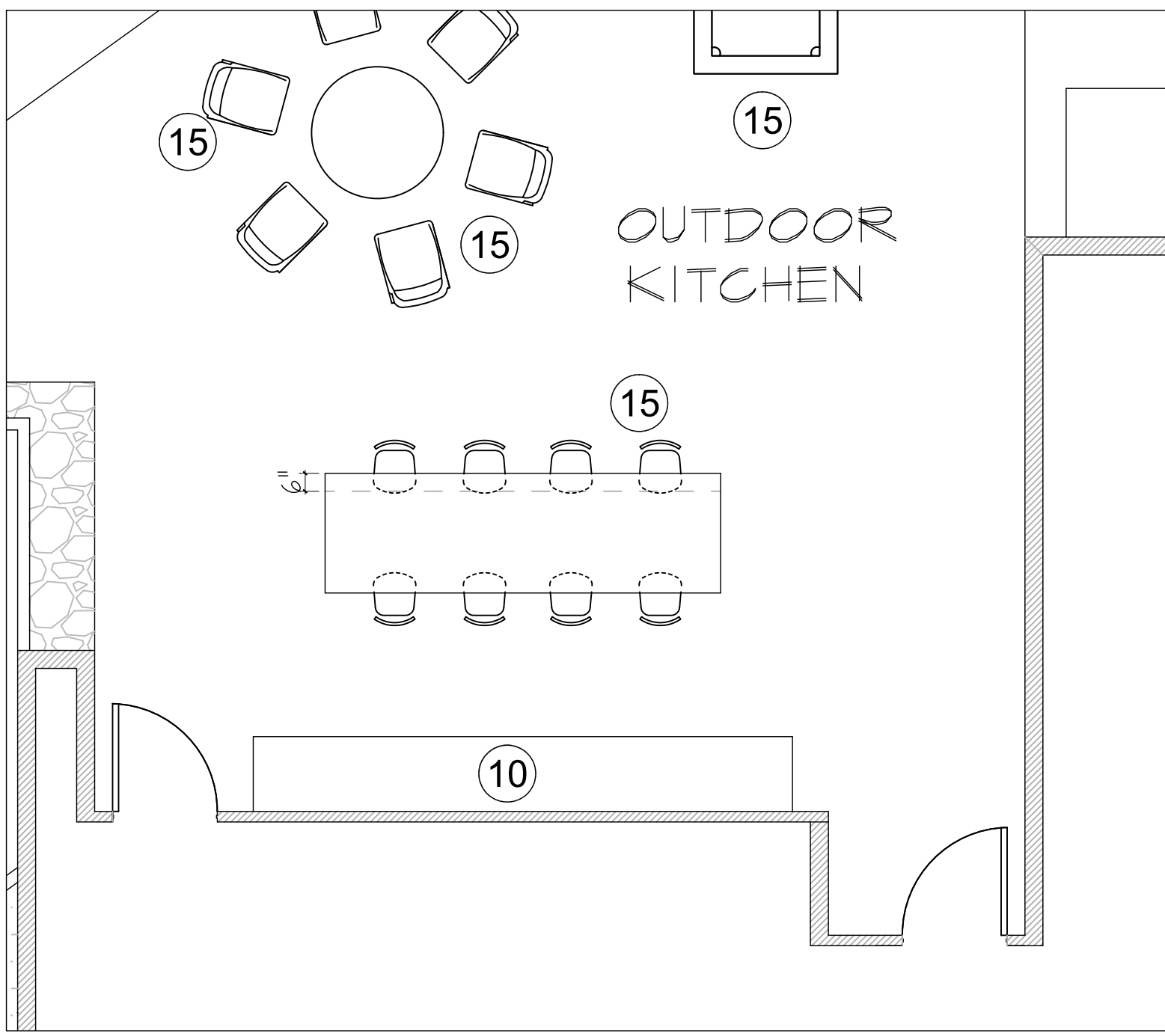
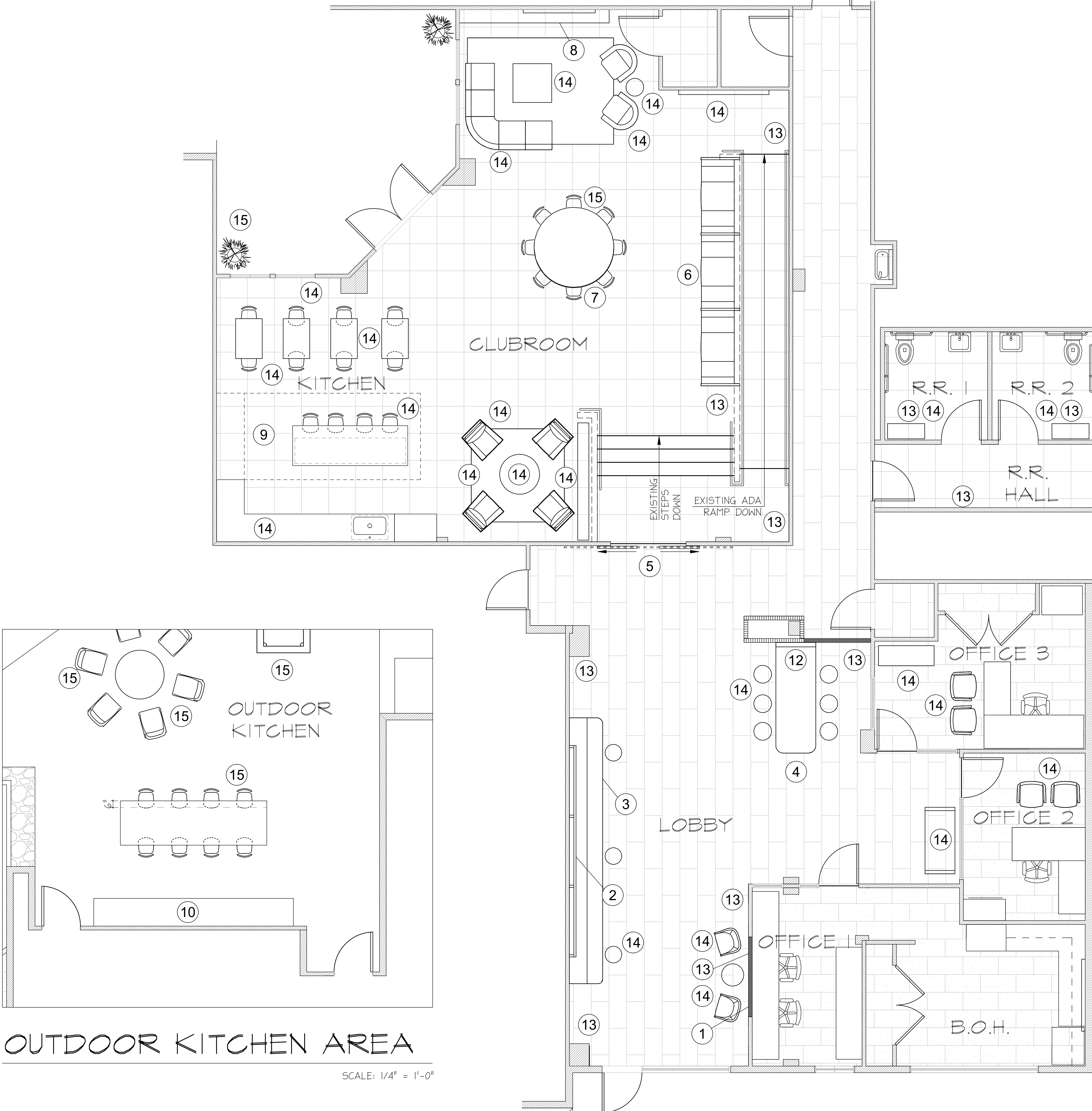


REVISIONS:	
INSTALL DATE:	
SCALE:	
DATE:	6-15-23
JOB NUMBER:	25902
DRAWN BY:	AM/JMC
PM:	BK
AE:	CG
SHEET:	ID1

SHEET SIZE: 24" X 36"

DISCLAIMER: THESE DOCUMENTS PROVIDE DESIGN INTENT ONLY AND ARE NOT TO BE USED FOR CONSTRUCTION. THE REGISTERED ARCHITECTURAL SET OF DOCUMENTS, WHEN USED IN CONJUNCTION WITH THE ARCHITECT'S GENERAL CONTRACTOR AND TRADE CONTRACTOR, MUST BE USED TO OBTAIN PERMITS AND TO OBTAIN THE NECESSARY INSURANCE COVERAGE. THE ARCHITECT ASSUMES NO LIABILITY FOR OMISSIONS OR ERRORS IN THESE DOCUMENTS. THE ARCHITECT'S LIABILITY IS LIMITED TO THE DESIGN ELEMENTS, FURNISHINGS OR FIXTURES PROVIDED IN THESE DOCUMENTS.

- CLIENT NOTES TO BE ADDRESSED ON-SITE**
- HIDE CCTV WIRE IN RESIDENT LOUNGE
 - DELETE ALL IPOD STATION IN RESIDENT LOUNGE
 - ADDRESS LEAKING WINDOW AT MAIN ENTRANCE
 - ADD CABINET LOCKS TO RESIDENT LOUNGE
 - DELETE NEW GRILLS
 - ADD OUTLET TO CAMERA AT OUTDOOR KITCHEN UNDER FITNESS CENTER
 - RAISE BISTRO LIGHTS IN OUTDOOR AREAS
 - DELETE IPOD STATION AT FITNESS CENTER
 - NEED TO RAISE OUTLET IN RESIDENT LOUNGE KITCHEN FOR SIGN
 - EXTEND GRILL BASE TO ACCOMMODATE GRILL BEING MOVED TO OTHER SIDE
 - ALLOW FOR 6" OVERHANG AT OUTDOOR KITCHEN ISLAND
 - MOVE SPRINKLER HEAD IN LEASING OFFICE OUTSIDE MANAGER WHERE NEW WALL WILL BE CONSTRUCTED.

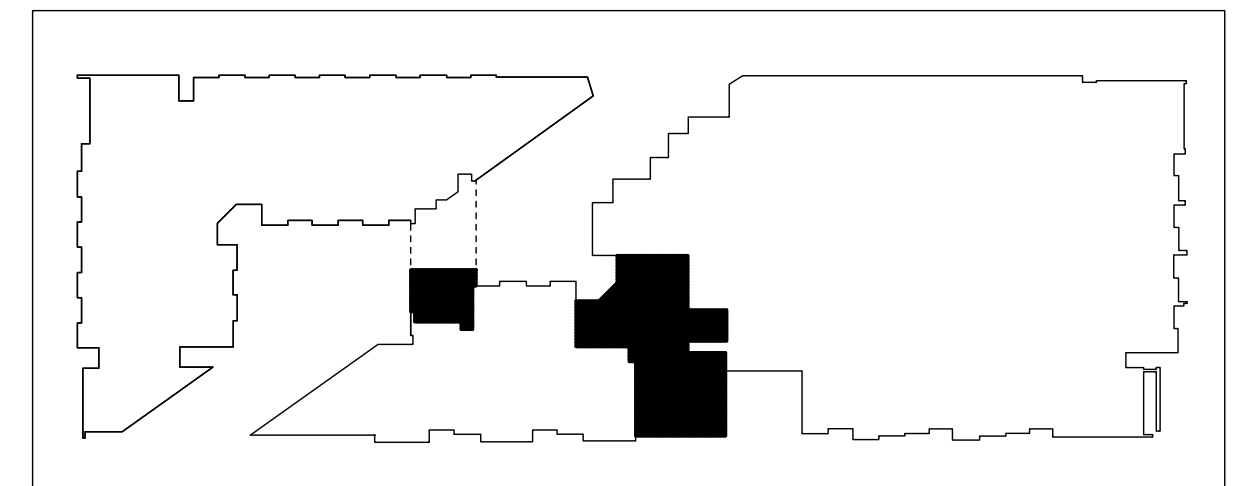


FURNITURE PLAN KEY NOTES

- 1 LOBBY ENTRY SIGNAGE
- 2 LOBBY METAL NASHVILLE MAP
- 3 LOBBY BANQUETTE SEATING
- 4 LOBBY COMMUNITY TABLE
- 5 LOBBY BARN DOORS
- 6 CO-WORKING BOOTH SEATING
- 7 CO-WORKING DRAWING TABLE
- 8 LOUNGE FOCAL WALL
- 9 CAFE COFFEE/SOFFIT
- 10 PATIO FOCAL WALL
- 11 FITNESS WALL GRAPHIC
- 12 MONITOR SURROUNDS
- 13 WALLCOVERING INSTALLATION
- 14 INTERIOR PROCUREMENT
- 15 EXTERIOR PROCUREMENT

NOTE:
REFERENCE SHEET SP-1 & SP-2
FOR OVERALL SITE KEYNOTES

KEY PLAN - LEVEL ONE



SCALE: 1/4" = 1'-0"

CLIENT NAME: **LIVCOR**
PROJECT NAME: **OLYMPUS AT MIDTOWN**
PROJECT LOCATION: **NASHVILLE, TENNESSEE**
SHEET NAME: **FURNITURE PLAN**



REVISIONS:	
INSTALL DATE:	
SCALE:	
DATE:	6-15-23
JOB NUMBER:	25902
DRAWN BY:	AM/JMC
PM:	BK
AE:	CG
SHEET:	ID2

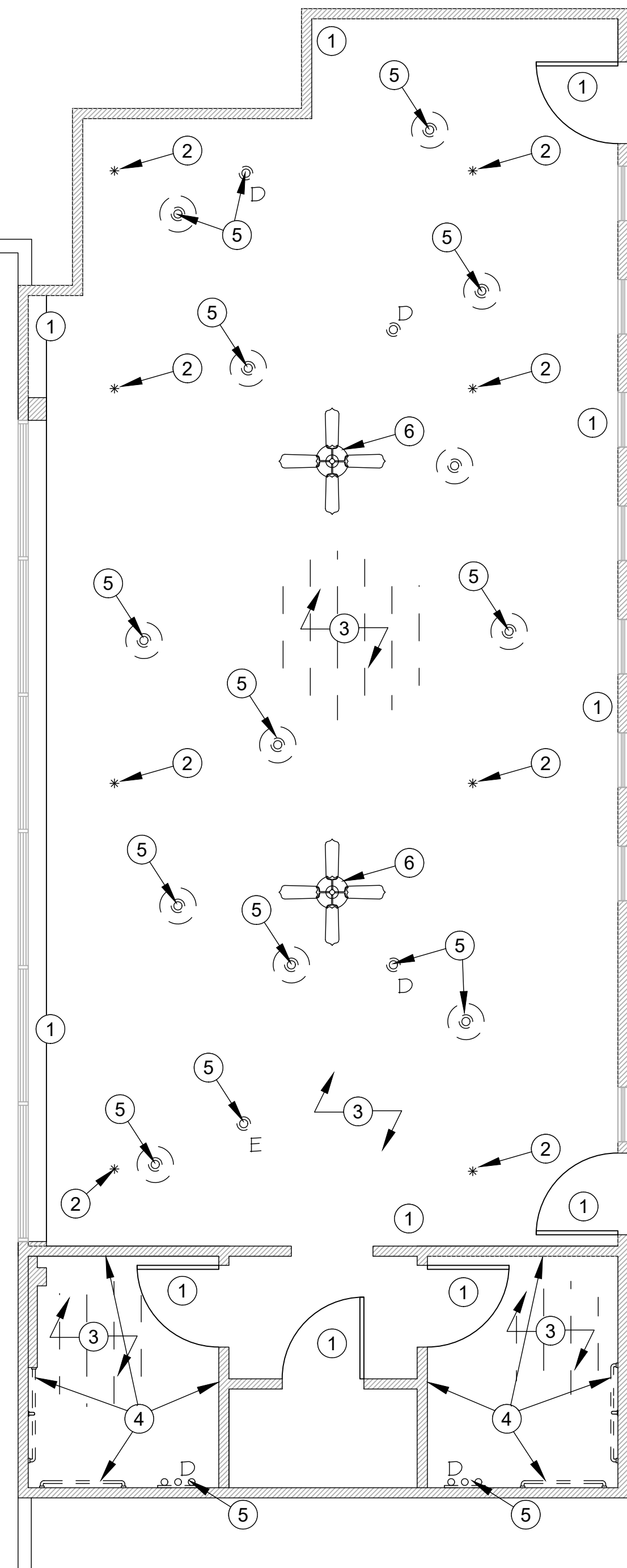
DISCLAIMER: THESE DOCUMENTS PROVIDE DESIGN INTENT ONLY AND ARE NOT TO BE USED FOR CONSTRUCTION. THE REGISTERED ARCHITECTURAL SET OF DOCUMENTS, WHEN USED IN CONJUNCTION WITH THE ROOM GENERAL CONTRACTOR AND TRADE CONTRACTOR MUST VERIFY CORRECT CODE APPLICATION AND INSTALLATION OF FINISHED ELEMENTS WITHIN THEIR RESPECTIVE SCOPE OF WORK PRIOR TO PERMITTING A NEW OR EXISTING LICENSE. ARCHITECTS ASSUME NO LIABILITY FOR CHANGES OR OMISSIONS OF FINISHES PROVIDED IN THESE DESIGN ELEMENTS, FURNISHINGS OR FIXTURES.

CLIENT NAME: **LIVCOR**
 PROJECT NAME: **OLYMPUS AT MIDTOWN**
 PROJECT LOCATION: **NASHVILLE, TENNESSEE**
 SHEET NAME: **FITNESS - DEMO, FURNITURE / FLOORING / LTG. PLANS**

Creative License
 international

REVISIONS:

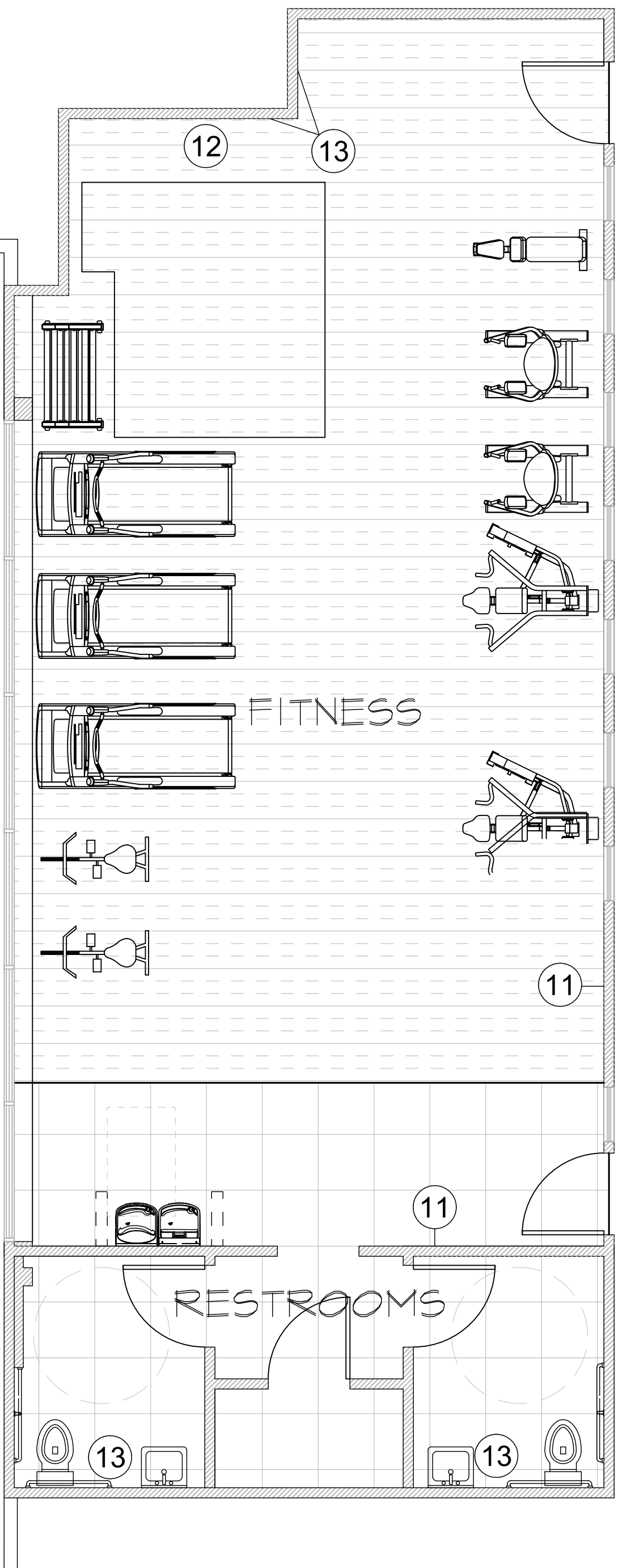
INSTALL DATE:
 SCALE:
 DATE: 6-15-23
 JOB NUMBER: 25902
 DRAWN BY: AM/JMC
 PM: BK
 AE: CG
 SHEET: **ID2.1**



DEMO PLAN

SCALE: 1/4" = 1'-0"

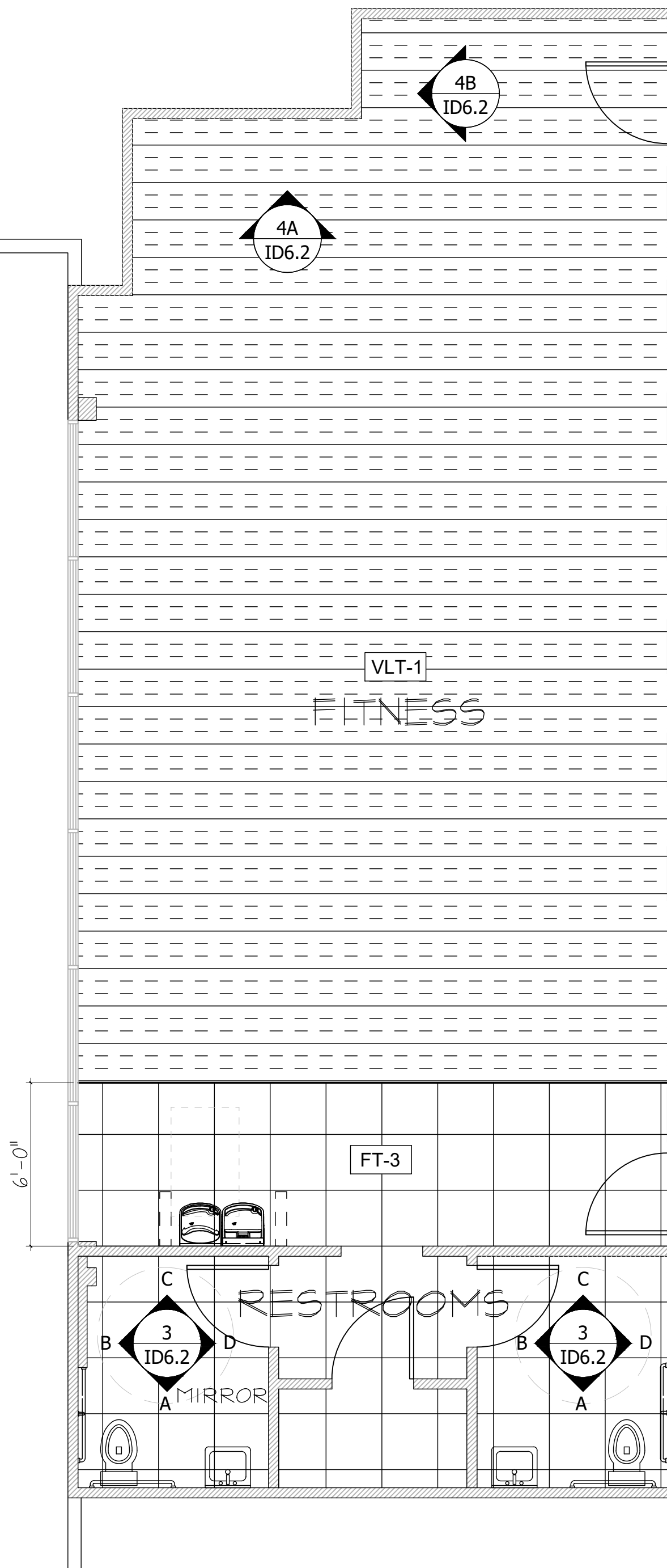
- DEMOLITION KEY NOTES**
- (EXISTING) WALLS, DOORS, AND WINDOWS TO REMAIN
 - (EXISTING) SPRINKLERS TO REMAIN.
 - (DEMO) EXISTING FLOORING TO BE REMOVED THROUGHOUT - PREP FLOORS FOR NEW FINISHES.
 - (DEMO) RR. TILE ON WALLS, FAUCET, MIRROR & GRAB BARS. (PREP FOR NEW IN SAME LOCATION) SINK & TOILET TO REMAIN.
 - (DEMO) PENDANT LIGHTS & DOWN LIGHTS TO BE REMOVED. (REMOVE WIRING & DRYWALL OVER WHERE NECESSARY
 - (DEMO) CEILING FAN TO BE REMOVED & REPLACED WITH NEW - SEE LIGHTING PLAN FOR NEW LAYOUT.



FURNITURE PLAN

SCALE: 1/4" = 1'-0"

- FURNITURE PLAN KEY NOTES**
- 11 FITNESS WALL GRAPHIC
 - 12 MONITOR SURROUNDS
 - 13 WALLCOVERING INSTALLATION
- NOTE: REFERENCE SHEET SP-1 & SP-2 FOR OVERALL SITE KEYNOTES

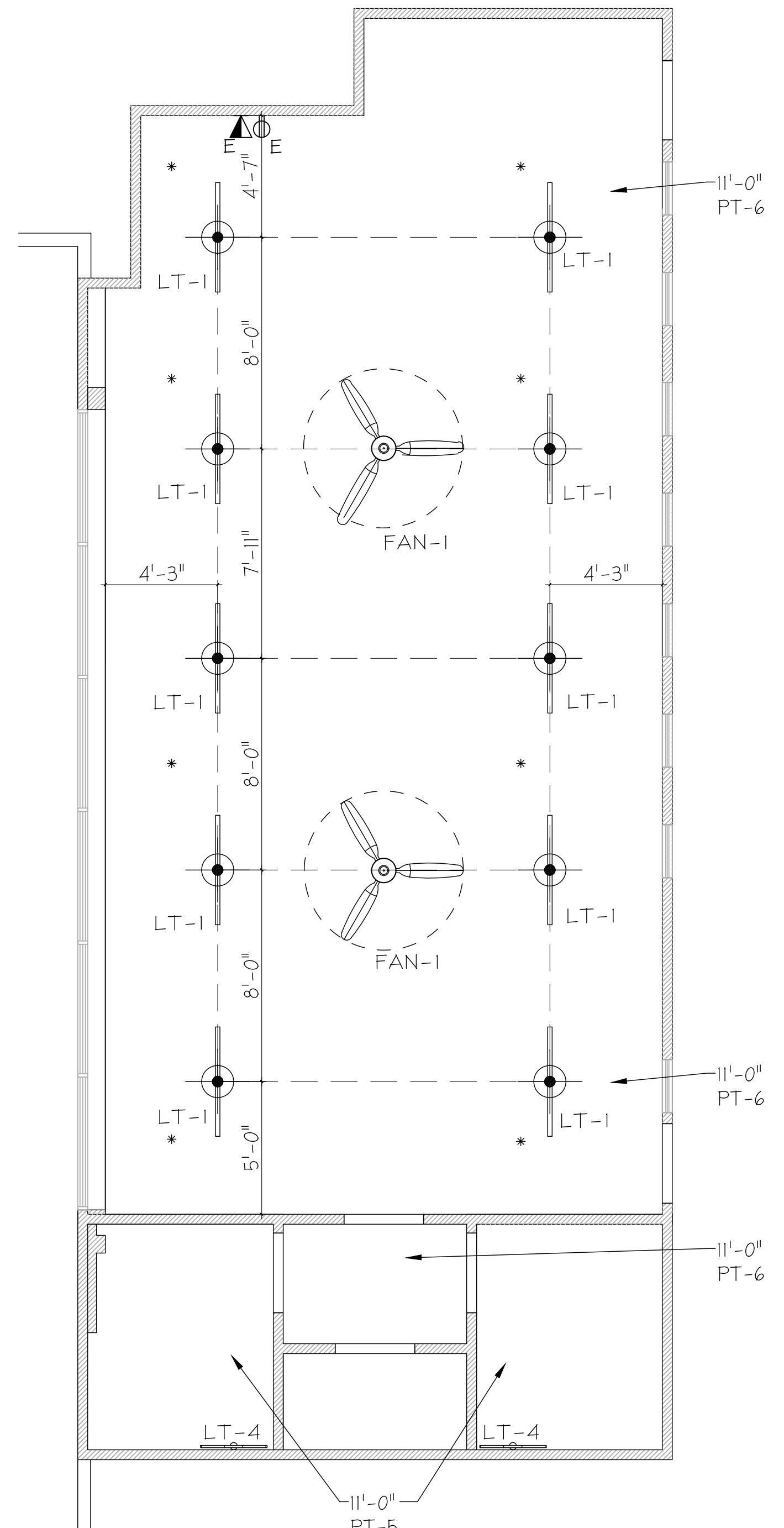
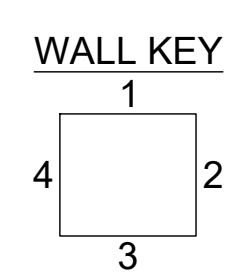


FLOOR FINISH PLAN

NOTE: REFER TO ID8 FOR FINISH SCHEDULE SCALE: 1/4" = 1'-0"

ROOM FINISH SCHEDULE

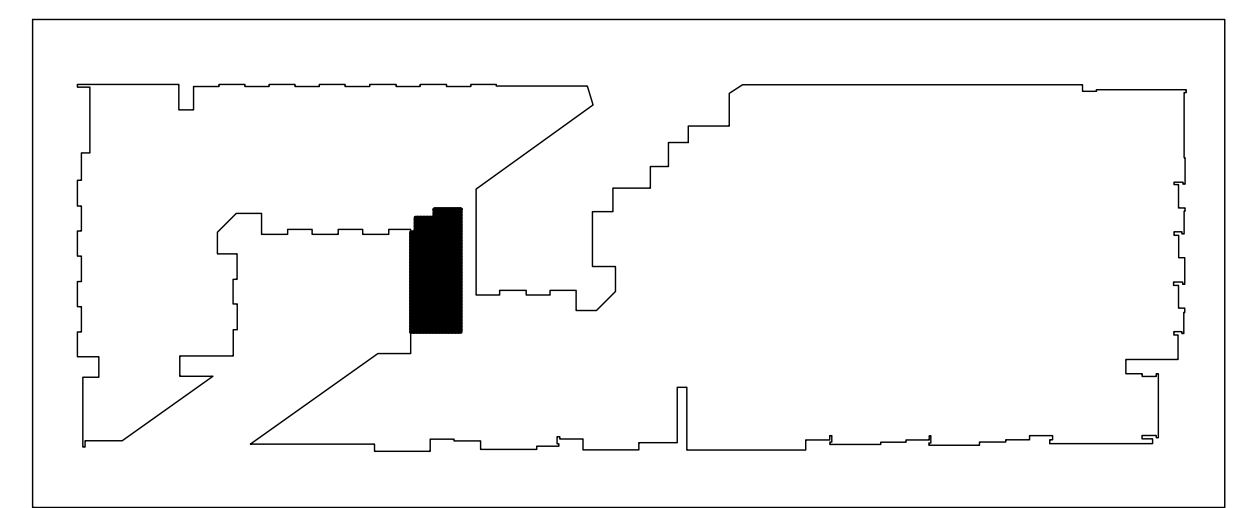
ROOM NAME	FLOOR	BASE	WALL 1	WALL 2	WALL 3	WALL 4	CEILING	COMMENTS
FITNESS HALL	FT-3	WB-2	PT-1	PT-1	PT-1	PT-1	PT-6	
FITNESS RR TYP.	FT-3	TR-2	WC-4	WC-4	WC-4	WC-4	PT-5	
FITNESS GYM	VFT-1	WB-2	PT-1	PT-1	PT-1	PT-1	PT-6	WC: 1: CORNER AT WALLS 4 & 1



LIGHTING PLAN

NOTE: REFER TO ID4.1 FOR LIGHTING SCHEDULE & ID8 FOR FINISH SCHEDULE SCALE: 1/4" = 1'-0"

KEY PLAN - LEVEL THREE



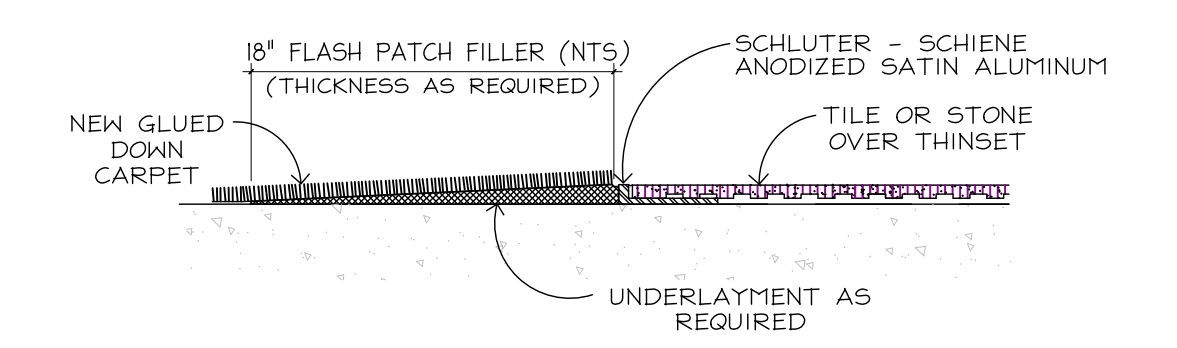
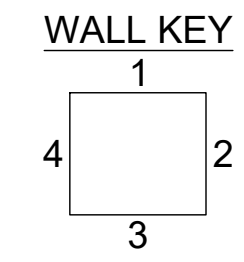
SCALE: N.T.S.

SHEET SIZE: 24" X 36"

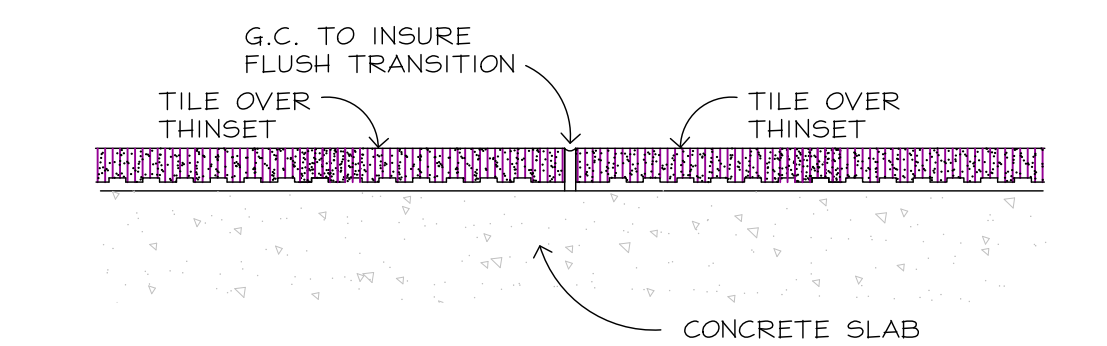
DISCLAIMER: THESE DOCUMENTS PROVIDE DESIGN INTENT ONLY AND ARE NOT TO BE USED FOR CONSTRUCTION WITHOUT THE REGISTERED ARCHITECTURAL SET OF DOCUMENTS. THE REGISTERED ARCHITECTURAL SET OF DOCUMENTS INCLUDES ALL NECESSARY INFORMATION FOR THE GENERAL CONTRACTOR AND TRADE CONTRACTOR TO PERFORM THE WORK. THE ARCHITECT ASSUMES NO LIABILITY FOR ANY DAMAGE OR INJURY TO PERSONS OR PROPERTY ARISING FROM THE USE OF THESE DOCUMENTS. THE ARCHITECT ASSUMES NO LIABILITY FOR ANY DAMAGE OR INJURY TO PERSONS OR PROPERTY ARISING FROM THE USE OF THESE DOCUMENTS.

ROOM FINISH SCHEDULE

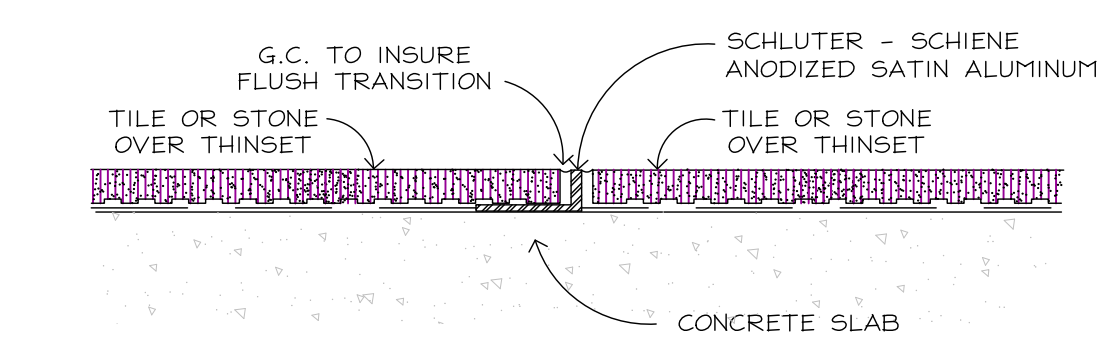
ROOM NAME	FLOOR	BASE	WALL 1	WALL 2	WALL 3	WALL 4	CEILING	COMMENTS
LOBBY	FT-1	WB-1	PT-1	PT-1	PT-1	PT-1	PT-6	
OFFICE 1	CPT-1	WB-1	PT-2	PT-2	PT-2	PT-2	PT-5	
OFFICE 2	CPT-1	WB-1	PT-2	PT-2	PT-2	PT-2	PT-5	
OFFICE 3	CPT-1	WB-1	PT-2	PT-2	PT-2	PT-2	PT-5	
B.O.H.	CPT-1	WB-1	PT-2	PT-2	PT-2	PT-2	PT-5	
HALLWAY	FT-1	WB-1	PT-1	PT-1	WC-1	PT-1	PT-6	
LEVEL 1 RR HALL	FT-2	WB-1	PT-1	PT-1	WC-2	PT-1	PT-5	
LEVEL 1 RR TYP.	FT-2	TR-2	WC-3	WC-3	WC-3	WC-3	PT-5	
CLUBROOM	FT-2	WB-1	PT-1	WC-2	PT-1	PT-1	PT-6	



1 CARPET TO TILE SCALE: N.T.S.

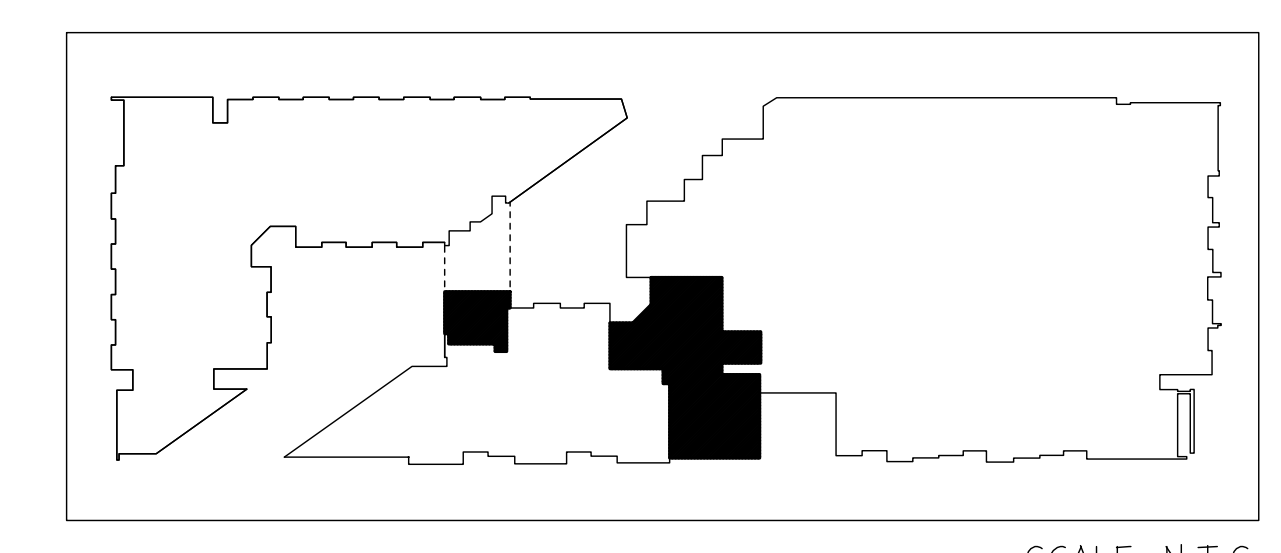


2 TILE TO TILE SCALE: N.T.S.



3 TILE TO TILE SCALE: N.T.S.

KEY PLAN - LEVEL ONE



SCALE: N.T.S.



FLOOR FINISH PLAN

NOTE: REFER TO ID6 FOR FINISH SCHEDULE

SCALE: 1/4" = 1'-0"

CLIENT NAME: LIVCOR
 PROJECT NAME: OLYMPUS AT MIDTOWN
 PROJECT LOCATION: NASHVILLE, TENNESSEE
 SHEET NAME: FLOOR FINISH PLAN



REVISIONS:	
INSTALL DATE:	
SCALE:	
DATE:	6-15-23
JOB NUMBER:	25902
DRAWN BY:	AM/JMC
PM:	BK
AE:	CG
SHEET:	ID3

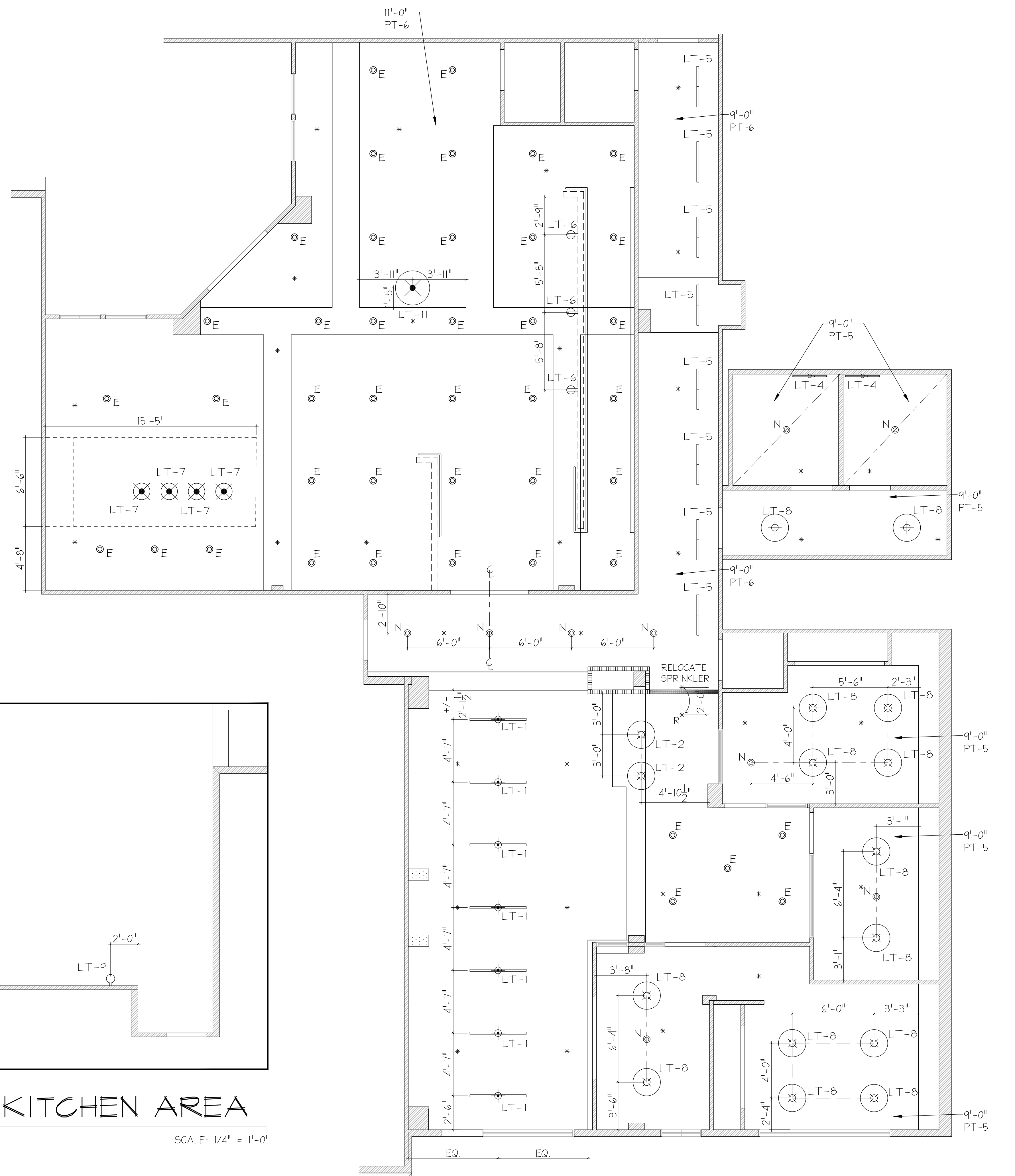
SHEET SIZE: 24" X 36"

DISCLAIMER: THESE DOCUMENTS PROVIDE DESIGN INTENT ONLY AND ARE NOT TO BE SUPERSEDED. THE REGISTERED ARCHITECTURAL SET OF DOCUMENTS, WHENOUT PROPER ARCHITECTURAL, ENGINEER, REGISTERED GENERAL CONTRACTOR AND TRADE CONTRACTOR MUST VERIFY CORRECT CODE APPLICATION AND INSTALLATION OF PROVIDED ELEMENTS WITHIN THEIR RESPECTIVE SCOPE OF WORK PRIOR TO PERMITTING AND OBTAINING LICENSES, PERMITS AND NECESSARY APPROVALS. THE ARCHITECT ASSUMES NO LIABILITY FOR ANY CHANGES OR OMISSIONS OF WORK PROVIDED HEREON. DESIGN ELEMENTS, FURNISHINGS OR FIXTURES.

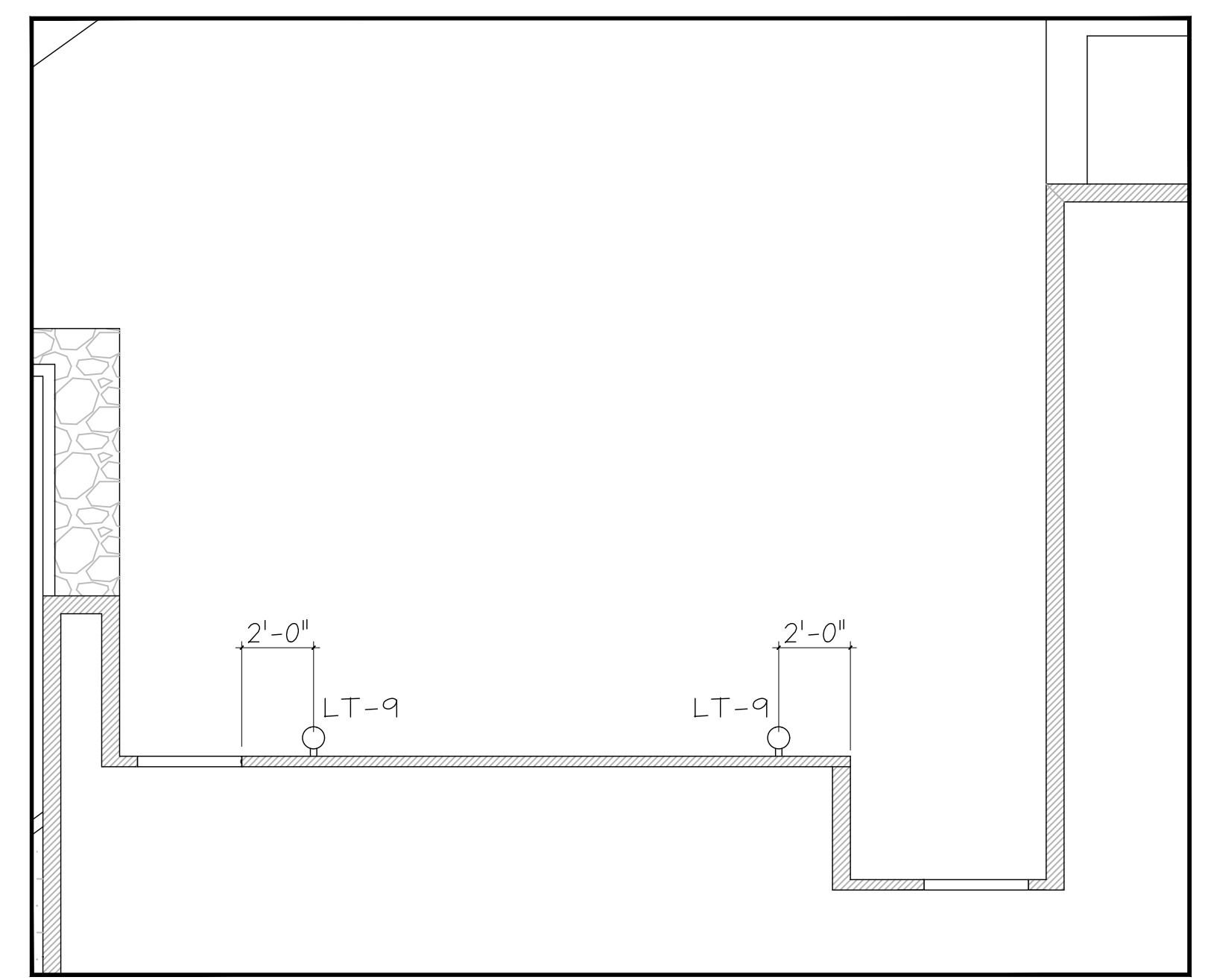
CLIENT NAME: **LIVCOR**
 PROJECT NAME: **OLYMPUS AT MIDTOWN**
 PROJECT LOCATION: **NASHVILLE, TENNESSEE**
 SHEET NAME: **REFLECTED CLG AND DECO. LIGHTING PLAN**



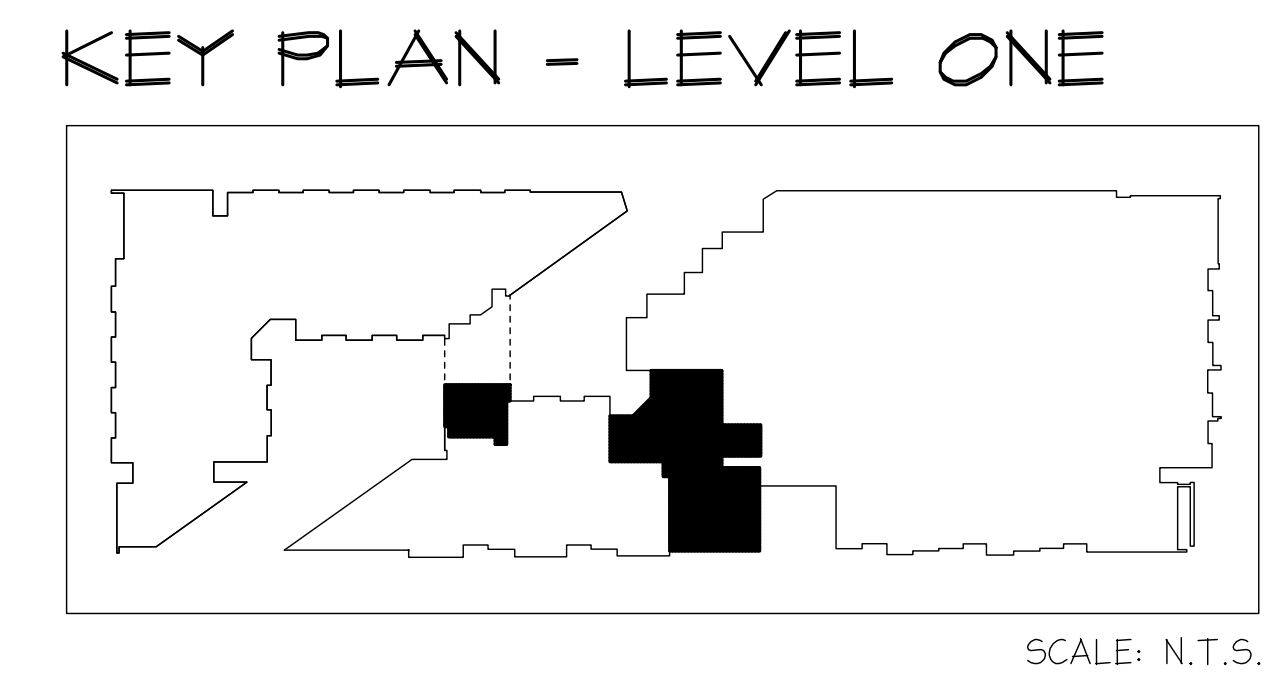
REVISIONS:	
INSTALL DATE:	
SCALE:	
DATE:	6-15-23
JOB NUMBER:	25902
DRAWN BY:	AM/JMC
PM:	BK
AE:	CG
SHEET:	ID4



- NOTE:**
- ALL NEW LIGHTING TO BE INSTALLED IN EXISTING LIGHTING LOCATIONS UNLESS OTHERWISE NOTED.
 - ALL LIGHTING FIXTURES ARE TO BE G.C. PROVIDED & INSTALLED. U.N.O.
 - EXTERIOR LIGHT SPECS. TO BE PROVIDED BY OTHERS.
 - CLI TO APPROVE ANY SUBSTITUTIONS FOR LIGHT FIXTURES.
 - FIXTURE FINISH AS SPECIFIED ABOVE
 - OVERALL SWITCHING PLAN TO BE PROVIDED BY ARCHITECT
 - SWITCH PLATE COLOR TO BE WHITE



OUTDOOR KITCHEN AREA
 SCALE: 1/4" = 1'-0"



KEY PLAN - LEVEL ONE
 SCALE: N.T.S.

REFLECTED CEILING AND DECO. LIGHTING PLAN

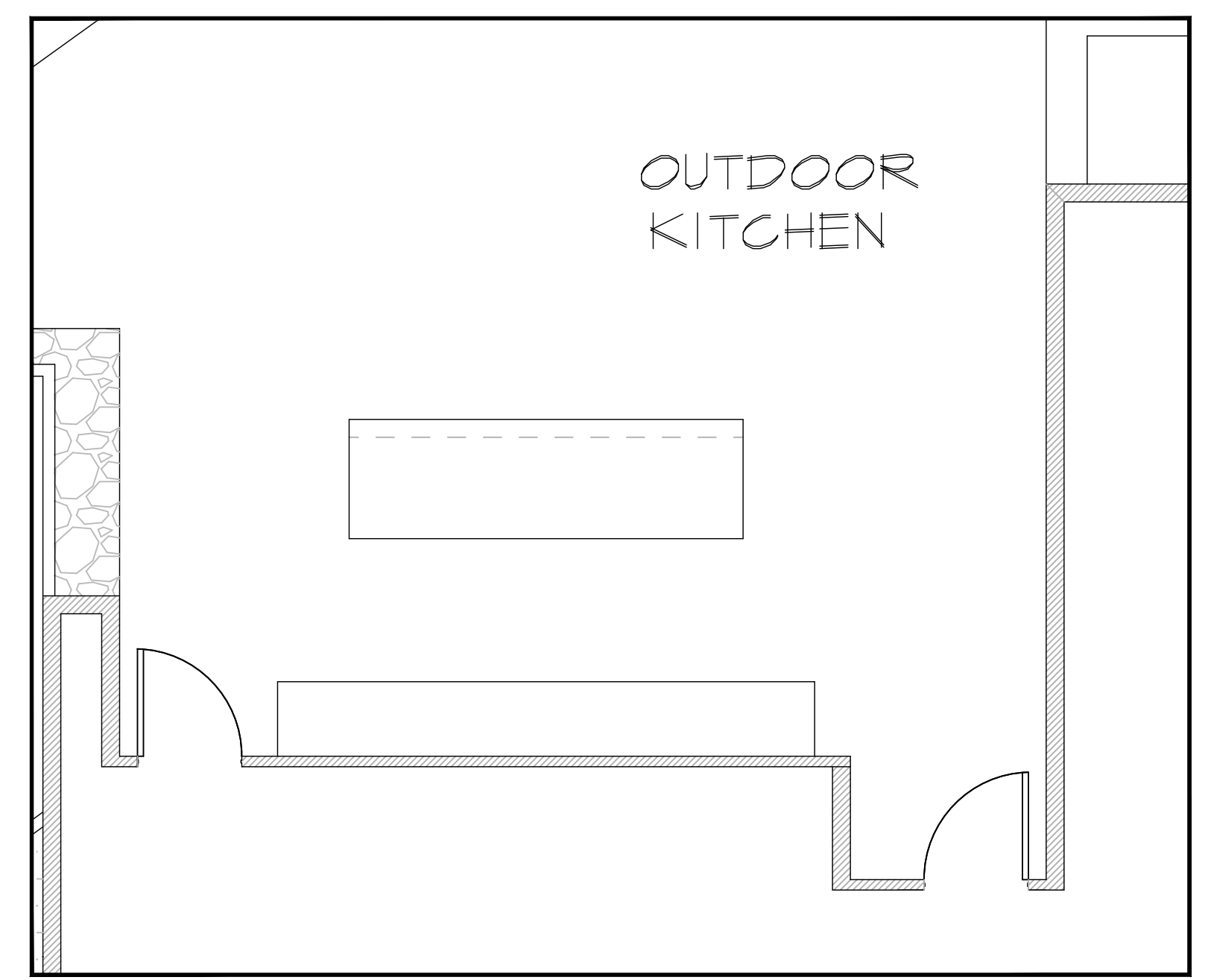
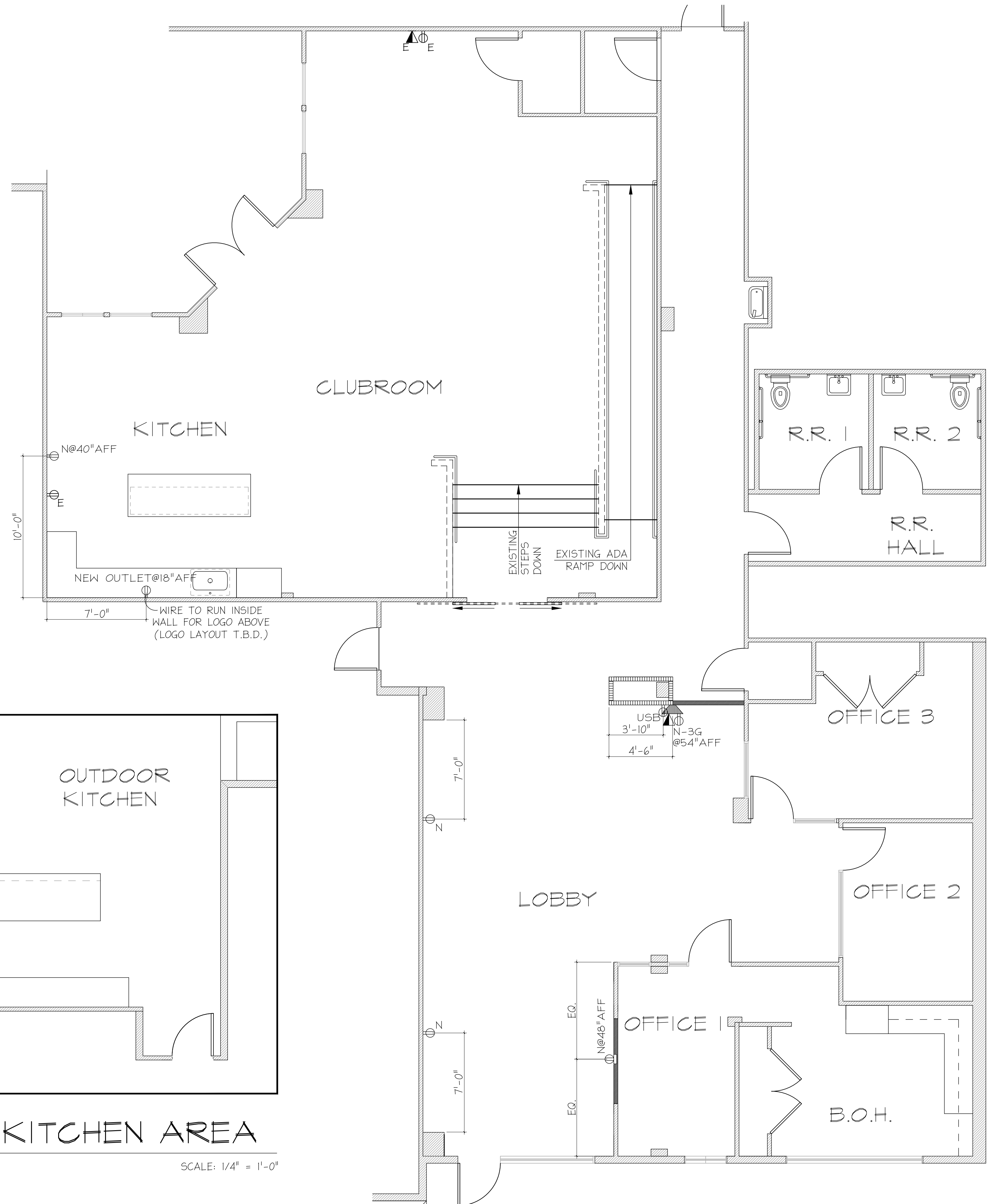
NOTE: REFER TO ID4.1 FOR LIGHTING SCHEDULE & ID8 FOR FINISH SCHEDULE

SCALE: 1/4" = 1'-0"



SHEET SIZE: 24" X 36"

DISCLAIMER: THESE DOCUMENTS PROVIDE DESIGN INTENT ONLY AND ARE NOT TO BE USED FOR CONSTRUCTION. THE REGISTERED ARCHITECTURAL SET OF DOCUMENTS, WHEN USED IN CONJUNCTION WITH THE REGISTERED ELECTRICAL ENGINEER'S DESIGN, SHALL BE USED TO OBTAIN PERMITS AND TO GUIDE THE GENERAL CONTRACTOR AND TRADE CONTRACTOR. THE REGISTERED ELECTRICAL ENGINEER DOES NOT WARRANT THE ACCURACY OF THE INFORMATION PROVIDED HEREIN OR THE RESULTS OF ANY CONSTRUCTION. THE REGISTERED ELECTRICAL ENGINEER SHALL NOT BE RESPONSIBLE FOR ANY DAMAGE TO PERSONS OR PROPERTY CAUSED BY ANY ELECTRICAL SYSTEMS OR EQUIPMENT PROVIDED HEREIN OR BY ANY OTHER PARTY. THE REGISTERED ELECTRICAL ENGINEER SHALL NOT BE RESPONSIBLE FOR ANY DAMAGE TO PERSONS OR PROPERTY CAUSED BY ANY ELECTRICAL SYSTEMS OR EQUIPMENT PROVIDED HEREIN OR BY ANY OTHER PARTY.



POWER & DATA LEGEND	
E	EXISTING DUPLEX RECEPTACLE TO REMAIN
E	EXISTING TELEPHONE/DATA OUTLET TO REMAIN
N	NEW DUPLEX RECEPTACLE MTD. @ 18" AFF (U.N.O.)
N	NEW TELEPHONE/DATA OUTLET MTD. @ 18" AFF. (U.N.O.)
USB	NEW DUPLEX USB RECEPTACLE MTD. SIDEWAYS @ 38" AFF
N-3G	NEW THREE-GANG RECESSED TV BOX W/SURGE PROTECTIVE & LOW VOLTAGE KIT, WHITE MANUF.: LEGRAND MODEL: TV3MTVSSW OUTLET MTD. @ AFF.(SEE PLAN)

GENERAL NOTES

NOTES:
 ALL POWER/DATA FIXTURES ARE TO BE G.C. PROVIDED & INSTALLED.

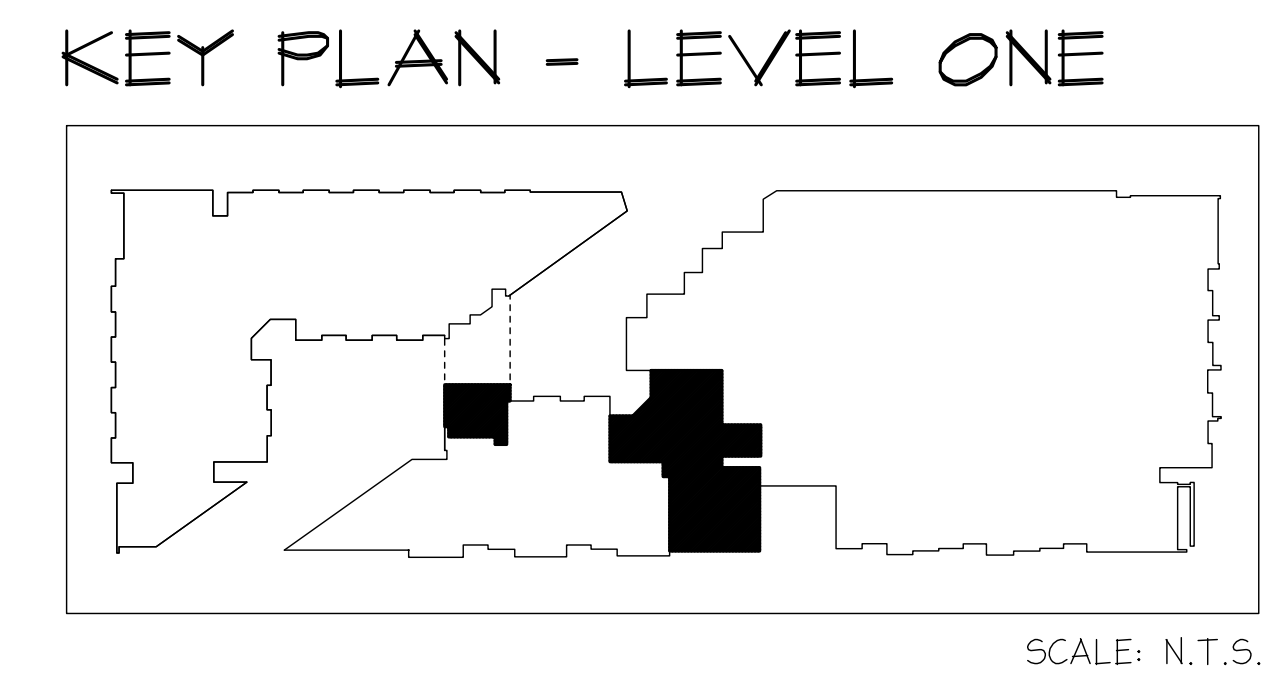
ELECTRICAL PLAN DOES NOT INCLUDE OVERALL ELECTRICAL LOCATIONS BASED ON THE ELECTRICAL ENGINEER. ALL OUTLET LOCATIONS SHOWN SPECIFICALLY CORRESPOND WITH INTERIOR DESIGN.

ALL ELECTRICAL LOCATIONS REQUIRING GFCI MUST BE SPECIFIED BY ELECTRICAL ENGINEER.

ALL AFF HEIGHTS ARE DIMENSIONED TO THE CENTER OF THE OUTLET LOCATION.

ALL EQUIPMENT/APPLIANCE RECEPTACLES TO BE INSTALLED ACCORDING TO MANUFACTURERS VOLTAGE REQUIREMENTS.

ELECTRICAL PLAN DOES NOT INCLUDE ELECTRICAL LOCATIONS FOR ADDITIONAL EQUIPMENT SPECIFIED AND SUPPLIED BY CLIENT.



COORDINATION PLAN (POWER, SIGNAL, & DATA)

SCALE: 1/4" = 1'-0"

CLIENT NAME: LIVCOR
 PROJECT NAME: OLYMPUS AT MIDTOWN
 PROJECT LOCATION: NASHVILLE, TENNESSEE
 SHEET NAME: COORD. PLAN (POWER, SIGNAL, & DATA)



REVISIONS:	
INSTALL DATE:	
SCALE:	
DATE:	6-15-23
JOB NUMBER:	25902
DRAWN BY:	AM/JMC
PM:	BK
AE:	CG
SHEET:	ID5

SHEET SIZE: 24" X 36"

